



US00D485358S

(12) **United States Design Patent**
Woo

(10) **Patent No.:** **US D485,358 S**

(45) **Date of Patent:** **** Jan. 13, 2004**

(54) **DILATOR**

D363,544 S * 10/1995 Rowland et al. D24/140
6,010,520 A * 1/2000 Pattison 606/191

(75) Inventor: **Louis Woo**, Arlington, VA (US)

* cited by examiner

(73) Assignee: **Smiths Group PLC**, London (GB)

Primary Examiner—Ian Simmons

(**) Term: **14 Years**

(74) *Attorney, Agent, or Firm*—Louis Woo

(21) Appl. No.: **29/170,051**

(57) **CLAIM**

(22) Filed: **Oct. 31, 2002**

The ornamental design for a dilator, as shown and described.

(51) **LOC (7) Cl.** **24-02**

DESCRIPTION

(52) **U.S. Cl.** **D24/135**

FIG. 1 is a perspective view of the dilator;

(58) **Field of Search** D24/135, 112,
D24/140, 108; 606/191, 196, 193, 194

FIG. 2 is a side view of the dilator;

FIG. 3 is a view of the dilator, as seen from the right side;

FIG. 4 is a view of the dilator, as seen from the left side;

FIG. 5 is a view of the dilator from its distal tip; and,

FIG. 6 is a view of the dilator from its proximal end.

(56) **References Cited**

U.S. PATENT DOCUMENTS

672,377 A * 4/1901 Kearns 606/191
D247,512 S * 3/1978 Sandler D24/135

1 Claim, 2 Drawing Sheets



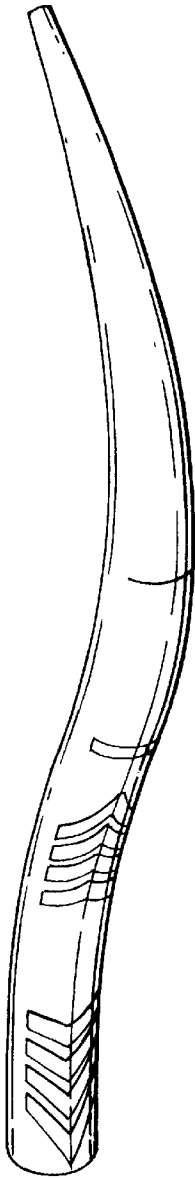


Fig.1.

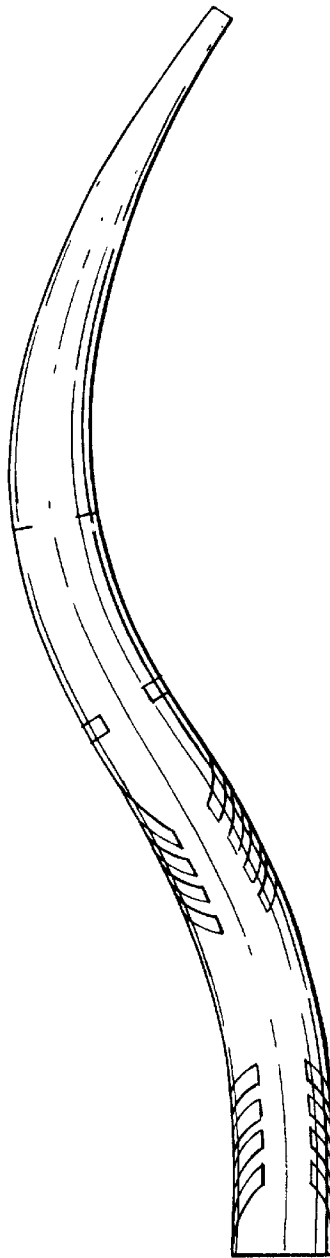


Fig.2.



Fig.3.



Fig.4.

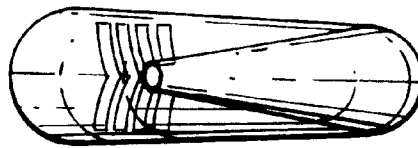


Fig.5.

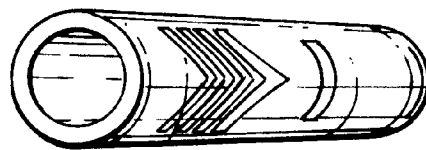


Fig.6.