US00D795963S

(12) **United States Design Patent** (10) **Patent No.: US D795,963 S**
Sakai et al. (45) **Date of Patent: ** Aug. 29, 2017**

(54) **ACCESSORY OF CONTROLLER FOR COMPUTER**

(71) Applicant: **NINTENDO CO., LTD.**, Kyoto (JP)

(72) Inventors: **Yuriko Sakai**, Kyoto (JP); **Tetsuya Akama**, Kyoto (JP); **Hideaki Kamata**, Kyoto (JP)

(73) Assignee: **Nintendo Co., Ltd.**, Kyoto (JP)

(**) Term: **15 Years**

(21) Appl. No.: **29/600,999**

(22) Filed: **Apr. 18, 2017**

(30) **Foreign Application Priority Data**

Jan. 11, 2017 (JP) 2017-000280

(51) **LOC (10) Cl.** **21-01**

(52) **U.S. Cl.**
USPC **D21/333**; D14/401

(58) **Field of Classification Search**
USPC ..... D14/496, 401, 435, 474, 483, 217, 137, D14/138, 160, 168, 356, 203.1–203.8, D14/507; 345/156, 169, 173–179, 905; 715/727–729, 864, 700, 706, 719; 710/1, 710/5, 8; 713/1, 600; D21/324, 328, D21/333; 273/148 B
CPC .. A63F 13/00; A63F 13/02; A63F 9/00; A63F 13/06; G06F 17/00; G06F 19/00
See application file for complete search history.

(56) **References Cited**

U.S. PATENT DOCUMENTS

D309,331	S	7/1990	Leung	
D328,315	S *	7/1992	Shulman	D14/414
5,573,440	A *	11/1996	Schneider	A63H 33/00 446/404
D380,503	S *	7/1997	Tyler	D21/385
D393,493	S *	4/1998	Lee	D14/413
D395,464	S	6/1998	Shiibashi et al.	
5,829,745	A *	11/1998	Houle	A63F 13/06 273/148 B

(Continued)

FOREIGN PATENT DOCUMENTS

CN	200730201970.9	9/2009
CN	200930291064.1	11/2010

(Continued)

OTHER PUBLICATIONS

"Joy-Con Wheel for Nintendo Switch Controller—Black (Set of 2)", https://www.amazon.com/dp/B06XRF4DYC/ref=cm_sw_r_cp_ep_dp_hrF2ybRSA8 t, retrieved on Apr. 13, 2017 (5 pages).

(Continued)

Primary Examiner — Prabhakar Deshmukh
(74) *Attorney, Agent, or Firm* — Nixon & Vanderhye PC

(57) **CLAIM**

The ornamental design for an accessory of controller for computer, as shown and described.

DESCRIPTION

FIG. **1** is a front side perspective view of an accessory of controller for computer showing our new design;
FIG. **2** is a back side perspective view thereof;
FIG. **3** is a front view thereof;
FIG. **4** is a top view thereof;
FIG. **5** is a back view thereof;
FIG. **6** is a bottom view thereof;
FIG. **7** is a right view thereof;
FIG. **8** is a sectional view taken along line **8-8** of FIG. **3**; and,
FIG. **9** is a reference view showing a state of a controller for computer attached to this article thereof.
The broken lines shown in the figures are for illustrative purposes only and form no part of the claimed design.

1 Claim, 9 Drawing Sheets

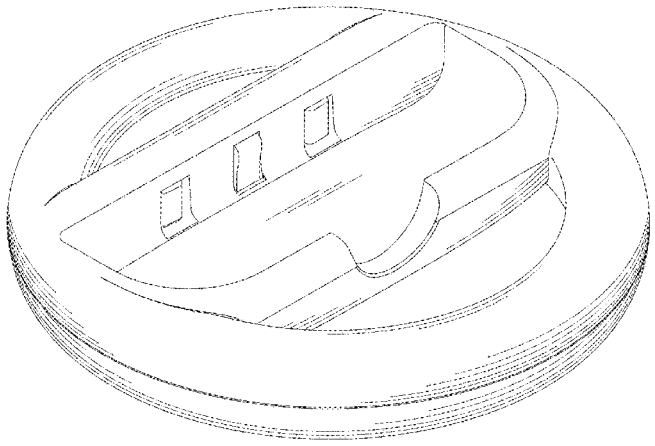

(56) **References Cited**

U.S. PATENT DOCUMENTS

D410,970	S *	6/1999	Larian	D21/329
5,967,898	A	10/1999	Takasaka et al.	
5,989,123	A *	11/1999	Tosaki	A63F 13/06 463/37
D420,708	S *	2/2000	Holmes	D21/329
6,159,099	A *	12/2000	Chen	A63F 13/02 273/148 B
D441,028	S *	4/2001	Jung	D21/324
6,279,906	B1	8/2001	Sanderson et al.	
D451,557	S *	12/2001	Yu	D21/320
D454,567	S	3/2002	Hayes et al.	
D454,878	S	3/2002	Hayes et al.	
D465,244	S	11/2002	Hussaini et al.	
6,544,124	B2	4/2003	Ireland et al.	
D497,365	S *	10/2004	Hussaini	D14/414
6,976,677	B1	12/2005	McVicar	
D517,124	S	3/2006	Merril et al.	
D522,516	S	6/2006	Hussaini et al.	
7,081,051	B2	7/2006	Himoto et al.	
D553,622	S	10/2007	Petrotta	
D558,651	S	1/2008	Ikeda et al.	
7,316,618	B2	1/2008	Hsu	
D563,409	S	3/2008	Liu	
D568,409	S	5/2008	Ikeda et al.	
D585,895	S	2/2009	Hu et al.	
D586,865	S	2/2009	Ko et al.	
D602,096	S	10/2009	Ashida et al.	
D603,457	S *	11/2009	Julskjer	D14/400
D615,131	S	5/2010	Biheller	
D627,832	S	11/2010	Xu	
D631,476	S	1/2011	Piedra et al.	
D637,655	S	5/2011	Baumann et al.	
D641,797	S	7/2011	Chen	
8,042,811	B1	10/2011	Markowitz et al.	
8,210,534	B2	7/2012	Markowitz et al.	
8,469,815	B2	6/2013	Hovseth	
D760,632	S	7/2016	Muhl	
2001/0031662	A1	10/2001	Larian	
2001/0049302	A1	12/2001	Hagiwara et al.	
2002/0098887	A1	7/2002	Himoto et al.	
2005/0215322	A1	9/2005	Himoto et al.	
2005/0233808	A1	10/2005	Himoto et al.	
2008/0191415	A1	8/2008	Arche et al.	

FOREIGN PATENT DOCUMENTS

CN	201130035346.2	7/2011
CN	201430011311.9	6/2014
JP	2002-224444	8/2002
JP	2006-136694	6/2006

OTHER PUBLICATIONS

Ubisoft—Ubisoft Wii™ Steering Wheel, previously available at http://www.ubi.com/US/Games/Info.aspx?pId=5436, apparently at least as early as Nov. 3, 2008 (2 pages).

BigBen Interactive, Wii™ Steering Wheel, previously available at http://www/bigben.fr/access.php?id=168, Barcode: 3499550250848, at least as early as Nov. 19, 2008 (1 page).

Wii Wheel™ Accessory for the Wii Remote™ Operations Manual, Nintendo of America Inc., pp. 1-11, prior to Apr. 18, 2017.

* cited by examiner

Fig.1

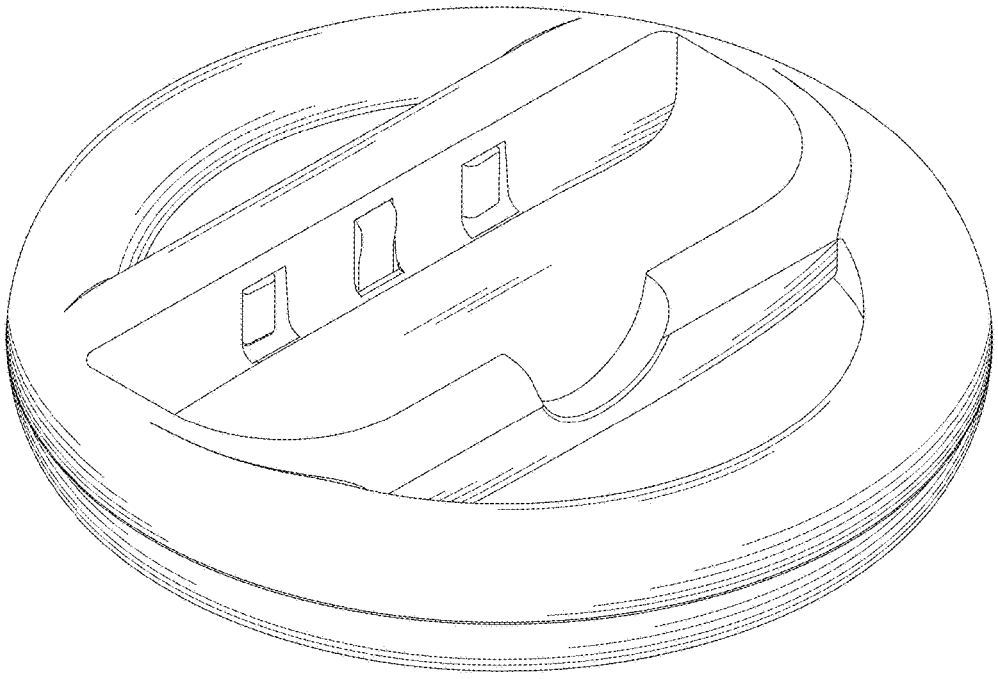

Fig. 2

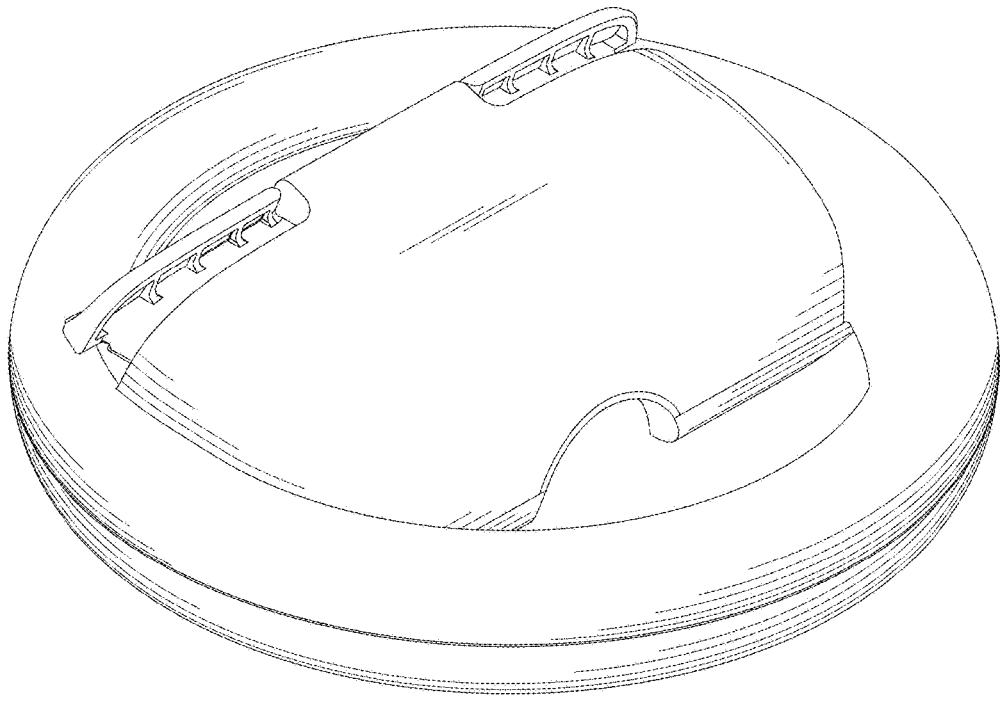

Fig. 3

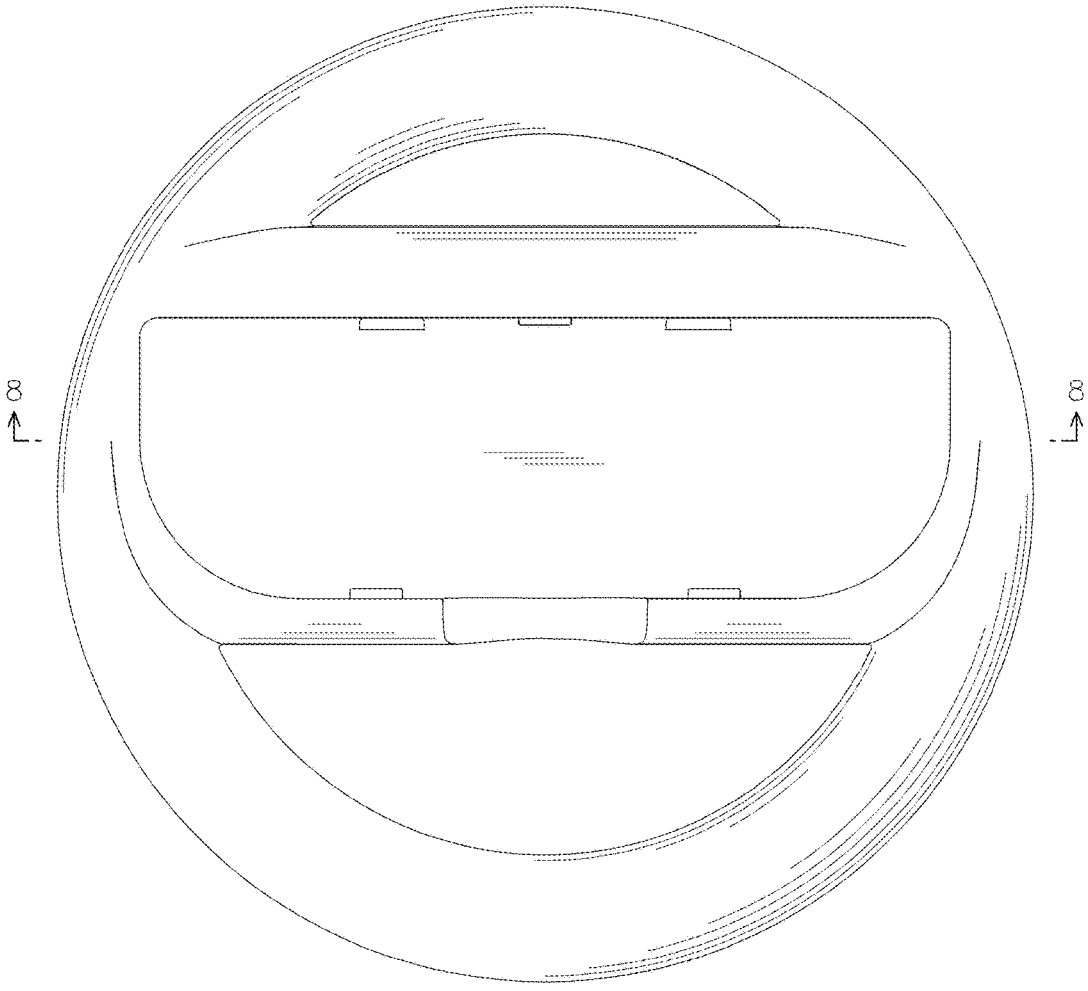

Fig. 4

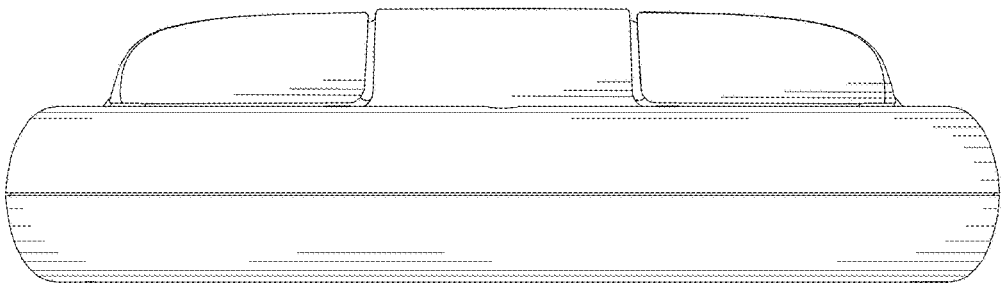

Fig.5

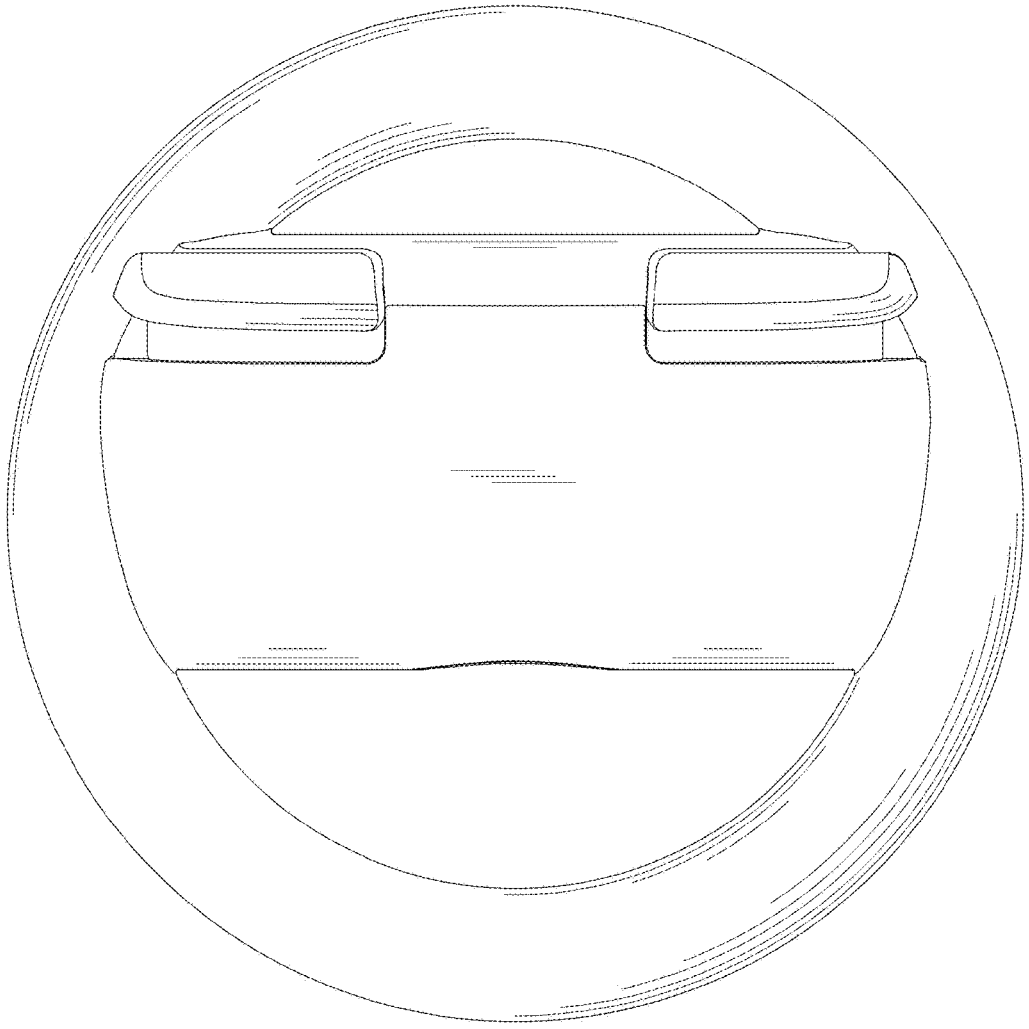

Fig.6

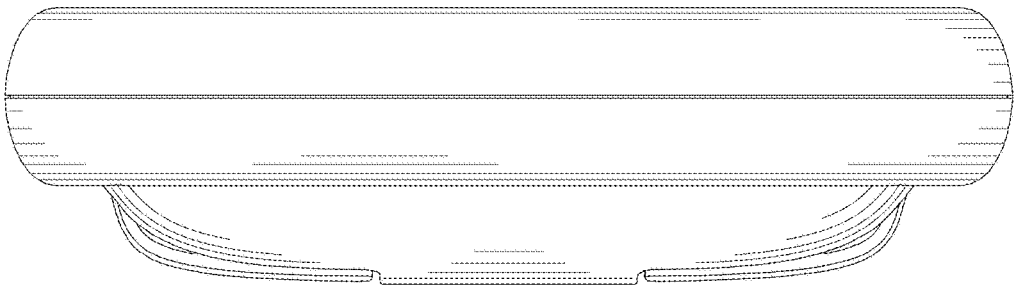

Fig. 7

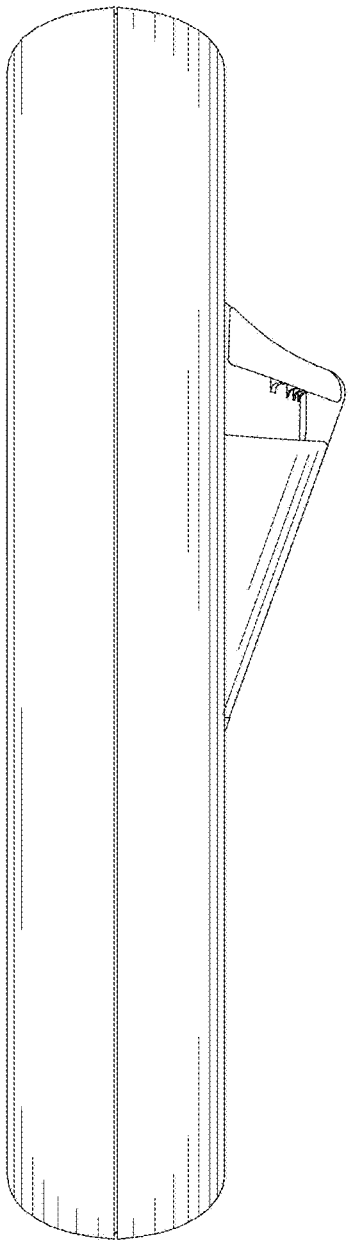

Fig.8

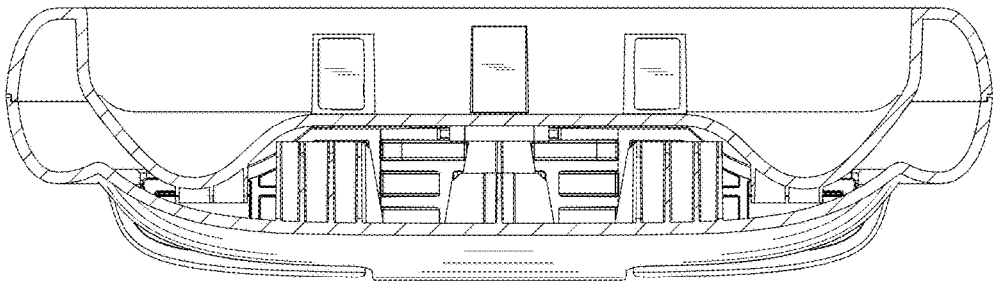

Fig. 9

