

(19) World Intellectual Property Organization  
International Bureau



(43) International Publication Date  
1 November 2007 (01.11.2007)

PCT

(10) International Publication Number  
**WO 2007/124445 A2**

(51) International Patent Classification:  
**H01L 29/12** (2006.01) **C09C 3/12** (2006.01)  
**C09K 11/59** (2006.01)

(21) International Application Number:  
PCT/US2007/067126

(22) International Filing Date: 20 April 2007 (20.04.2007)

(25) Filing Language: English

(26) Publication Language: English

(30) Priority Data:  
60/794,045 21 April 2006 (21.04.2006) US

(71) Applicant (for all designated States except US): **INNOVA-LIGHT, INC.** [US/US]; Suite 104, 3303 Octavius Drive, Santa Clara, California 95054 (US).

(72) Inventors; and

(75) Inventors/Applicants (for US only): **SINHA, Sanjai** [US/US]; 807A Palomino Drive, Pleasanton, California 94566 (US). **ROGOJINA, Elena** [RU/US]; Apartment 210, 2250 Homestead Court, Los Altos, California 94024 (US).

(74) Agents: **MANNING, Michelle** et al.; Foley & Lardner LLP, 150 East Gilman Street, Post Office Box 1497, Madison, Wisconsin 53701-1497 (US).

(81) Designated States (unless otherwise indicated, for every kind of national protection available): AE, AG, AL, AM, AT, AU, AZ, BA, BB, BG, BH, BR, BW, BY, BZ, CA, CH, CN, CO, CR, CU, CZ, DE, DK, DM, DZ, EC, EE, EG, ES, FI, GB, GD, GE, GH, GM, GT, HN, HR, HU, ID, IL, IN, IS, JP, KE, KG, KM, KN, KP, KR, KZ, LA, LC, LK, LR, LS, LT, LU, LY, MA, MD, MG, MK, MN, MW, MX, MY, MZ, NA, NG, NI, NO, NZ, OM, PG, PH, PL, PT, RO, RS, RU, SC, SD, SE, SG, SK, SL, SM, SV, SY, TJ, TM, TN, TR, TT, TZ, UA, UG, US, UZ, VC, VN, ZA, ZM, ZW.

(84) Designated States (unless otherwise indicated, for every kind of regional protection available): ARIPO (BW, GH, GM, KE, LS, MW, MZ, NA, SD, SL, SZ, TZ, UG, ZM, ZW), Eurasian (AM, AZ, BY, KG, KZ, MD, RU, TJ, TM), European (AT, BE, BG, CH, CY, CZ, DE, DK, EE, ES, FI, FR, GB, GR, HU, IE, IS, IT, LT, LU, LV, MC, MT, NL, PL, PT, RO, SE, SI, SK, TR), OAPI (BF, BJ, CF, CG, CI, CM, GA, GN, GQ, GW, ML, MR, NE, SN, TD, TG).

**Published:**

— without international search report and to be republished upon receipt of that report

For two-letter codes and other abbreviations, refer to the "Guidance Notes on Codes and Abbreviations" appearing at the beginning of each regular issue of the PCT Gazette.

(54) Title: GROUP IV NANOPARTICLES IN AN OXIDE MATRIX AND DEVICES MADE THEREFROM

(57) Abstract: Photoactive materials made from Group IV semiconductor nanoparticles dispersed in an inorganic oxide matrix and methods for making the photoactive materials are provided. In some instances, the nanoparticles are functionalized with organosilanes to provide nanoparticle-organosilane compounds. The photoactive materials may be formed by subjecting the nanoparticles or nanoparticle compounds to a sol-gel process. The photoactive materials are well-suited for use in devices which convert electromagnetic radiation into electrical energy, including photovoltaic devices, photoconductors, and photodetectors.



WO 2007/124445 A2

## **GROUP IV NANOPARTICLES IN AN OXIDE MATRIX AND DEVICES MADE THEREFROM**

### **FIELD OF THE INVENTION**

[0001] This invention generally relates to photoactive materials made from Group IV semiconductor nanoparticles dispersed in an inorganic oxide matrix, to methods for making the photoactive materials and to devices incorporating the photoactive materials.

### **BACKGROUND**

[0002] Quantum dots are nanometric scale particles, or "nanoparticles" that show quantum confinement effects. In the case of semiconductor nanoparticles having spatial dimensions less than the exciton Bohr radius, the quantum confinement effect manifests itself in the form of size-dependent tunable band gaps and, consequently, tunable light absorption and emission properties.

[0003] To exploit the tunable properties, semiconductor quantum dots are incorporated into devices, such as photovoltaic cells and light emitting diodes, typically in the form of films having suitable electronic and optical coupling with the device and the outside world. Semiconductor quantum dots have been incorporated into inorganic films for use in a variety of devices. For example, published U.S. Patent Application US 2005/010747 describes nanocrystal-polymer complexes dispersed in a titania matrix for use in photoluminescent devices. Unfortunately, the large size of the amphiphilic polymers of the complex make it difficult to achieve high nanoparticle loadings in the matrix. In addition, the amphiphilic polymer and/or any capping ligands on the nanoparticles within the matrix may act as an insulating layer, rendering the material unsuitable for applications where such an insulating layer would be undesirable. Organo-Silane-capped Group II-IV quantum dots in a silicate film for use in light emitting devices are described in U.S. Patent No. 6,869,864. In addition, CdS and PbS quantum dots have been incorporated into silica-titania films. See, for example, Martucci, et al., *J. Appl. Phys.*, **86**, 79 (1999). However, none of the above-cited references teach films containing Group IV semiconductor nanoparticles in an oxide matrix

that are suitable for use in photoactive devices, such as photovoltaic devices. Nor do the references teach methods suitable for forming such films.

### SUMMARY

[0004] The present invention provides organosilane-capped Group IV semiconductor nanoparticles, films of Group IV semiconductor nanoparticles in an oxide matrix and methods for making the films using a sol-gel process.

[0005] One aspect of the invention provides a nanoparticle-organosilane compound comprising a Group IV nanoparticle having a surface functionalized with organosilane molecules. The compound may be the product of reactions between terminal alkynyl groups of alkynyl silanes and the Group IV nanoparticle, or reactions between terminal alkenyl groups of alkenyl silanes and the Group IV nanoparticle. A plurality of such nanoparticle-organosilane compounds may be dispersed in an oxide matrix to provide a photoactive or luminescent material. The oxide matrix may be formed by a sol-gel process. The material may be incorporated into a photoactive device, such as a photovoltaic cell, or a light emitting device, such as a light emitting diode.

[0006] Another aspect of the invention provides a photoactive or luminescent material comprising a plurality of Group IV nanoparticles dispersed in a crystalline oxide matrix, which may be formed by a sol-gel process. This material may also be incorporated into a photoactive device, such as a photovoltaic cell, or a light emitting device, such as a light emitting diode.

[0007] In general, the devices provided by the present invention include a first electrode, a second electrode and the photoactive or luminescent material in electrical communication with the first and second electrodes.

[0008] Methods for making photoactive or luminescent materials are also provided. One method includes the steps of: reacting Group IV semiconductor nanoparticles with an alkynyl silane or an alkenyl silane to form nanoparticle-organosilane compounds; mixing the nanoparticle-organosilane compounds with an oxide matrix precursor; and subjecting the

mixture to a sol-gel process to form an oxide matrix having a plurality of Group IV semiconductor nanoparticles dispersed therein.

[0009] Further objects, features and advantages of the invention will be apparent from the following detailed description when taken in conjunction with the accompanying drawings.

### **DETAILED DESCRIPTION**

[0010] Photoactive materials made from Group IV semiconductor nanoparticles dispersed in an inorganic oxide matrix and methods for making the photoactive materials are provided. In some instances, the nanoparticles are functionalized with organosilanes to provide nanoparticle-organosilane compounds. The photoactive materials may be formed by subjecting the nanoparticles or nanoparticle compounds to a sol-gel process. The photoactive materials are well-suited for use in devices which convert electromagnetic radiation into electrical energy, including photovoltaic devices, photoconductors and photodetectors. The materials may also be used in light emitting devices, such as light emitting diodes.

#### **Group IV Semiconductor Nanoparticles**

[0011] The Group IV semiconductor nanoparticles are nanoparticles that include a Group IV semiconductor. As used herein, the term nanoparticle generally refers to particles that have an average diameter of about 100 nm, or less. This includes particles having an average diameter of about 50 nm or less. For example, the population of nanoparticles in a photoactive material may have an average diameter of about 3 to about 20 nm. The nanoparticles may exhibit a number of unique electronic, magnetic, catalytic, physical, optoelectronic and optical properties due to quantum confinement effects. These quantum confinement effects may vary as the size of the nanoparticle is varied. The nanoparticles may have a variety of shapes and a given population of nanoparticles may include nanoparticles of different shapes. Thus, the nanoparticles may be generally spherical, cubic, and/or pyramidal in shape, or they may have more complex shapes, such as double square pyramidal and cube octahedral. In some instances nanoparticles, such as nanowires or nanorods, may have elongated particle shapes.

[0012] Group IV nanoparticles include, but are not limited to, Si nanoparticles, Ge nanoparticles, Sn nanoparticles, SiGe alloy nanoparticles and alloys of tin and Si and/or Ge. The nanoparticles may include a core and an inorganic shell. Such nanoparticles shall be referred to as "core-shell nanoparticles". The core-shell nanoparticles of the present invention include a Group IV semiconductor in their shell or in both their core and their shell. For example, the core-shell nanoparticles may include a Si core and a Ge shell, or a Ge shell and an Si core.

[0013] In some embodiments, the Group IV nanoparticles (including the core-shell nanoparticles) may be capped by organic molecules, such as organosilanes, which are bound to the surface of the nanoparticles. These organic molecules may facilitate the incorporation of the nanoparticles into the inorganic oxide matrix via a sol-gel process. Examples of suitable organosilanes include, but are not limited to bi-functional organosilanes having terminal alkenyl or alkynyl groups that react with the nanoparticles to form the nanoparticle-organosilane compounds.

### **The Oxide Matrix**

[0014] The Group IV nanoparticles may be embedded in an electrically conducting, transparent, inorganic oxide matrix that is formed by a sol-gel process. The matrix may include various inorganic oxides, but preferably includes a wide bandgap oxide semiconductor. Examples of suitable transition metal oxide matrices include, but are not limited to, titanium oxides, zinc oxides, niobium oxides, tantalum oxides, tungsten oxides, molybdenum oxides, and mixtures thereof. In some embodiments, the oxide matrix is not a silicate matrix. Depending upon the temperatures used on the sol-gel process, the oxide matrix may be an amorphous matrix or a crystalline matrix.

[0015] A description of sol-gel processes may be found in Brinker et al., "Sol-Gel Science, The Physics and Chemistry of Sol-Gel Processing," Academic Press, 1990. Suitable metal oxide matrix precursors that may be used to form an oxide matrix via a sol-gel processes are known and commercially available. These include, but are not limited to, metal alkoxides.

### **The Photoactive Material**

[0016] Within the photoactive material, the nanoparticles are spaced apart in the oxide matrix by distances that depend on the concentration of nanoparticles in the material.

Generally, the photoactive material has a Group IV nanoparticle content that is sufficiently high to allow the material to conduct the carriers generated when the material is exposed to light. The desired nanoparticle loading will depend on the sensitivity and/or efficiency requirements for the particular application and on the composition of the nanoparticles in the photoactive material. For example, nanoparticles made from lower bandgap semiconductors, such as Ge, typically require lower nanoparticle loadings. In some embodiments a volume loading of nanoparticles of at least about 1% may be sufficient. However, for some applications, higher nanoparticle loadings may be desirable (e.g., about 1 to about 50 %). Thus, in some embodiments the photoactive material may have a nanoparticle loading of at least about 10 % by volume (e.g., about 35 to about 50 %). This includes embodiment where the photoactive material has a nanoparticle loading of at least about 20 %, at least about 30 %, at least about 35 %, at least about 40 %, at least about 45 % and at least about 50 % by volume.

[0017] The Group IV nanoparticles in the oxide matrix may have a polydisperse or a substantially monodisperse size distribution. In applications where high nanoparticle loading is desirable, it may be advantageous to use nanoparticles with a polydisperse size distribution, which allows for denser packing of the nanoparticles in the oxide matrix. As used herein, the term “substantially monodisperse” refers to a plurality of nanoparticles which deviate by less than 20% root-mean-square (rms) in diameter, more preferably less than 10% rms, and most preferably less than 5% rms, where the diameter of a nanoparticle refers to the largest cross-sectional diameter of the nanoparticle. The term polydisperse refers to a plurality of nanoparticles having a size distribution that is broader than monodisperse. For example, a plurality of nanoparticles which deviate by at least 25 %, 30 %, or 35 %, root-mean-square (rms) in diameter would be a polydisperse collection of nanoparticles. One advantage of using a population of Group IV nanoparticles having a polydisperse size distribution is that different nanoparticles in the population will be capable of absorbing light of different wavelengths. This may be particularly desirable in applications, such as photovoltaic cells, wherein absorption efficiency is important.

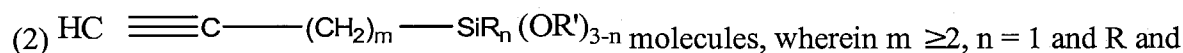
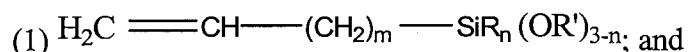
### **Applications**

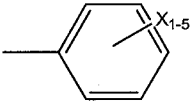
[0018] The photoactive materials may be used in a variety of devices which convert electromagnetic radiation into an electric signal. Such devices include photovoltaic cells, photoconverters, photoemitters and photodetectors. Generally, these devices will include the

photoactive material electrically coupled to two or more electrodes. When the photoactive material is used in a photovoltaic cell, the device may further include a power consuming device (e.g., a light, a computer, etc.) which is in electrical communication with, and powered by, one or more photovoltaic cells. When the photoactive material is used in a photoconductor or photodetector, the device further includes a current detector coupled to the photoactive material. The photoactive materials may also be used in light emitting devices, such as light emitting diodes.

### **Methods of Making Photoactive Materials**

[0019] The photoactive materials may be formed from Group IV nanoparticles that have been functionalized (or "capped") with organic molecules. In one such embodiment Group IV nanoparticles having hydrogen-terminated surfaces are functionalized with an organic molecule which includes a functional group capable of reacting with an oxide matrix precursor in a sol-gel process. When the capped nanoparticles and the oxide matrix precursors are reacted in a sol-gel process, the resulting oxide matrix, at least initially, has nanoparticles covalently bound therein. Organosilane molecules which possess hydroxyl groups capable of reacting with an oxide matrix precursor are well-suited for use as capping agents for the Group IV nanoparticles. Such molecules may be formed by subjecting suitable organosilanes to hydrolysis to generate hydroxyl functionalities. Specific examples of suitable organosilanes include, but are not limited to, alkenyl silanes and alkynyl silanes. Organosilanes that may undergo hydrolysis to form hydroxyl-functionalized organosilanes include molecules having the following formulas:



$\text{R}'$  are either  $\text{C}_k\text{H}_{k+1}$ , where  $k \geq 1$ , or  wherein X is an atom or group that is unreactive toward the nanoparticles. Thus, X is not an amine group, a carboxylic acid group, a nitrile group, an aldehyde group, a ketone group or a hydroxyl group. In some embodiments X is an organic group, such as a substituted or unsubstituted alkyl group, cycloalkyl group, or an aryl group. However, X is not limited to groups that fall into these categories. The alkenyl or alkynyl groups on these capping agents react with the hydrogen-terminated nanoparticles to provide organosilane-capped nanoparticles. The organosilane

molecules may then be hydrolyzed to provide reactive –OH groups on the organosilane molecules. Alternatively, the organosilane-capped nanoparticles may be mixed with an oxide matrix precursor and a solvent and then hydrolyzed and subjected to a sol-gel process to form an oxide matrix with nanoparticles dispersed therein. More detailed examples of this method are provided in Examples 1-3, below.

[0020] Alternatively, the nanoparticles need not be capped prior to incorporation into an oxide matrix. In one such embodiment, uncapped Group IV nanoparticles may be exposed to air, mixed with an oxide matrix precursor and a solvent and subjected to a sol-gel process to form an oxide matrix with nanoparticles dispersed therein. In another embodiment, which is suitable for use with Si nanoparticles, hydrogen-terminated Si nanoparticles may be oxidized with piranha solution (or equivalent solution) to form hydroxyl-terminated nanoparticles which may be mixed with an oxide matrix precursor and solvent and subjected to a sol-gel process to form an oxide matrix with Si nanoparticles dispersed therein. More detailed examples of this method are provided in Examples 4 and 5, below.

[0021] In the methods described above, the Group IV nanoparticles may be chemically bound to the oxide matrix. However, the photoactive materials may be formed with the nanoparticles trapped within (but not covalently bound to) pores in the oxide matrix. This may be accomplished by functionalizing the nanoparticles with groups that are non-reactive toward the oxide matrix precursor used to form the oxide matrix in a sol-gel process. Non-functionalized alkyl chains and hydrogen atoms are examples of non-reactive groups that may be used to functionalize the surface of the nanoparticles.

[0022] For producing films of photoactive materials, a mixture of the nanoparticles, oxide matrix precursor, solvent and an acid or base catalyst is coated onto a substrate. The mixtures may be applied to a substrate as thin films using any suitable application techniques. Suitable techniques include, but are not limited to, spin-coating, dip-coating, spraying, printing (e.g., inkjet printing) and roll coating. Alternatively, the mixtures may be cast in a mold. The coating is then heat treated to produce the photoactive material.

[0023] The structure of the photoactive material will depend on the heat treatment conditions used in the sol-gel process. At sufficiently high temperatures (e.g., temperatures above the glass transition temperature of the oxide matrix), the organosilane capping molecules may burn off and the oxide matrix will crystallize. For example, a titanium dioxide

matrix will form anatase after annealing at high temperatures (e.g.,  $\geq 400^\circ\text{C}$ ). The organosilane capping molecules tend to provide an electrically insulating layer around the nanoparticles. Therefore, the elimination of the organosilane capping molecules from the oxide matrix may be advantageous in applications, such as in photoconductors and photovoltaics, where an insulating layer is undesirable. However, in applications where an insulating layer is desirable, such as in photoemitters, the heat treatment may be carried out at temperatures below which the organosilanes are burned off and the matrix crystallizes.

[0024] Multiple films of the photoactive material may be applied over a substrate to form a photoactive material having the desired thickness. In some embodiments the compositions and/or size distributions of the nanoparticles in the various film layers may be different, such that different layers have different light absorbing characteristics. For example, the layers may be arranged with an ordered distribution, such that the nanoparticles having the highest bandgaps are near one surface of a multilayered photoactive material and the nanoparticles having the lowest bandgaps are near the opposing surface of a multilayered photoactive material.

## **EXAMPLES**

### **Example 1: Organosilane-Capped Silicon Nanoparticle (Si-NP-BTES) Formation**

[0025] Si nanoparticles were produced using a plasma-based approach. This approach is described in detail in U.S. Patent Application Publication No. 2006/0051505, the entire disclosure of which is incorporated herein by reference. In a nitrogen glove box, the Si nanoparticles were loaded into an air-free flask and 3-butenyl-triethoxysilane (BTES) was added to the flask. The resulting reaction mixture was boiled for a week. After removing the unreacted capping agent, the material was re-solvated, filtered and the solvent was evaporated. The resulting brown powder was used for film preparation (see Example 2, below).

### **Example 2: Organosilane-Capped Silicon Nanoparticle/TiO<sub>2</sub> Matrix Formation**

#### **Initiation of the Sol-Gel Process**

[0026] A quantity of 0.025 grams of the capped silicon nanoparticles (Si-NP-BTES) was mixed with 5 ml of high purity ethanol. The resulting mixture was sonicated for 1 hour.

A drop of mono-ethanol amine sol-gel catalyst was added to the mixture and the sonication continued for an additional hour.

[0027] In parallel, 0.2276 grams of the oxide matrix precursor, solid titanium ethoxide (mp 40°C), was mixed with 5 ml of high purity ethanol and a drop of mono-ethanol amine. The resulting mixture was stirred on a hot plate at 50°C for approximately 2 hours.

[0028] The two mixtures so obtained were mixed together and stirred at room temperature for approximately 3 hours. A medium brown opaque liquid was obtained.

### **Film preparation**

[0029] The medium brown opaque liquid was spin cast on glass and indium tin oxide (ITO) coated glass. After spinning, the film-coated substrates were annealed at a temperature of at least 300°C, in air for 5 minutes. Optical absorption measurements were then taken. This process was repeated five times on the same substrates to increase the film thickness. Optical absorption measurements indicate enhanced absorption in the visible region of the solar spectrum as the film thickness is progressively increased. This enhanced absorption in the visible region is due to the successful entrainment of the Si nanoparticles in an anatase TiO<sub>2</sub> matrix. Pure TiO<sub>2</sub> films are transparent in this region of the solar spectrum.

### **Example 3: Organosilane-Capped Silicon Nanoparticle/ZnO Matrix Formation**

#### **Initiation of the Sol-Gel Process**

[0030] A quantity of 0.0025 grams of capped silicon nanoparticles (Si-NP-BTES) was mixed with 2.5 of methoxy-ethanol and sonicated for 1 hour. Five drops of mono-ethanol amine (MEA) was then added to the mixture and this mixture was stirred for approximately 12h. The resulting fine dispersion was mixed with 0.439 g zinc acetate dehydrate, 10 ml of methoxy-ethanol, and 2 drops of MEA. The dispersion was then sonicated for 25 min. A light brown opaque liquid was obtained.

#### **Film Preparation**

[0031] Film preparation was carried out according to the procedure in Example 2, above.

**Example 4: Hydroxyl-Functionalized Silicon Nanoparticle (Si-NP-OH) Formation**

[0032] Silicon nanoparticles were made using the plasma method described in U.S. Patent Application Publication No. 2006/0051505. The nanoparticles were briefly washed with diluted 5% aqueous HF, filtered and then mixed with piranha solution ( $\text{H}_2\text{SO}_4$  conc.:  $\text{H}_2\text{O}_2$  (35%) = 7:3). The resulting mixture was boiled for 30 min. The resulting light brown material was then filtered to remove the piranha solution, washed three times with deionized water and briefly dried over a filter to remove residual water.

**Example 5: Hydroxyl-Functionalized Silicon Nanoparticle/ZnO Matrix Formation****Initiation of the Sol-Gel Process**

[0033] Photoactive films containing different loadings of Si nanoparticles in a ZnO matrix were prepared. In the first film the weight ratio of Si nanoparticles to ZnO matrix was 10:1; in the second film the weight ratio was 2:1.

[0034] To make the 10:1 film, 10 mg of the light brown powder (Si-NP-OH) from Example 4 was mixed with 2.63g of Zn acetate di-hydrate, 9 ml of methoxy-ethanol and 2 drops of MEA. The resulting mixture was stirred for approximately 12 hours.

[0035] To make the 2:1 film, 10 mg of the light brown powder (Si-NP-OH) from Example 4 was mixed with 1.05g of Zn acetate di-hydrate, 3 ml of methoxy-ethanol and 1 drop of MEA. The resulting mixture was stirred for approximately 12 hours.

**Film preparation**

[0036] The light brown liquids resulting from both of the above-cited mixtures were spin-coated on glass substrates. The resulting films were annealed at 600<sup>0</sup>C in air for 5 min. The film obtained from the 10:1 (Si nanoparticle:ZnO) liquid had an opaque lightly brown color. The film obtained from the 2:1 (Si nanoparticle:ZnO) liquid showed visible phase segregation with islands of material divided by cracks. Both films were characterized with optical absorbance measurements. The measurements indicate enhanced absorbance in the visible region of the solar spectrum as the amount of silicon nanoparticles in the film increases. This is due to the successful incorporation of silicon nanoparticles into a crystalline ZnO matrix. Pure ZnO films are transparent in this region of the solar spectrum.

[0037] For the purposes of this disclosure and unless otherwise specified, "a" or "an" means "one or more". All patents, applications, references and publications cited herein are

incorporated by reference in their entirety to the same extent as if they were individually incorporated by reference.

[0038] As will be understood by one skilled in the art, for any and all purposes, particularly in terms of providing a written description, all ranges disclosed herein also encompass any and all possible subranges and combinations of subranges thereof. Any listed range can be easily recognized as sufficiently describing and enabling the same range being broken down into at least equal halves, thirds, quarters, fifths, tenths, etc. As a non-limiting example, each range discussed herein can be readily broken down into a lower third, middle third and upper third, etc. As will also be understood by one skilled in the art all language such as “up to,” “at least,” “greater than,” “less than,” and the like include the number recited and refer to ranges which can be subsequently broken down into subranges as discussed above. Finally, as will be understood by one skilled in the art, a range includes each individual member.

[0039] While the principles of this invention have been described in connection with specific embodiments, it should be understood clearly that these descriptions are made only by way of example and are not intended to limit the scope of the invention.

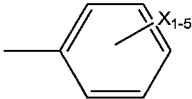
**WHAT IS CLAIMED IS:**

1. A nanoparticle-organosilane compound comprising a Group IV nanoparticle having a surface functionalized with organosilane molecules.

2. The compound of claim 1, wherein the compound is the product of reactions between terminal alkynyl groups of alkynyl silanes and the Group IV nanoparticle, or reactions between terminal alkenyl groups of alkenyl silanes and the Group IV nanoparticle.

3. The compound of claim 2, wherein the organosilane molecules are selected from the group consisting of:  $\text{H}_2\text{C}=\text{CH}-(\text{CH}_2)_m-\text{SiR}_n(\text{OR}')_{3-n}$ ; and  $\text{HC}\equiv\text{C}-(\text{CH}_2)_m-\text{SiR}_n(\text{OR}')_{3-n}$  molecules, wherein  $m \geq 1$ , R and R' are organic aliphatic or aromatic groups that are unreactive toward the nanoparticles, OR' is a functional group capable of undergoing hydrolysis, and n is  $\leq 2$ .

4. The compound of claim 3, wherein  $m \geq 2$ ,  $n = 1$  and R and R' are either

$\text{C}_k\text{H}_{k+1}$ , where  $k \geq 1$ , or  wherein X is an atom or functional group that is unreactive toward the nanoparticle.

5. The compound of claim 1, wherein the nanoparticle-organosilane compound has the structure  $(\text{NP})-(\text{CH}_2)_m-\text{SiR}_n(\text{OH})_{3-n}$ , or  $(\text{NP})-(\text{CH}_2)=\text{CH}-(\text{CH}_2)_p-\text{SiR}_n(\text{OH})_{3-n}$ , wherein (NP) represents the nanoparticle,  $m \geq 2$ , R is an organic aliphatic or aromatic group that is unreactive toward the nanoparticles,  $n \geq 0$ , and  $p \geq 1$ .

6. The compound of either of claim 5, wherein  $n = 0$ .

7. A photoactive material comprising a plurality of the nanoparticle-organosilane compounds of claim 1 in an oxide matrix.

8. The photoactive material of claim 7, wherein the oxide matrix comprises an oxide selected from the group consisting of titanium oxides, zinc oxides, niobium oxides, tantalum oxides, tungsten oxides, molybdenum oxides, and mixtures thereof.

9. The photoactive material of claim 7, wherein the oxide matrix is formed by a sol-gel process.

10. A photoactive material comprising a plurality of Group IV nanoparticles dispersed in a crystalline oxide matrix.
11. The photoactive material of claim 10, wherein the oxide matrix comprises an oxide selected from the group consisting of titanium oxides, zinc oxides, niobium oxides, tantalum oxides, tungsten oxides, molybdenum oxides, and mixtures thereof.
12. The photoactive material of claim 10, wherein the oxide matrix is formed by a sol-gel process.
13. The photoactive material of claim 10, wherein the volume fraction of Group IV nanoparticles in the oxide matrix is at least about 10 percent.
14. The photoactive material of claim 10, wherein the volume fraction of Group IV nanoparticles in the oxide matrix is at least about 35 percent.
15. The photoactive material of claim 10, wherein the Group IV nanoparticles have a polydisperse size distribution.
16. The photoactive material of claim 10, wherein the Group IV nanoparticles have a substantially monodisperse size distribution.
17. A photoactive device comprising a first electrode, a second electrode, and the photoactive material of any of claims 7-16, wherein the photoactive material is in electrical communication with the first and second electrodes.
18. The photoactive device of claim 17, wherein the photoactive device is a photovoltaic cell.
19. A photoactive device comprising a first electrode, a second electrode and a photoactive material in electrical communication with the first and second electrodes, the photoactive material comprising Group IV semiconductor nanoparticles in an oxide matrix formed by a sol-gel process.
20. The photoactive device of claim 19, wherein the volume fraction of Group IV semiconductor nanoparticles in the photoactive material is at least about 10 percent.

21. The photoactive device of claim 19, wherein the volume fraction of Group IV semiconductor nanoparticles in the photoactive material is at least about 35 percent.

22. The photoactive device of claim 19, wherein the volume fraction of Group IV semiconductor nanoparticles in the photoactive material is at least about 50 percent.

23. The photoactive device of claim 19, wherein the Group IV semiconductor nanoparticles are selected from the group consisting of silicon nanoparticles, germanium nanoparticles and SiGe alloy nanoparticles.

24. The photoactive device of claim 19, wherein the Group IV semiconductor nanoparticles are core-shell nanoparticles.

25. The photoactive device of claim 19, wherein the Group IV semiconductor nanoparticles have a polydisperse size distribution.

26. The photoactive device of claim 19, wherein the Group IV semiconductor nanoparticles have a substantially monodisperse size distribution.

27. The photoactive device of claim 19, wherein the oxide matrix is not a silicate matrix.

28. The photoactive device of claim 19, wherein the oxide matrix comprises an oxide selected from the group consisting of titanium oxides, zinc oxides, niobium oxides, tantalum oxides, tungsten oxides, molybdenum oxides, and mixtures thereof.

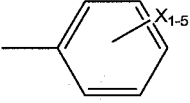
29. The photoactive device of claim 19, wherein the oxide matrix is a crystalline matrix.

30. The photoactive device of claim 19, wherein the Group IV semiconductor nanoparticles are bound to organosilane molecules to provide nanoparticle-organosilane compounds, and further wherein the nanoparticle-organosilane compounds are bound to the oxide matrix.

31. The photoactive device of claim 30, wherein the nanoparticle-organosilane compounds are the products of reactions between alkynyl groups on alkynyl silanes and a Group IV semiconductor nanoparticle.

32. The photoactive device of claim 30, wherein the nanoparticle-organosilane compounds are the products of reactions between alkenyl groups on alkenyl silanes and a Group IV semiconductor nanoparticle.

33. The photoactive device of claim 30, wherein the organosilane molecules are selected from the group consisting of:  $\text{H}_2\text{C}=\text{CH}-(\text{CH}_2)_m-\text{SiR}_n(\text{OR}')_{3-n}$ ; and  $\text{HC}\equiv\text{C}-(\text{CH}_2)_m-\text{SiR}_n(\text{OR}')_{3-n}$  molecules, wherein  $m \geq 2$ ,  $n = 1$  and R and R'

are either  $\text{C}_k\text{H}_{k+1}$ , where  $k \geq 1$ , or  wherein X is not an amine group, a carboxylic acid group, a nitrile group, and aldehyde group, a ketone group or a hydroxyl group.

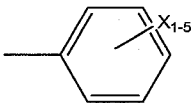
34. The photoactive device of claim 19, wherein the Group IV semiconductor nanoparticles are functionalized with atoms or functional groups that do not form covalent bonds to the oxide matrix, whereby the Group IV semiconductor nanoparticles are trapped in cavities in the matrix.

35. The photoactive device of claim 19, wherein the device comprises a photovoltaic cell.

36. A method of making a photoactive material comprising Group IV nanoparticles in an oxide matrix, the method comprising:

- (a) reacting Group IV semiconductor nanoparticles with an alkenyl silane or an alkenyl silane to form nanoparticle-organosilane compounds; and
- (b) mixing the nanoparticle-organosilane compounds with an oxide matrix precursor; and
- (c) subjecting the mixture to a sol-gel process.

37. The method of claim 36, wherein the alkenyl silane or the alkenyl silane has a structure selected from the group consisting of  $\text{H}_2\text{C}=\text{CH}-(\text{CH}_2)_m-\text{SiR}_n(\text{OR}')_{3-n}$ ; and  $\text{HC}\equiv\text{C}-(\text{CH}_2)_m-\text{SiR}_n(\text{OR}')_{3-n}$ , wherein  $m \geq 2$ ,  $n = 1$  and R and R' are

either  $C_kH_{k+1}$ , where  $k \geq 1$ , or  wherein X is not an amine group, a carboxylic acid group, a nitrile group, and aldehyde group, a ketone group or a hydroxyl group.

38. The method of claim 36, further comprising heating the mixture to a temperature sufficient to burn off the organosilanes and crystallize the oxide matrix.
39. A photovoltaic material made according to the method of claim 36.
40. A method of fabricating a photovoltaic cell, the method comprising disposing the photoactive material of claim 39 in electrical communication with a first electrode and a second electrode.
41. A method of making a photoactive material comprising Group IV semiconductor nanoparticles in an oxide matrix, the method comprising reacting Group IV semiconductor nanoparticles with an oxide matrix precursor and subjecting the mixture to a sol-gel process to, wherein the mixture contains enough Group IV semiconductor nanoparticles to form a photoactive material with a volume fraction of Group IV semiconductor nanoparticles of at least about 10 percent.
42. The method of claim 41, wherein the photoactive material has a volume fraction of Group IV semiconductor nanoparticles of at least about 35 percent.
43. A photovoltaic material made according to the method of claim 41.
44. A method of fabricating a photovoltaic cell, the method comprising disposing the photoactive material of claim 43 in electrical communication with a first electrode and a second electrode.
45. A method of making a photoactive material comprising Group IV nanoparticles in an oxide matrix, the method comprising:
- (a) functionalizing Group IV semiconductor nanoparticles with atoms or functional groups that do not form covalent bonds with an oxide matrix precursor;

(b) dispersing the functionalized Group IV nanoparticles in a solution comprising the oxide matrix precursor; and

(c) subjecting the mixture to a sol-gel process.

46. A photovoltaic material made according to the method of claim 45.

47. A method of fabricating a photovoltaic cell, the method comprising disposing the photoactive material of claim 46 in electrical communication with a first electrode and a second electrode.