

(19) World Intellectual Property Organization
International Bureau



(43) International Publication Date
17 January 2008 (17.01.2008)

PCT

(10) International Publication Number
WO 2008/007111 A1

(51) International Patent Classification:
H04Q 7/32 (2006.01)

(21) International Application Number:
PCT/GB2007/002634

(22) International Filing Date: 13 July 2007 (13.07.2007)

(25) Filing Language: English

(26) Publication Language: English

(30) Priority Data:
0614063.6 14 July 2006 (14.07.2006) GB

(71) Applicant (for all designated States except US): **VODAPHONE GROUP PLC** [GB/GB]; Vodaphone House, The Connection, Newbury, Berkshire RG14 2FN (GB).

(72) Inventors; and

(75) Inventors/Applicants (for US only): **PRIESTLEY, Mark** [GB/GB]; 35 Cedar House, 35 Melliss Avenue, Kew, Surrey TW9 4BG (GB). **WRIGHT, Timothy** [GB/GB]; 12

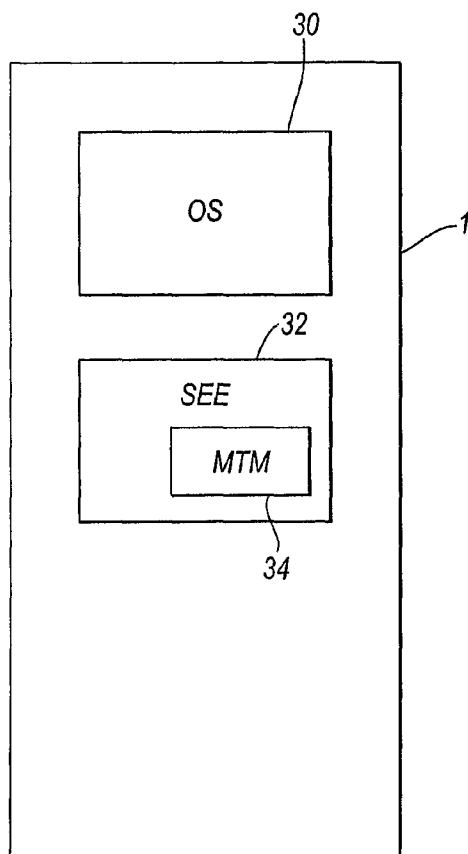
St Johns Road, Reading RG1 4EB (GB). **BELROSE, Caroline** [GB/GB]; Vodaphone Group PLC, Vodaphone House, The Connection, Newbury, Berkshire RG14 2FN (GB). **BONE, Nick** [GB/GB]; Vodaphone Group PLC, Vodaphone House, The Connection, Newbury, Berkshire RG14 2FN (GB). **BABBAGE, Steve** [GB/GB]; Vodaphone Group PLC, Vodaphone House, The Connection, Newbury, Berkshire RG14 2FN (GB).

(74) Agent: **MATHISEN, MACARA & CO.**; The Coach House, 6-8 Swakeleys Road, Ickenham, Uxbridge UB10 8BZ (GB).

(81) Designated States (unless otherwise indicated, for every kind of national protection available): AE, AG, AL, AM, AT, AU, AZ, BA, BB, BG, BH, BR, BW, BY, BZ, CA, CH, CN, CO, CR, CU, CZ, DE, DK, DM, DO, DZ, EC, EE, EG, ES, FI, GB, GD, GE, GH, GM, GT, HN, HR, HU, ID, IL, IN, IS, JP, KE, KG, KM, KN, KP, KR, KZ, LA, LC, LK, LR, LS, LT, LU, LY, MA, MD, ME, MG, MK, MN, MW, MX, MY, MZ, NA, NG, NI, NO, NZ, OM, PG, PH, PL, PT, RO, RS, RU, SC, SD, SE, SG, SK, SL, SM, SV, SY,

[Continued on next page]

(54) Title: TELECOMMUNICATIONS DEVICE SECURITY



(57) Abstract: A mobile terminal for use with a cellular or mobile telecommunications network includes a normal execution environment (operating system) (30) and a secure execution environment (32) comprising a Mobile Trusted Module (MTM). The mobile terminal enables the software of the terminal in the secure execution environment (32) to be updated. The terminal 1 may be provided with minimal software initially in the secure execution environment (32), and is operable to subsequently update the software by over the air transmission of software. Also disclosed is a method for managing rights in respect of broadcast, multicast and/or unicast (downloaded) data, relevant in particular to managing access to a broadcast video data stream complying with a mobile digital broadcast scheme. The method defines a service protection platform implemented on mobile terminals having both normal execution environment (i.e. the operating system) and secure execution environment. Service protection is provided by separating the operation of service protection application components into those that operate in the normal environment and those that are adapted to execute only in the secure execution environment. Making the secure execution environment application component interchangeable allows the method to be adapted to any of a number of service protection protocols or "profiles" by downloading only the secure execution environment application component.

WO 2008/007111 A1



TJ, TM, TN, TR, TT, TZ, UA, UG, US, UZ, VC, VN, ZA, ZM, ZW.

- (84) **Designated States** (*unless otherwise indicated, for every kind of regional protection available*): ARIPO (BW, GH, GM, KE, LS, MW, MZ, NA, SD, SL, SZ, TZ, UG, ZM, ZW), Eurasian (AM, AZ, BY, KG, KZ, MD, RU, TJ, TM), European (AT, BE, BG, CH, CY, CZ, DE, DK, EE, ES, FI, FR, GB, GR, HU, IE, IS, IT, LT, LU, LV, MC, MT, NL, PL, PT, RO, SE, SI, SK, TR), OAPI (BF, BJ, CF, CG, CI, CM, GA, GN, GQ, GW, ML, MR, NE, SN, TD, TG).

Published:

- with international search report
- before the expiration of the time limit for amending the claims and to be republished in the event of receipt of amendments

For two-letter codes and other abbreviations, refer to the "Guidance Notes on Codes and Abbreviations" appearing at the beginning of each regular issue of the PCT Gazette.

TELECOMMUNICATIONS DEVICE SECURITY

Field of the Invention

The present invention relates to a terminal for use with a cellular
5 telecommunications network, having a secure execution environment in which
security functions trusted by a third party are performed. The present invention
also relates to a method of providing security functions trusted by a third party in a
terminal for use with a cellular or mobile telecommunications network. The
present invention further relates to method for managing rights in respect of
10 broadcast, multicast and/or unicast (downloaded) data. In particular, the invention
may be applied to a broadcast video data stream complying with a digital
broadcast scheme such as DVB-T or DVB-H.

Background to the Invention

15 A Trusted Platform Module (TPM) is a security module defined by the Trusted
Computing Group (TCG) to provide protected security functions to computing
platforms. Typically, it is implemented as an additional stand-alone chip attached
to a PC motherboard. However, TPMs may be implemented in hardware or
software.

20 A TPM can be considered to include various building blocks. A building block of
a trusted platform TPM component is trusted to work properly without additional
oversight. Trust in these components is derived from good engineering practices,
manufacturing process and industry review.

25 Example building block components may include:-

Input/Output (I/O)

The I/O component manages information flow over a communications bus. It performs protocol encoding/decoding suitable for communication over external and internal buses. It routes messages to appropriate components. The I/O component enforces access policies associated with the Opt-In component (described below) as well as other TPM functions requiring access control.

Non-Volatile Storage

Non-volatile storage is used to store Endorsement Key (EK), Storage Root Key (SRK), owner authorisation data and persistent flags. Platform Configuration Registers (PCR) can be implemented in either volatile or non-volatile storage. They are reset at system start or whenever the platform loses power. TCG specifies a minimum number of registers to implement (16). Registers 0-7 are reserved for TPM use. Registers 8-15 are available for operating system and application use.

Attestation Identity Key(AIK)

Attestation Identity Keys must be persistent, but it is recommended that AIK keys be stored as Blobs (binary large objects) in persistent external storage (outside the TPM), rather than stored permanently inside TPM non-volatile storage. TCG hopes TPM implementers will provide ample room for many AIK Blobs to be concurrently loaded into TPM volatile memory as this will speed execution.

Program Code

Program code contains firmware for measuring platform devices. Logically, this is the Core Root of Trust for Measurement (CRTM). Ideally, the CRTM is contained

in the TPM, but implementation decisions may require it be located in other firmware.

Random Number Generator (RNG)

- 5 The TPM contains a true random-bit generator used to seed random number generation. The RNG is used for key generation, nonce creation and to strengthen pass phrase entropy.

Sha-1 Engine

- 10 A Sha-1 message digest engine is used for computing signatures, creating key Blobs and for general purpose use.

RSA Key Generation

- TCG standardises the RSA5 algorithm for use in TPM modules. Its recent release
15 into the public domain combined with its long track-record makes it a good candidate for TCG. The RSA key generation engine is use to create *signing keys* and *storage keys*. TCG requires a TPM to support RSA keys up to a 2048- bit modulus, and mandates that certain keys (the SRK and AIKs, for example) must have at least a 2048-bit modulus.

20

RSA Engine

- The RSA engine is used for signing with *signing keys*, encryption/decryption with *storage keys*, and decryption with the EK. The TCG committee anticipates TPM modules containing an RSA engine will not be subject to import/export
25 restrictions.

Opt-In

The Opt-In component implements TCG policy requiring TPM modules are shipped in the state the customer desires. This ranges from disabled and deactivated to fully enabled; ready for an owner to take possession. The Opt-In mechanism maintains logic and (if necessary) interfaces to determine physical
5 presence state and ensure disabling operations are applied to other TPM components as needed.

Execution Engine

The execution engine runs program code. It performs TPM initialization and
10 measurement taking.

The TCG also has a Mobile Phone Working Group, standardising a version of the TPM – Mobile Trusted Module (MTM) – to be implemented on Mobile Equipment (ME) such as a mobile or cellular telecommunications terminal. TPM,
15 TCG and MTM are described in the documents available at this URL: <https://www.trustedcomputinggroup.org/specs/mobilephone/> - which documents are fully incorporated herein by reference.

As is known, the Mobile Phone Working Group's model allows for a software
20 application running in a Secure Execution Environment (SEE) on a mobile device to emulate the effect of a TPM chip.

MTM is an open specification for common TCG security building block functions
An ME typically would contain multiple MTMs, all of which provide similar
25 functionality to TPMs and some of which have additional functionality to boot parts of an ME into a preset state. The MTM has much in common with the current TCG specification for Trusted Platform Modules (TPM) for personal

computers. However, the MTM also provides functions which have been developed specifically for mobile devices – for example to take account of limitations of mobile device technologies. MTMs with just these adoptions are called Mobile Local-owner Trusted Modules (MLTMs), since they merely support
5 usages similar to those of existing TPMs (controlled by an entity with physical access to the platform). Additional adaptations enable parts of mobile devices (not the entire device) to boot into preset states. These MTMs are called Mobile Remote-owner Trusted Modules (MRTMs), since they enable remote entities (such as the phone manufacturers and the cellular network provider) to preset the
10 operation of some parts of the phone (such as access to the IMEI and the cellular network).

The MTM extends security and interoperates with existing mobile device components such as SIM, USIM, and UICC cards. In addition, MTM may support
15 security for OMA, 3GPP, MIPI, OMTP, and others. MTM are intended to allow multiple trusted devices and components to work together and share the same security infrastructures.

MTM is designed to support a “multi-stakeholder” mobile device environment. A
20 “stakeholder” can be considered to be an entity which is authorised to have a presence in the mobile device and which needs the ability to control and protect its individual interests in the mobile device. Mobile device stakeholders include the user/owner, the network service provider, the device manufacturer and potentially others, such as enterprises and third parties. MTM has been designed to enable a
25 trusted and shared environment that is characteristic of mobile devices. A device manufacturer and network service provider would typically use a MRTM, while the user would typically use a MLTM.

The MTM, like the TPM, protects keys and other secrets while a platform is switched off and only enables keys (and secrets) to be used by the proper entity when the MTM is securely switched on. The MTM also has commands that
5 enable selected stakeholder applications to boot in a safe environment in the mobile device, without interfering with the rights of other stakeholders.

A separate TPM/MTM chip for a mobile device has cost implications, but also serious management implications. For instance, it is hard to move the keys on the
10 chip between devices, and moving the entire chip is prohibited by TCG Specifications. It is also difficult to update security parameters associated with the chip (for instance adding additional cryptographic algorithms, adding additional keys, or resetting a forgotten password used to control access to a key).

15 TCG Specifications support a *FieldUpgrade* command. Upgrade procedures may require field service personnel to be physically present or have owner authorisation to perform upgrade procedures. This requires interaction with the TPM “Owner” role, and so is not appropriate for background updates (invisible to the local owner), or for a case of a remote “Owner” who owns millions of TPMs.
20 It also does not solve the migration problem – where sensitive MTM data need to be transferred from one device to another.

Turning now to another area of background to the invention, digital TV service schemes have been rolled out in a number of different countries; these schemes are
25 often incompatible with one another. The provision of mobile digital TV services is if anything more fragmented and has in many cases not been finalised: examples

of competing standards include - DVB-H, T-DMB, DAB-IP, ISDB-T, TDtv or MediaFLO.

Even within a given standard there are barriers to usage in more than one territory.

- 5 The rights of content owners are to some extent protected by requiring that the content in broadcast digital TV signals is encrypted using one of a number of service protection systems. Unfortunately, regulatory authorities in different territories have not settled upon a standard service protection system.
- 10 Mobile digital TV terminals may be dedicated TV devices or mobile communications handsets (i.e. mobile or “cell”-phones) or they may be personal video recorder devices, personal digital assistants or PCs with suitable tuner components.
- 15 The provision of competing broadcast standards and use of different, incompatible rights protection systems means that, even were the same standard (say, DVB-H) adopted in different territories, for a given terminal to be Mobile TV-enabled in more than one territory will often require that the terminal has to leave the factory with firmware supporting more than one service protection solution. Indeed
- 20 terminals may be arranged to support all possible service protection methods but if all these methods are not used then the licensing and development costs involved in producing a terminal that supports these methods will have been wasted. A cheaper alternative, where support for all possible service protection methods is not possible or practical, is to replace the factory provided service protection
- 25 profile by a whole new service protection profile that must be downloaded over the air (OTA). This is time consuming, at best: at worst, users can be dissuaded from using services entirely.

Summary of the Invention

In one aspect, the present invention provides a terminal for use with a cellular or mobile telecommunications network, the terminal including a normal execution environment and a secure execution environment in which security functions
5 trusted by a third party are performed, the mobile terminal including means for enabling amendment of the software of the terminal for performing the security functions in the secure execution environment.

In a first embodiment of the invention to be described below the security functions
10 may be security functions in accordance with the Mobile Trusted Module (MTM) Standards. In a second embodiment the security functions are for performing Digital Rights Management (DRM) in for mobile television.

A full MTM is fairly complicated, as it consists of a number of different
15 commands (called “ordinals”). The terminal may be provided with minimal software initially, with the terminal being operable to update the software by subsequent over the air transmission of software. For example a subset of MTM functions may initially be provided, and further MTM functions may subsequently be added.

20

The terminal may include means for determining when the required software component is absent from the terminal, and means for obtaining the software component from a predetermined application server. In the embodiment the software component is loaded into the secure execution environment of the
25 terminal.

Conveniently, the amendment of the software of the terminal in the secure execution environment may be performed in the background without requiring intervention of the user of the terminal, or of the user of the terminal being aware that such amendment is occurring.

5

Conventionally, MTMs could create some real management problems if a user forgets critical authorisation data used to access keys (PINs, passwords etc.). As this is very likely in practice, a recovery mechanism is desirable (e.g. remotely reset the password), but currently TCG does not define any way to do this safely.

10 However, the upgradeable software MTM of the embodiment could have such mechanisms. The terminal may include means for receiving authorisation data, such as new keys, in the secure execution environment. These keys may be provided by an authorisation server coupled to the telecommunications network.

15 The terminal may further include means for deleting or otherwise disabling the software or keys of the terminal in the secure execution environment.

Conventionally, MTMs could also create real management problems if a user needs to transfer sensitive data like keys (or encrypted files) from one terminal to another. In practice, users will want to do this transfer. While there are known mechanisms in TCG to migrate keys, none are “transparent” - i.e. they cannot just run as a background (over the air) OTA process without bothering the user. Also, conventionally, there are real problems making sure that the keys are thoroughly deleted from the TPM or MTM where they originated. Current TCG technology cannot guarantee this, so in practice it has to be accepted that there might be two
25 copies of the migrated key. An upgradeable software MTM may provide

mechanisms both to migrate sensitive data transparently to a new terminal, and in accordance with the embodiment to securely erase from the original terminal.

TPMs are required to have certain security properties. In particular the designer of the TPM will produce a description of these properties known as a “security target”. The designer claims that his TPM meets this “security target” and also that the target is consistent with a “protection profile” (which TCG have defined). A similar process is being defined for MTMs. When applying an upgrade, the designer has to make sure that:

- 10 a) Either the upgraded MTM meets the same security target as the original MTM or
- b) The upgraded MTM meets a modified security target, but this modified target is still consistent with the TCG protection profile.

15 That means that any keys, authorisation/security data etc. which were considered “safe” prior to upgrade are stil considered “safe” after upgrade.

Achieving this property of “security maintained under upgrade” is difficult, and in practice it limits TPM chips to rather minor upgrades. However, in accordance with the embodiment, if the upgrades/migrations to a MTM are done entirely within a Secure Execution Environment (and the SEE and the processes for managing the SEE also form part of the security target), the required security properties can be preserved.

25 The present invention also relates to a method of providing security functions trusted by a third party in a terminal for use with a cellular or mobile telecommunications network, as defined in the claims.

In accordance with a further aspect of the present invention, there is provided a method for processing encrypted data received by a terminal, comprising: providing a security platform having a normal execution environment and a secure execution environment; obtaining key information necessary for facilitating decryption of the encrypted data; in the secure execution environment, processing the key information in accordance with a given secure protocol to extract temporary decryption information; and in the normal execution environment, using the temporary decryption information to decrypt the encrypted data, wherein the given secure protocol is represented by at least one secure application component that is adapted to execute only in the secure execution environment.

Advantageously, the terminal is portable.

The encrypted data traffic may be encrypted in accordance with one of a plurality of secure protocols, each having a corresponding secure application component, the method further comprising determining which of the plurality of secure protocols has been used in encrypting the data traffic; and loading the or each corresponding secure application component.

20

Whenever a corresponding secure application component is not available within the terminal, the method may further comprise: requesting a copy of the corresponding secure application component from a pre-determined application server; downloading the component; installing the component on the terminal; and loading the component into the secure execution area.

25

Preferably, the method further comprises, determining whether the at least one secure application component requires replacement; requesting a replacement secure application component from a pre-determined application server; downloading the replacement component; installing the replacement component
5 on the terminal; and loading the replacement component into the secure execution area in place of the at least one secure application component.

The key information necessary for facilitating decryption is preferably securely stored in the terminal.

10

Alternatively, the key information necessary for facilitating decryption may be obtained from a broadcast key information message.

15

Access to the key information may be provided by a smartcard inserted in the terminal. In this case, the service keys may be securely stored in the smartcard.

20

Conveniently, the key information includes rights objects and/or key stream messages that incorporate service keys. The service keys are preferably securely stored in the secure area.

25

The encrypted data received by the terminal may be downloaded encrypted content, the key information being a rights object corresponding to the content and the temporary decryption information being a decryption key for decrypting the downloaded encrypted content.

Preferably, the encrypted data received by the terminal is broadcast data traffic, so that the method decrypts the encrypted data traffic in real time.

The solution is thus to implement the terminal elements on a platform supporting a secure execution environment (SEE), into which small, very secure applications can be downloaded, in addition to the normal execution environment, i.e. the main terminal OS. Elements of the methods that are common to all methods are implemented in the main OS whereas the elements in which they differ are implemented in the SEE.

In arriving at the solution, it was realised that the difference between service protection methods lies mainly in how the service key is delivered and the provisioning of the primary/user key. Furthermore, service key delivery and use (to decrypt messages containing traffic keys) and primary key use/provisioning are the most sensitive parts and most likely to be run in a secure execution environment.

As a result of its operation, the method provides a system for facilitating OTA download of key management service elements, or “profiles”, (which are relatively small by comparison to the OTA download of whole services). The inventive method also provides an efficient architecture for factory support of more than one profile.

As a consequence of adopting this architecture, a requirement for a terminal to support a protection method which it does not already support is addressed by arranging for the SEE elements (the “profile”) of the new method to be downloaded to the terminal’s SEE, and the whole method thereby supported without the need for the (bandwidth hungry, time consuming) download of a whole application.

The solution can thus also be used to renew or upgrade the SEE element for one protection method whilst staying with the same protection method. Examples of situations where this might be desirable include: when the SEE element has a bug
5 or a weakness in it and/or when there is an upgrade giving additional functionality to the SEE element.

Where a network operator requires that terminals support the solution, the terminals can, in principle, be used for any of the possible protection methods, via
10 download. The solution can furthermore be used across whole networks to repair and renew terminals where the SEE element is buggy or hacked, and can be used to upgrade terminals so allowing new functionality to be implemented on existing terminals instead of having to wait for new terminals to be released by manufacturers.

15

In accordance with another aspect of the present invention, there is provided a system for processing encrypted data received by a terminal incorporating a security platform with a normal execution environment and a secure execution environment, the system comprising: means for obtaining key information
20 necessary for facilitating decryption of the encrypted data; means for processing the key information in accordance with a given secure protocol to extract temporary decryption information in the secure execution environment; and further processing means for using the temporary decryption information to decrypt the encrypted data in the normal execution environment, wherein the
25 given secure protocol is represented by at least one secure application component that is adapted to execute only in the secure execution environment.

The secure execution environment may be adapted to host a plurality of secure protocol instruction files, each corresponding to a distinct secure protocol.

In accordance with yet another aspect of the present invention, there is provided a
5 user terminal that incorporates the system as set out above.

Brief Description of the Drawings

For a better understanding of the present invention, embodiments will now be described, by way of example only, with reference to the accompanying drawings,
10 in which:-

Figure 1 shows schematically the elements of a telecommunications network including mobile telecommunication terminals;

15 Figure 2 shows schematically some elements present in one of the telecommunications terminals of Figure 1;

Fig 3 shows the four layer hierarchical structure adopted in the known approaches to service purchase and protection for the DVB-H standard;

20

Fig 4 shows the functional blocks in the key provisioning architecture of DVB-H CBMS OSF, DVB-H CBMS 18Crypt, OMA BCAST Smartcard and OMA BCAST DRM;

25 Fig 5 shows an implementation of the key provisioning architecture of OMA BCAST Smartcard emphasising the operation in a secure processing area of a smartcard profile; and

Fig 6 shows an implementation of the key provisioning architecture of DVB-H CBMS 18Crypt emphasising the operation in a secure processing area of the 18Crypt key management decryption profile.

5

Detailed Description of Embodiments of the Invention

The elements of a conventional mobile or cellular telecommunications network will first be briefly described with reference to Figure 1.

10 Figure 1 shows schematically a network in which the invention may be used. The figure shows a cellular network. However, it should be appreciated that the invention is applicable to any type of network, although it is particularly applicable to a network where at least some of the devices communicate using mobile telecommunications/wireless data transmission.

15

A first telecommunications terminal 1 is registered with a GSM/GPRS or UMTS (3G) mobile telecommunications network 3. The telecommunications terminal 1 may be a handheld mobile telephone, a personal digital assistant (PDA) or a laptop computer equipped with a datacard. The telecommunications terminal 1 communicates wirelessly with mobile telecommunications network 3 via the radio access network (RAN) of the mobile telecommunications network 3, comprising, in the case of a UMTS network, a base station (Node B) 5, and a radio network controller (RNC) 7. Communications between the telecommunications terminal 1 and the mobile telecommunications network 3 are routed from the radio access network via GPRS support nodes (SGSN) 9, which may be connected by a fixed (cable) link to the mobile telecommunications network 3.

20

25

In a conventional manner, a multiplicity of other telecommunications terminals are registered with the mobile telecommunications network 3. These telecommunications terminals include second and third telecommunications terminals 11, 13. The second and third telecommunications terminals 11, 13 communicate with the mobile telecommunications network 3 in a similar manner to the telecommunications terminal 1, that is via an appropriate Node B 5, RNC 7 and SGSN 9.

10 The mobile telecommunications network 3 includes a gateway GPRS support node (GGSN) 17 which enables IP-based communications with other networks, such as the Internet or other IP network 19 via an appropriate link 21.

Each of the telecommunications terminals 1, 11 and 13 is provided with a respective subscriber identity module (SIM) 15. During the manufacturing process of each SIM, authentication information is stored on the SIM under the control of the mobile telecommunications network 3. The mobile telecommunications network 3 itself stores details of each of the SIMs issued under its control. In operation of the mobile telecommunications network 3, each of the telecommunications terminals 1, 11, 13 is authenticated (for example, when the user activates the telecommunications terminal in the network with a view to making or receiving calls) by the network sending a challenge to the telecommunications terminal 1, 11, 13 incorporating a SIM 15, in response to which the SIM 15 calculates a reply (dependent on the predetermined information held on the SIM - typically an authentication algorithm and a unique key Ki) and transmits it back to the mobile telecommunications network 3. The mobile

telecommunications network 3 includes an authentication processor 17 which generates the challenge and which receives the reply from the telecommunications terminal 1, 11, 13.

- 5 Using pre-stored information identifying the relevant SIM 15, the authentication processor calculates the expected value of the reply from the telecommunications terminal 1, 11, 13. If the reply received matches the expected calculated reply, the SIM 15 and the associated telecommunications terminal are considered to be authenticated.

10

It should be understood that such an authentication process can be performed for any telecommunications terminal provided with a SIM 15 under control of the mobile telecommunications network 3. In the embodiment each telecommunications terminal 1,11,13 communicates wirelessly with the mobile telecommunications network 3 via the network's radio access network, although this is not essential. For example, the telecommunications terminal may communicate with the network via the fixed telephone network (PSTN), via a UMA "access point" and/or via the Internet.

- 15 20 The SIM 15 used by each telecommunications terminal 1,11,13 may be a SIM of the type defined in the GSM or UMTS standards specifications, or may be a simulation of a SIM - that is, software or hardware that performs a function corresponding to that of the SIM. The SIM may be in accordance with the arrangement described in WO-A-2004 036513.

25

As shown in Figure 2, the mobile terminal 1 includes a main operating system (OS) 30, similar to that found on a conventional mobile terminal. The operating system 30 can be considered to be a “normal execution environment”. The mobile terminal 1 further includes a secure execution environment (SEE) 32 in which a
5 mobile trusted module (MTM) 34 is implemented. In the SEE 32 very secure applications can be stored and typically comprise less than 10K of data.

The MTM 34 may include the elements and operate in the manner described in the TPM, TCG and MTM Standards described above. Advantageously, the MTM 34
10 is provided with only minimum functionality (for example, basic software) at the time the mobile terminal 1 is manufactured or initially programmed. The MTM 34 may at this stage include a limited number of keys or other authorisation data. This has the advantage of avoiding wasting storage in the secure execution environment 32 at the time of manufacture of the mobile terminal 1. Such a
15 procedure can be wasteful in the event that some MTM functionality is not ever required by the mobile terminal 1.

The network 3 is operable to communicate with a predetermined application server 36 for providing software updates to the MTM 34 of the mobile terminal 1. The
20 mobile terminal 3 also communicates with an authorisation server 38 for providing authorisation data, such as keys, to the MTM 34 of the mobile terminal 1.

In the embodiment, the Secure Execution Environment 32 also has sufficient additional space and functions to process upgrades to the software MTM 34. The
25 terminal 1 supports a method to:

- a) Download from the application server 36 (or otherwise acquire) upgrades to a software MTM 34, either with explicit user interaction, or on certain user-triggered events, or as a background event (where data is downloaded invisibly to the user)
- 5 b) Transfer an upgrade to the software MTM 34 into the secure execution environment 32. This may be done via explicit call of the *FieldUpgrade* command (which requires user/"Owner" interaction), or as a secure background process invisible to MTM commands and function calls.
- 10 c) Allow sensitive data – such as new keys, or new key authorisation data from the authorisation server 38 - to be encrypted within, or with, the upgrade and then to be decrypted and used solely within the secure execution environment 32 as part of the software MTM 34.
- 15 d) Allow sensitive data – such as old keys, or old key authorisation data - to be deleted from the secure execution environment 32, so it is no longer part of the software MTM. These keys can be transferred from one MTM enabled device to another.

The software MTM could be provided with new management credentials in the field (an EK, SRK and AIK(s)), thus avoiding the cost of creating all these
20 credentials at device manufacture. Keys that the network 3, or a user, has stored in a MTM for one device may be transparently moved to another device. Authorization data that has been forgotten by the user (PIN or password) could be remotely reset.

25 In the second embodiment now to be described, when considering the various service purchase & protection (SPP) methods, those component elements of the

SPP methods that are common to all methods are implemented in the main OS whereas the elements in which they differ are implemented in the SEE.

As noted earlier, the difference between service protection methods lies mainly in how the service key is delivered and the provisioning of the primary/user key. Furthermore, service key delivery and use (to decrypt messages containing traffic keys) and primary key use/provisioning are the most sensitive parts and most likely to be run in a secure execution environment. The SEE elements include key management elements referred to as “profiles”.

The differences between SPP methods may be appreciated from consideration of the main methods proposed for use with the DVB-H standard.

For the DVB-H standard, the Convergence of Broadcast and Mobile Services (DVB-CBMS) working group have advanced two main approaches to SPP: Internet Protocol Datacast (IPDC) SPP Open Security Framework (OSF) and another SPP system referred to as 18Crypt.

The BCAST group of the Open Mobile Alliance (OMA) has taken a slightly different approach: OMA BCAST has specified a SPP standard that is suitable for use not just with DVB-H but with other bearer standards including T-DMB. Within the OMA BCAST specifications there is a DRM profile (BCAST/DRM) and a Smartcard profile, which uses the Universal Integrated Circuit Card (UICC) in a mobile terminal to store and process primary/user keys and service keys. In many implementations of the latter profile, a Subscriber Identification Module (SIM) takes the role of the UICC.

All four approaches (OSF, 18Crypt, BCAST/DRM and BCAST/Smartcard) share many features in their management of keys. Indeed, OMA BCAST/DRM scheme follows the same handling registration and rights management stages as 18Crypt. All approaches conform to a four layer hierarchical structure (see Fig 3),
5 comprising: a content/service protection layer in which contents/services are encrypted by a symmetric encryption algorithm using a Traffic Encryption Key (TEK); a key stream layer (KSL) which implements the delivery of Traffic Encryption Keys (TEKs) by transmission of Key Stream Messages (KSMs) to the terminal on the broadcast channel; a rights management layer (RML) in which
10 content/service access rights are delivered to devices using key management messages (KMMs); and a registration layer in which key material and metadata are exchanged to enable devices to decrypt and authenticate rights and, ultimately, to access content and/or services.

15 The approaches all allow for delivery of content either through a broadcast network (where digital transmission supports only unidirectional communication from the broadcaster to the device) or an interactivity channel, (where a bi-directional channel is established between the service network and the device to facilitate reliable exchange of messages).

20 Encryption in the content/service protection layer of this hierarchy can be performed at the network layer (IPsec), session layer (SRTP), or content layer (ISMACryp). TEKs change frequently to prevent real-time key distribution attacks.

25 The content/service access rights can consist of Service Encryption Keys (SEK) and/or Program Encryption Keys (PEK), used to access the Key Stream Messages

(KSMs), and/or information such as entitlements. In the literature, these keys are also referred to as service keys (SK) and program keys (PK), respectively – the terms are interchangeable with the SEKs and PEKs.

- 5 The KSMs, in essence, contain information that allows the terminal to reconstruct the TEKs needed to decrypt the content/service. KSMs may contain additional information to control access to the content service, such as access criteria.

KMMs are typically exchanged as a result of a purchase transaction and
10 transferred to terminals via the interactive or broadcast channel.

The IPDC SPP Open Security Framework (OSF) specification defines a content/service protection layer that allows freedom of choice of Key Management System (KMS).

15

In the KSL of the OSF specification, the KSMs are referred to as Entitlement Control Messages (ECMs). The OSF defines the ECM stream signalling and leaves the format and content of the ECM to be private to the KMS, again facilitating the use of proprietary KMSs.

20

In the OSF specification of the rights management layer, KMMs are referred to as Entitlement Management Messages (EMMs). The OSF defines a protocol for EMM stream signalling and again leaves the format and content of the EMM to be private to the KMS. As both the ECM and EMM systems are left private, it is
25 possible to deploy a KMS that defines both the Key Stream and Rights Management layers.

The OSF registration layer is also defined as private to the KMS.

Broadly speaking, the OSF is specified to be capable of supporting any number of security providers' technologies so as to allow seamless replacement (e.g. by
5 software download) of one security provider's proprietary KMS with another.

In the 18Crypt approach, the open standard OMA DRM 2.0 is used as the default framework for rights management. This DRM standard manages the rights to use files stored in a device. The 18Crypt approach extends OMA DRM 2.0 to the case
10 of receiving streaming content over the broadcast channel and provides a means of performing rights management over a broadcast channel.

In 18Crypt, data is encrypted using symmetric encryption: for instance, by using IPSec, SRTP or ISMACryp. The content/service protection layer of the 18Crypt
15 scheme is referred to as the "traffic layer", the key to the symmetric encryption function being the TEK. This TEK is changed periodically at a frequency in the order minutes, if not seconds.

Naturally, any receiving device needs some means for obtaining the TEKs as they
20 change. 18Crypt provides for the TEKs themselves to be transmitted on a dedicated KSL. Each TEK is encrypted using either a PEK or a SEK and broadcast on the KSL within a KSM.

The SEK is only transmitted to a device as part of a rights object (RO).
25 Transmission of rights objects takes place, conceptually, on the rights management layer. Access to a service or program is thus governed by the existence of the appropriate SEK in the ROs held by the device.

The registration layer for 18Crypt allows for the exchange of key material and metadata necessary for decryption and ultimate presentation of data both broadcast and out of band, as well as data associated with interactivity channels. The SEKs
5 are extracted from the ROs and stored in a secure area of the firmware (as opposed to the UICC in BCAST).

In the 18Crypt specification, KMMs are delivered via the broadcast channel (or the interactivity channel) and can carry Rights Objects (ROs) containing rights on
10 the service or programme levels. 18Crypt specifies the RML and Rights Issuer Services (RIS).

The 18Crypt specification adopts OMA DRM 2.0 for its rights management while BCAST/Smartcard is also based upon OMA DRM 2.0; where these two
15 specifications differ, lies predominantly in the registration layer. More generally, methods for protecting mobile broadcast streams are typically the same with regard to methods for encryption of the broadcasted content itself and differ with respect to protection and delivery of the keys used to encrypt the content (these
20 keys must be securely distributed to users so that they can decrypt the broadcast content).

The following discussion explains in more detail how the SEE elements of each SPP method interact with the common OS elements of the method in the context of the DVB-H standard.

25

Code for the SPP platform is arranged to provide functionality in both a normal execution environment and a secure execution environment (SEE). For each SPP

key management profile, there is a corresponding Secure SPP profile application component (e.g. a “stiplet” in STIP). These secure application components interface with the NEE through a common interface protocol, effectively making the SEE functionality a “black-box” from the normal execution environment. The normal execution SPP code provides a platform that allows the manipulation of content within the normal execution environment and where interaction with a particular SPP profile is needed, through the use of calls to the corresponding “black-box” secure SPP code.

- 10 The application components of the different SPP methods that are common to all profiles are thus implemented in generic code suitable for operation in the main OS. Code for providing SEE functionality need only be arranged to reflect distinctions between profiles, the download size for each new secure application component can be significantly reduced. This is particularly advantageous where, as in the field of mobile devices, memory space is necessarily limited.

In Figure 4, the functional blocks of a key provisioning architecture for DVB-H are set out diagrammatically. This architecture is equally applicable to DVB-H CBMS OSF, DVB-H CBMS 18Crypt, OMA BCAST Smartcard and OMA BCAST DRM.

The distinct operation of the OMA BCAST implementation of the key provisioning architecture is shown in Figure 5. The Figure emphasises operation in a secure processing area of a smartcard profile.

By way of contrast, Figure 6 shows an implementation of the key provisioning architecture of 18Crypt emphasising the operation in a secure processing area of the 18Crypt key management decryption profile.

- 5 Another reason such a solution might be seen as particularly attractive to the mobile TV environment is the comparative difficulty of software obfuscation in the limited memory available to mobile applications. Software obfuscation has served the fixed PC world well as an alternative to protection using hardware-based encryption – in the mobile world the limited memory and processing power
10 means that this technique is less effective and less appropriate.

In the foregoing discussion, Mobile TV is described in terms of the DVB-H architecture. The invention is not intended to be limited to this technology; indeed it is equally applicable to any system for managing rights over broadcast data,
15 including T-DMB, DAB-IP and TDtv.

The second embodiment of the invention as described above relates to DRM and broadcast service protection. The invention can also be applied to multicast and/or unicast (downloaded) data in much the same way as to broadcast data traffic.
20 Furthermore, as the skilled person will appreciate, the same principles will apply in related technological fields: for example e-commerce applications; Corporate data security applications; SIMLock applications (by which is meant, applications that facilitate the software locking of some or all of the functionality of smart cards such as SIMs); applications to effect secure boot of terminals but in a
25 flexible manner that can be changed OTA; and applications that provide a secure UI.

CLAIMS

1. A terminal for use with a cellular or mobile telecommunications network, the terminal including a normal execution environment and a secure execution
5 environment in which security functions trusted by a third party are performed, the mobile terminal including means for enabling amendment of the software of the terminal for performing the security functions in the secure execution environment.
- 10 2. The terminal of claim 1, provided with minimal software initially, the terminal being operable to update the software by subsequent over the air transmission of software.
3. The terminal of claim 1 or 2, including means for determining when a
15 required software component is absent from the terminal, and means for obtaining the software component from a predetermined application server.
4. The terminal of claim 3, wherein the software component is loaded into the
secure execution environment.
- 20 5. The terminal of any one of claims 1 to 4, wherein the amendment of the software of the terminal in the secure execution environment is performed in the background without requiring intervention of a user of the terminal.
- 25 6. The mobile terminal of any one of the preceding claims, including means for receiving authorisation data, such as new keys, for use in the secure execution environment.

7. The terminal of any one of the preceding claims, including means for deleting or otherwise disabling the software of the terminal in the secure execution environment.

5

8. The terminal of any one of the preceding claims, wherein the security functions relate to the storage of sensitive data together with a record of the state of the terminal.

10 9. The terminal of any one of the preceding claims, wherein the security functions implement a Mobile Trusted Module, MTM, or a Trusted Platform Module, TPM.

15 10. The terminal of claim 9, wherein the security functions implement a subset of MTM or TPM functions initially, and for performing a greater subset of MTM or TPM functions, or full MTM or TPM functions, after said amendment of the software.

20 11. The terminal of any one of the preceding claims, including means for transferring software or authorisation data, such as keys, to another terminal without requiring intervention of the user of at least one of the terminals.

25 12. A method of providing security functions trusted by a third party in a mobile terminal for use with a cellular or mobile telecommunications network, the terminal including a normal execution environment and a secure execution environment in which the security functions trusted by the third party are

performed, the method including amending the software of the terminal for performing the security functions in the secure execution environment.

13. The method of claim 12, wherein the software of the terminal for
5 performing the security functions has only minimal functionality initially, the method including subsequently updating the software by over the air transmission of software.

14. The method of claim 12 or 13, including determining when a required
10 software component is absent from the terminal, and obtaining the software component from a predetermined application server.

15. The method of claim 14, including loading the software component into the secure execution environment.
15

16. The method of any one of claims 12 to 15, including amending the software of the terminal in the secure execution environment in the background without requiring the intervention of the user of the terminal.

20 17. The method of any one of claims 12 to 16, including receiving authorisation data, such as new keys, for use in the secure execution environment.

18. The method of any one of claims 12 to 17, including deleting or otherwise disabling the software of the terminal in the secure execution environment.
25

19. The method of any one of claims 12 to 18, wherein the security functions relate to the storage of sensitive data together with a record of the state of the terminal.

5 20. The method of any one of claims 12 to 19, wherein the security functions implement a Mobile Trusted Module, MTM, or a Trusted Platform Module, TPM.

21. The method of claim 20, wherein the security functions implement a subset of MTM or TPM functions initially, and for performing a greater subset of MTM or TPM functions, or full MTM or TPM functions, after said amendment of the software.

10

22. The method of any one of claims 12 to 21, including transferring software or authorisation data, such as keys, to another terminal without requiring intervention of the user of at least one of the terminals.

15

23. A method for processing encrypted data received by a terminal, comprising: providing a security platform having a normal execution environment and a secure execution environment; obtaining key information necessary for facilitating decryption of the encrypted data; in the secure execution environment, processing the key information in accordance with a given secure protocol to extract temporary decryption information; and in the normal execution environment, using the temporary decryption information to decrypt the encrypted data traffic, wherein the given secure protocol is represented by at least one secure application component that is adapted to execute only in the secure execution environment.

20

25

24. A method for processing encrypted data received by a terminal as claimed in claim 23, wherein the terminal is portable.

25. A method as claimed in either claim 23 or claim 24, wherein the encrypted
5 data traffic is encrypted in accordance with one of a plurality of secure protocols, each having a corresponding secure application component, the method further comprising determining which of the plurality of secure protocols has been used in encrypting the data traffic; and loading the or each corresponding secure application component.

10

26. A method as claimed in claim 25, further comprising: whenever a corresponding secure application component is not available within the terminal, requesting a copy of the corresponding secure application component from a pre-determined application server downloading the component, installing
15 the component on the terminal; and loading the component into the secure execution area.

27. A method as claimed in any one of claims 23 to 26 further comprising: determining whether the at least one secure application component requires
20 replacement; requesting a replacement secure application component from a pre-determined application server; downloading the replacement component; installing the replacement component on the terminal; and loading the replacement component into the secure execution area in place of the at least one secure application component.

25

28. A method as claimed in any one of claims 23 to 27, wherein the key information necessary for facilitating decryption is securely stored in the terminal.

29. A method as claimed in any one of claims 23 to 28, wherein the key information necessary for facilitating decryption is obtained from a broadcast key information message.

5

30. A method as claimed in any one of claims 23 to 29, wherein access to the key information is provided by a smartcard inserted in the terminal.

31. A method as claimed in claim 30, wherein the key information is securely stored on the smartcard.

10

32. A method as claimed in any one of claims 23 to 31, wherein the key information includes rights objects and/or key stream messages that incorporate service keys.

15

33. A method as claimed in claim 32, wherein the service keys are securely stored in the secure area.

34. A method as claimed in any one of claims 23 to 33, wherein the encrypted data received by the terminal is downloaded encrypted content, the key information being a rights object corresponding to the content and the temporary decryption information being a decryption key for decrypting the downloaded encrypted content.

20

35. A method as claimed in any one of claims 23 to 34, wherein the encrypted data received by the terminal is broadcast data traffic, so that the method decrypts the encrypted data traffic in real time.

25

36. A system for processing encrypted data received by a terminal incorporating a security platform with a normal execution environment and a secure execution environment, the system comprising: means for obtaining key
5 information necessary for facilitating decryption of the encrypted data traffic; means for processing the key information in accordance with a given secure protocol to extract temporary decryption information in the secure execution environment; and further processing means for using the temporary decryption information to decrypt the encrypted data traffic in the normal execution
10 environment, wherein the given secure protocol is represented by at least one secure application component that is adapted to execute only in the secure execution environment.

37. A system as claimed in claim 36, wherein the secure execution environment
15 is adapted to host a plurality of secure protocol instruction files, each corresponding to a distinct secure protocol.

38. A system as claimed in either claim 36 or claim 37, wherein the terminal is portable.
20

39. A system as claimed in any one of claims 36 to 38, wherein the encrypted data traffic is encrypted in accordance with one of a plurality of secure protocols, each having a corresponding secure application component, the system further comprising: protocol identification means for determining which of the plurality of
25 secure protocols has been used in encrypting the data traffic; and an application loader for loading the or each corresponding secure application component.

40. A system as claimed in claim 39, further comprising: availability checking means for determining whether a corresponding secure application component is available within the terminal; a server interface, which requests a copy of the corresponding secure application component from an application server when the
5 checking means determines that the corresponding secure application component is not available; and a downloader for downloading the component and installing the component on the terminal; wherein the application loader further operates to load the newly installed component into the secure execution area.

10 41. A system as claimed in either claim 39 or claim 40, further comprising update checking means for determining whether the at least one secure application component requires replacement; interface means for requesting a replacement secure application component from a replacement application server when the update checking means determines that the corresponding secure application
15 component requires replacement; and a replacement downloader for downloading the replacement component and installing the replacement component on the terminal; wherein the application loader further operates to load the replacement component into the secure execution area in place of the at least one secure application component.

0 42. A system as claimed in any one of claims 36 to 41, wherein the key information necessary for facilitating decryption is securely stored in the terminal.

43. A system as claimed in any one of claims 36 to 42, wherein the key
5 information necessary for facilitating decryption is obtained from a broadcast key information message.

44. A system as claimed in any one of claims 36 to 43, wherein access to the key information is provided by a smartcard inserted in the terminal.

45. A system as claimed in claim 44, wherein the key information is securely
5 stored on the smartcard.

46. A system as claimed in any one of claims 36 to 45, wherein the key information includes rights objects and/or key stream messages that incorporate service keys.

10

47. A system as claimed in claim 46, wherein the service keys are securely stored in the secure area.

48. A system as claimed in any one of claims 36 to 47, wherein the encrypted
15 data received by the terminal is downloaded encrypted content, the key information being a rights object corresponding to the content and the temporary decryption information being a decryption key for decrypting the downloaded encrypted content.

20 49. A system as claimed in any one of claims 36 to 48, wherein the encrypted data received by the terminal is broadcast data traffic, so that the method decrypts the encrypted data traffic in real time.

50. A user terminal incorporating the system as claimed in any one of claims 36
25 to claim 49.

1/6

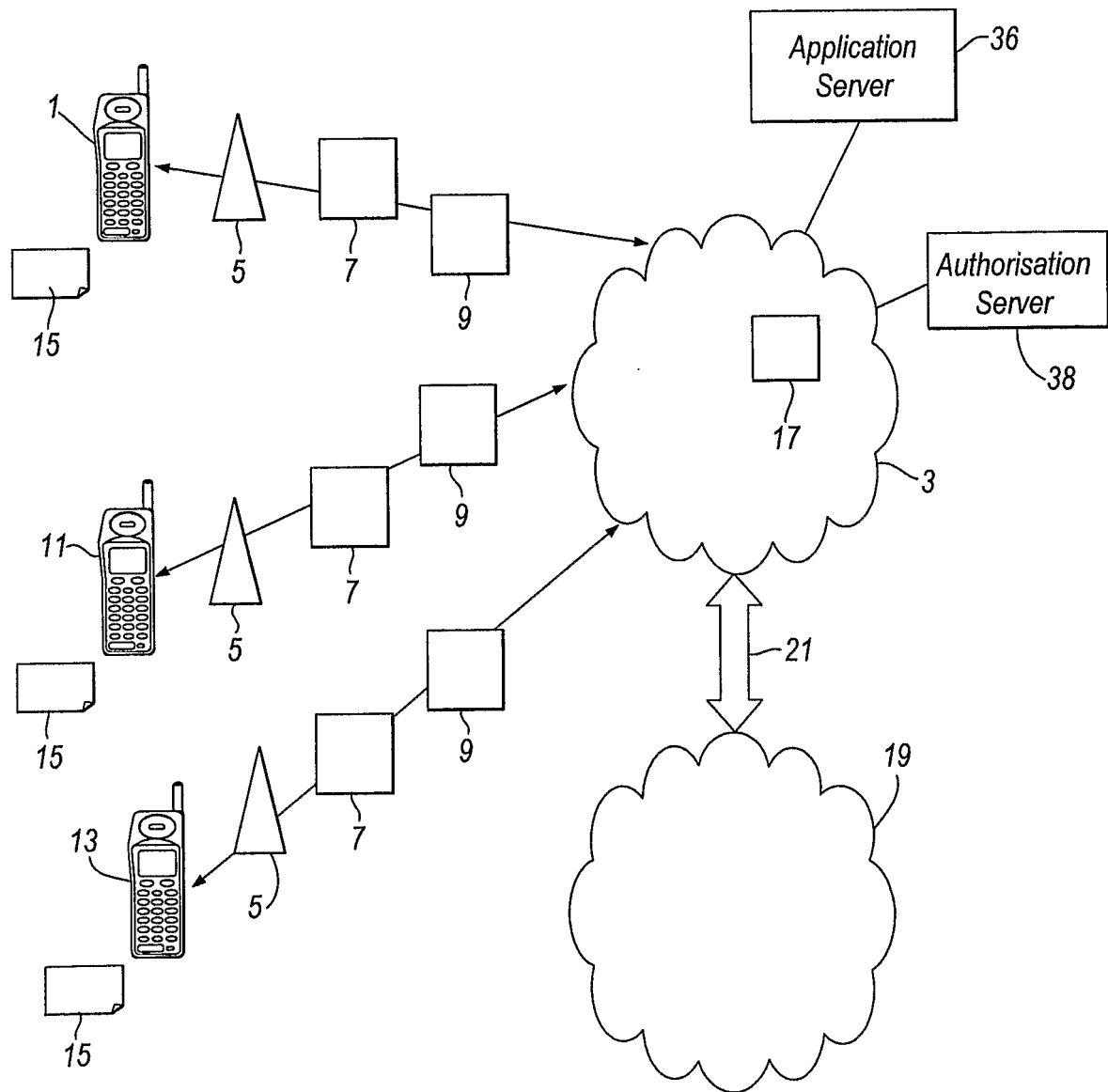
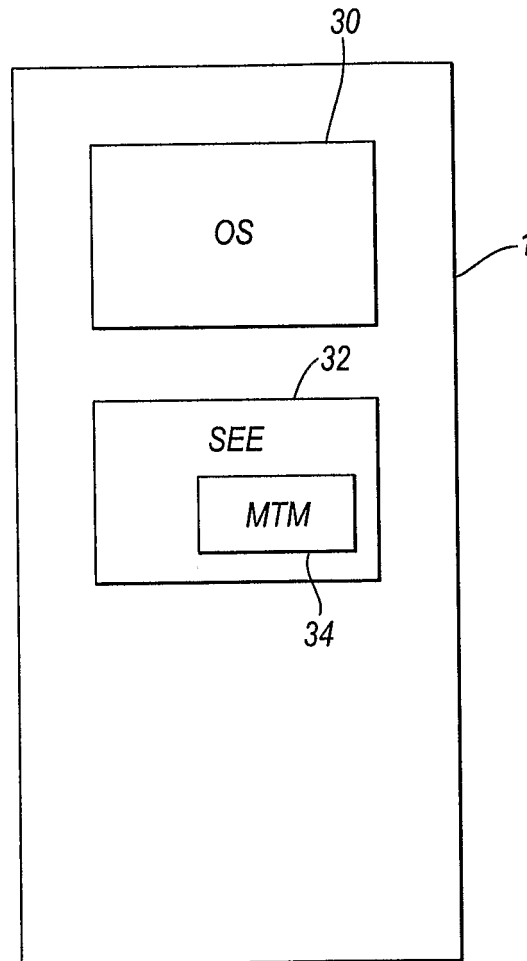


Fig.1

2/6

*Fig.2*

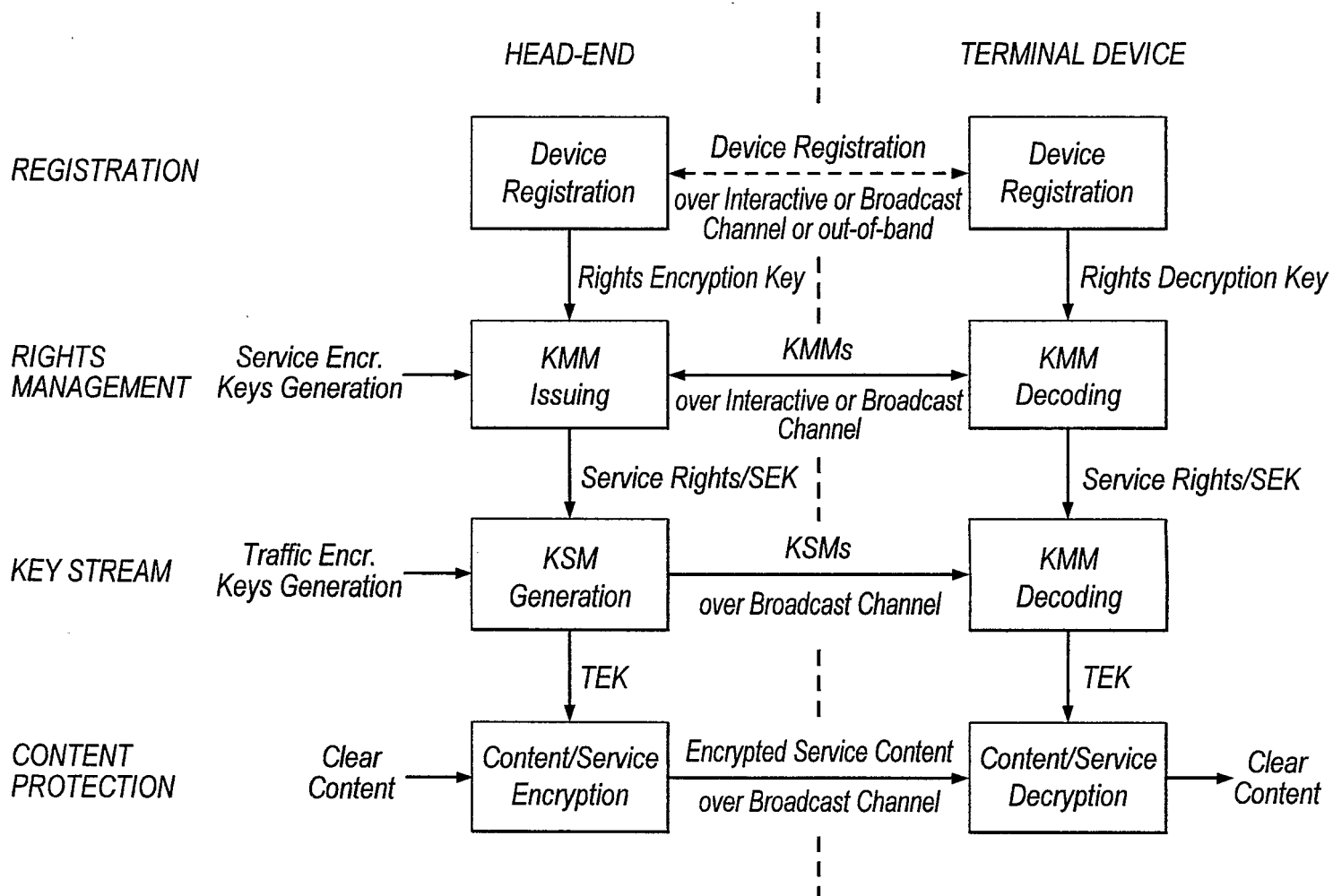


Fig.3

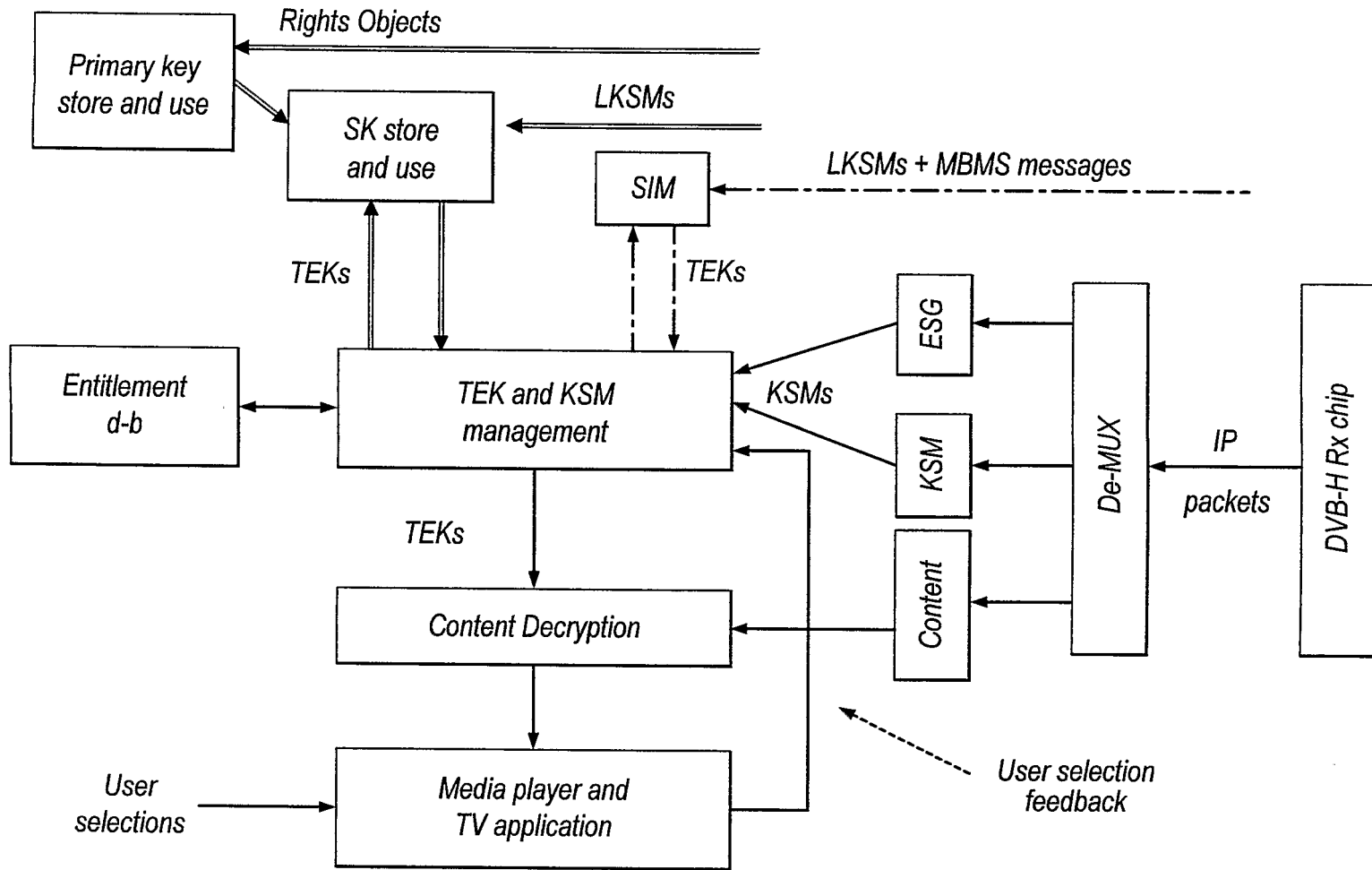


Fig.4

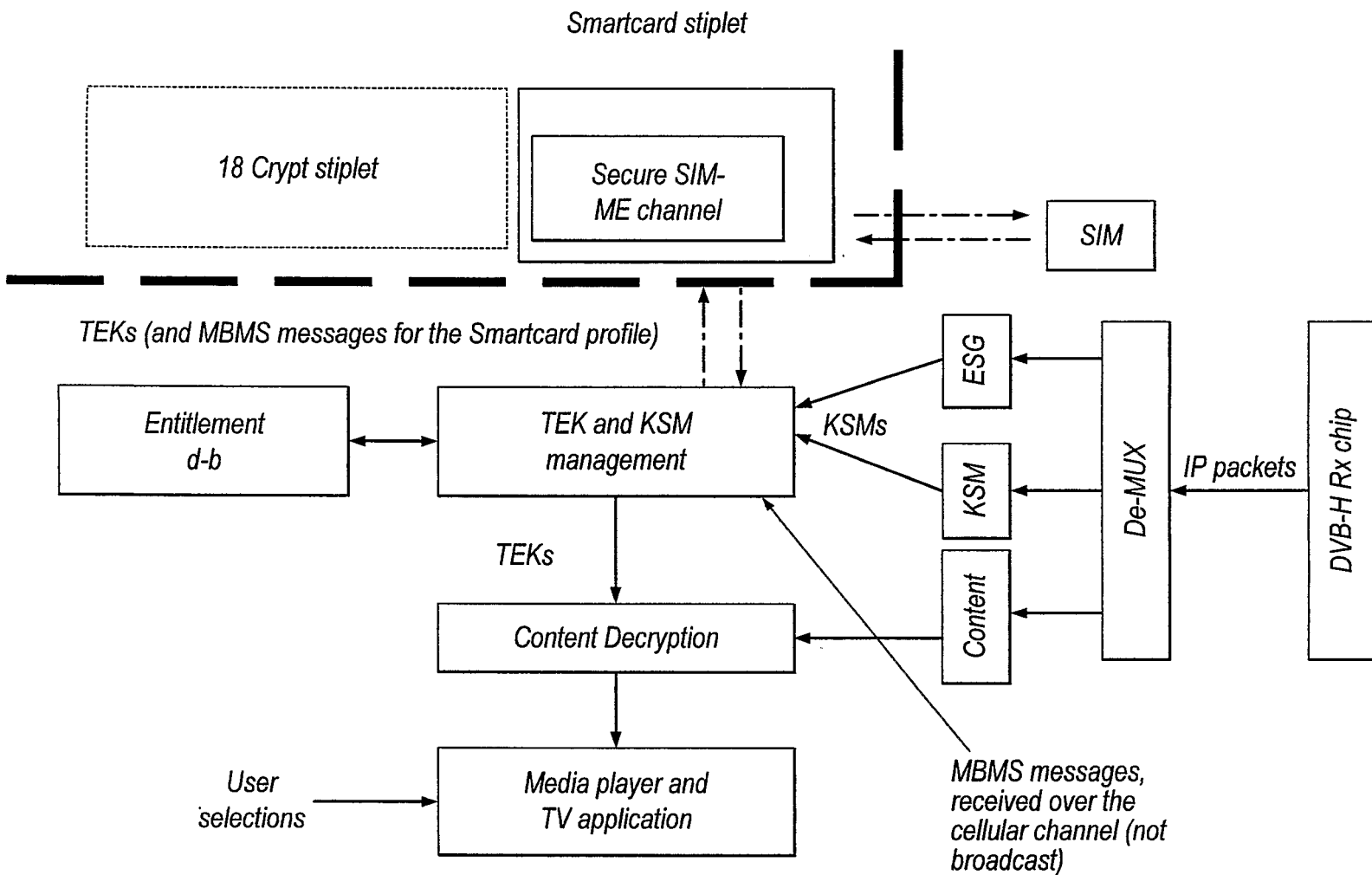


Fig.5

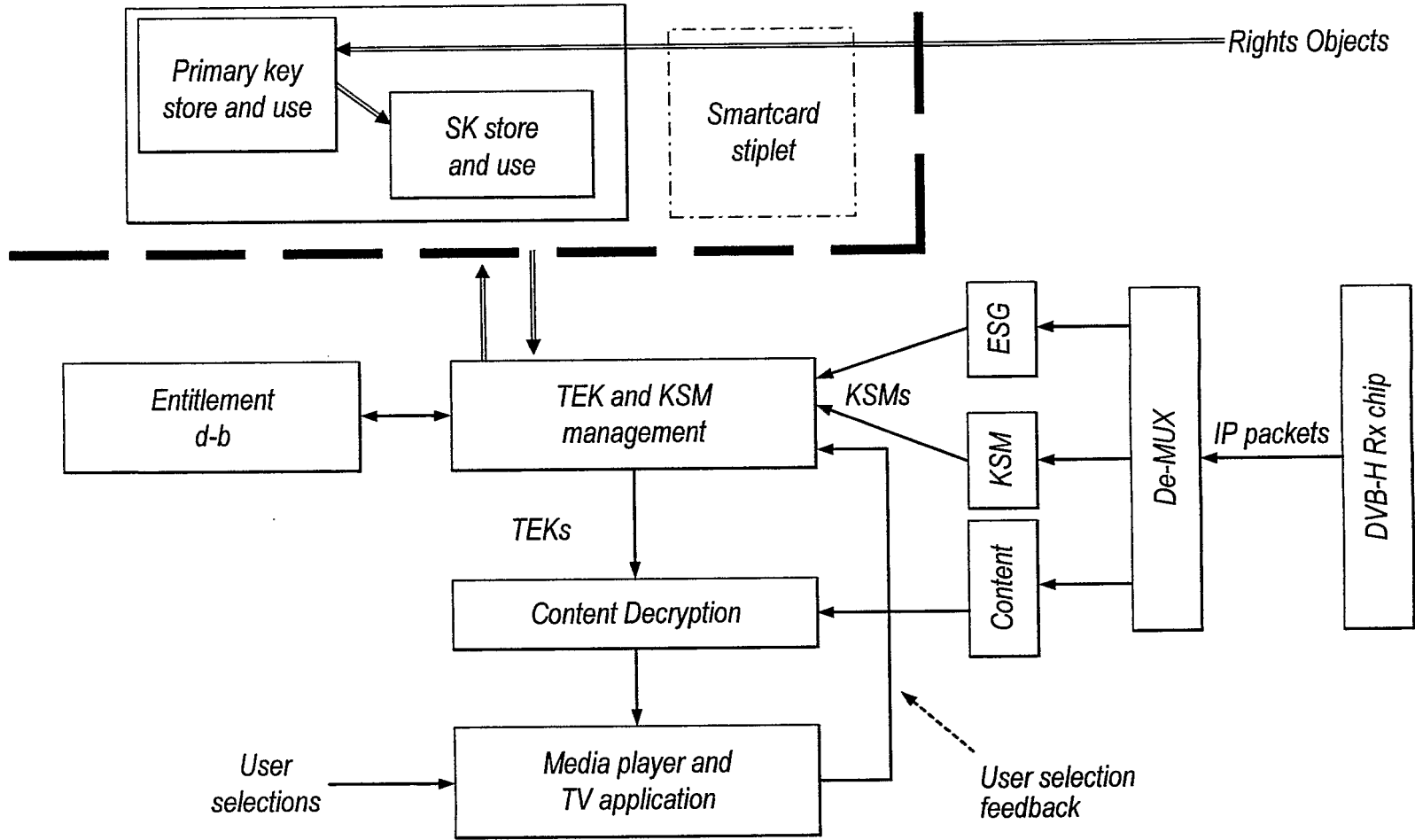


Fig.6

INTERNATIONAL SEARCH REPORT

International application No

PCT/GB2007/002634

A. CLASSIFICATION OF SUBJECT MATTER

INV. H04Q7/32

According to International Patent Classification (IPC) or to both national classification and IPC

B. FIELDS SEARCHED

Minimum documentation searched (classification system followed by classification symbols)

H04Q H04L G06F

Documentation searched other than minimum documentation to the extent that such documents are included in the fields searched

Electronic data base consulted during the international search (name of data base and, where practical, search terms used)

EPO-Internal, WPI Data

C. DOCUMENTS CONSIDERED TO BE RELEVANT

Category*	Citation of document, with indication, where appropriate, of the relevant passages	Relevant to claim No.
X	WO 2005/045735 A (NOKIA CORP [FI]; VAIDYANATHAN KRISHNAN [FI]) 19 May 2005 (2005-05-19) abstract page 1, line 9 - line 29 page 3, line 26 - page 5, line 18 page 7, line 24 - page 9, line 11 page 10, line 15 - page 11, line 19 claim 1	1-50
X	US 2005/213766 A1 (GOSS STEVEN C [US]) 29 September 2005 (2005-09-29) abstract paragraph [0003] - paragraph [0004] paragraph [0007] - paragraph [0009] paragraph [0017] - paragraph [0020] paragraph [0024] claim 1	1-50



Further documents are listed in the continuation of Box C.



See patent family annex.

* Special categories of cited documents :

A document defining the general state of the art which is not considered to be of particular relevance

E earlier document but published on or after the international filing date

L document which may throw doubts on priority claim(s) or which is cited to establish the publication date of another citation or other special reason (as specified)

O document referring to an oral disclosure, use, exhibition or other means

P document published prior to the international filing date but later than the priority date claimed

T later document published after the international filing date or priority date and not in conflict with the application but cited to understand the principle or theory underlying the invention

X document of particular relevance; the claimed invention cannot be considered novel or cannot be considered to involve an inventive step when the document is taken alone

Y document of particular relevance; the claimed invention cannot be considered to involve an inventive step when the document is combined with one or more other such documents, such combination being obvious to a person skilled in the art.

G document member of the same patent family

Date of the actual completion of the international search

29 October 2007

Date of mailing of the international search report

13/11/2007

Name and mailing address of the ISA/

European Patent Office, P.B. 5818 Patentlaan 2
NL - 2280 HV Rijswijk
Tel. (+31-70) 340-2040, Tx. 31 651 epo nl,
Fax: (+31-70) 340-3016

Authorized officer

Lombardi, Giuseppe

INTERNATIONAL SEARCH REPORT

International application No

PCT/GB2007/002634

C(Continuation). DOCUMENTS CONSIDERED TO BE RELEVANT

Category*	Citation of document, with indication, where appropriate, of the relevant passages	Relevant to claim No.
X	WO 2005/091108 A (NOKIA CORP [FI]; PAATERO LAURI [FI]) 29 September 2005 (2005-09-29) abstract page 4, line 7 - line 23 page 9, line 30 - page 10, line 19 page 13, line 13 - line 30 page 15, line 34 - page 16, line 23 -----	1-50
A	WO 2004/082310 A (SMARTTRUST AB [SE]; HAEMAELAEINEN ANTTI P J [FI]) 23 September 2004 (2004-09-23) abstract page 4, line 1 - line 23 page 6, line 15 - page 8, line 5 -----	1-50
A	US 2004/003288 A1 (WISEMAN WILLARD M [US] ET AL) 1 January 2004 (2004-01-01) abstract paragraph [0011] - paragraph [0016] -----	1-50

INTERNATIONAL SEARCH REPORT

Information on patent family members

International application No

PCT/GB2007/002634

Patent document cited in search report		Publication date	Patent family member(s)	Publication date
WO 2005045735	A	19-05-2005	AU 2003278449 A1	26-05-2005
			CN 1886747 A	27-12-2006
			EP 1680719 A1	19-07-2006
			US 2005125661 A1	09-06-2005
US 2005213766	A1	29-09-2005	EP 1738510 A2	03-01-2007
			WO 2005094518 A2	13-10-2005
WO 2005091108	A	29-09-2005	EP 1725923 A1	29-11-2006
			KR 20060127206 A	11-12-2006
			US 2005210287 A1	22-09-2005
WO 2004082310	A	23-09-2004	AT 364303 T	15-06-2007
			CN 1759623 A	12-04-2006
			EP 1621035 A1	01-02-2006
			SE 524499 C2	17-08-2004
			SE 0300670 A	17-08-2004
			US 2006236092 A1	19-10-2006
US 2004003288	A1	01-01-2004	AU 2003280494 A1	19-01-2004
			CN 1678968 A	05-10-2005
			EP 1518158 A1	30-03-2005
			WO 2004003824 A1	08-01-2004