



US00D378447S

United States Patent [19]

Riley

[11] Patent Number: Des. 378,447

[45] Date of Patent: **Mar. 11, 1997

[54] BODY PROTECTOR FOR SKATEBOARDERS

[76] Inventor: **Richard L. Riley**, 126 W. Electric—#8, La Habra, Calif. 90631

[**] Term: **14 Years**

[21] Appl. No.: **46,250**

[22] Filed: **Nov. 9, 1995**

[52] U.S. Cl. **D29/100**; D29/101

[58] Field of Search D29/100-101, D29/122; D24/190; D2/861, 854, 830; 2/2; 182/3; 128/846, 869, 870, 874, 875; 244/122 AG; 119/770; 297/464, 465, 467

[56] **References Cited**

U.S. PATENT DOCUMENTS

D. 245,537	8/1977	Gurgiolo	D29/101
D. 257,646	12/1980	Riedell	D29/101
D. 311,608	10/1990	Harding	D29/100
D. 348,544	7/1994	Wharton	D29/100

2,252,357	8/1941	Shaw	D29/101
2,758,595	8/1956	Lovett	D29/101
4,852,587	8/1989	Share	D29/100

Primary Examiner—Ruth McInroy
Attorney, Agent, or Firm—Harpman & Harpman

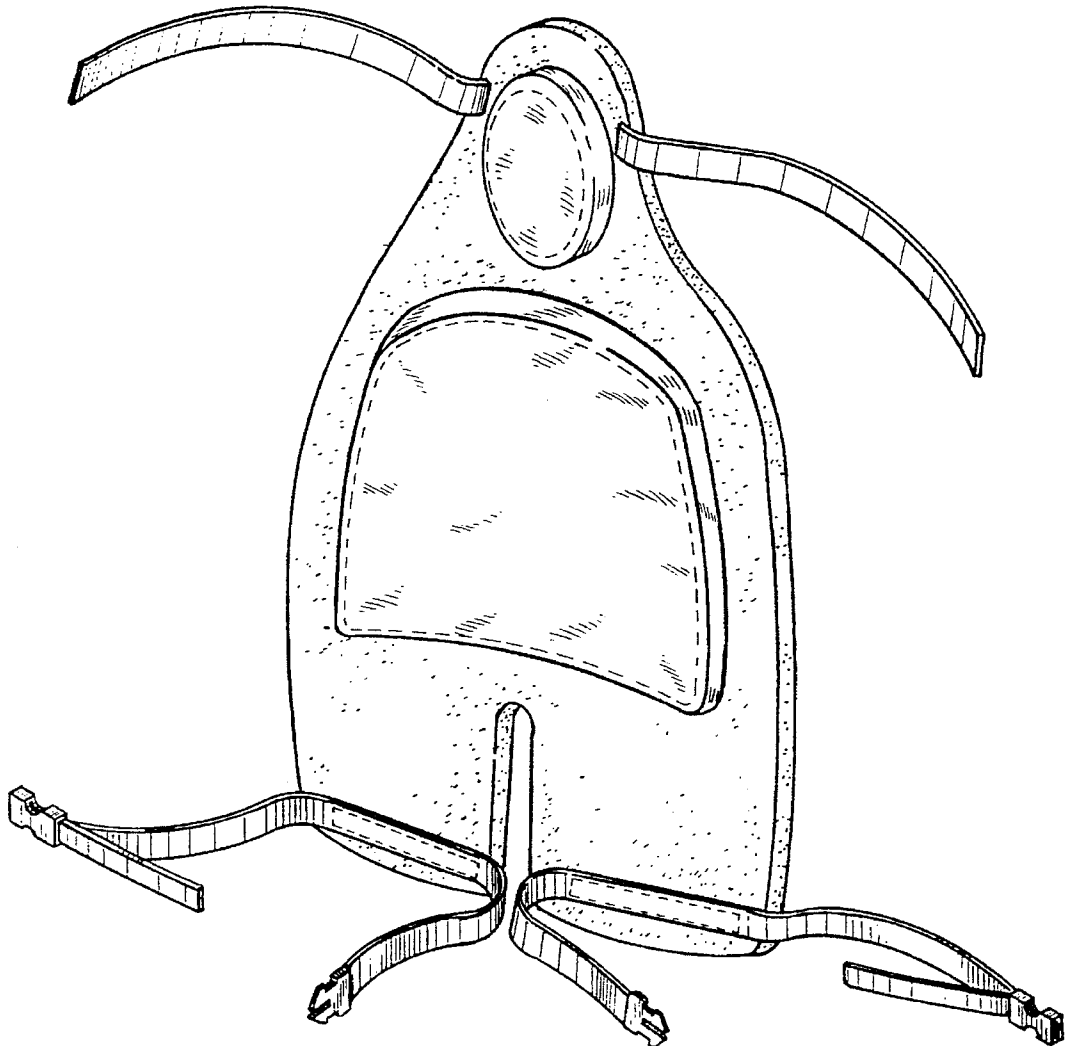
[57] **CLAIM**

The ornamental design for a body protector for skateboarders, as shown and described.

DESCRIPTION

FIG. 1 is a front, top and side perspective view of the body protector for skateboarders showing my new design; FIG. 2 is a front elevational view thereof; FIG. 3 is a rear elevational view thereof; FIG. 4 is a right side elevational view thereof; FIG. 5 is a left side elevational view thereof; FIG. 6 is a top plan view thereof; and, FIG. 7 is a bottom plan view thereof.

1 Claim, 3 Drawing Sheets



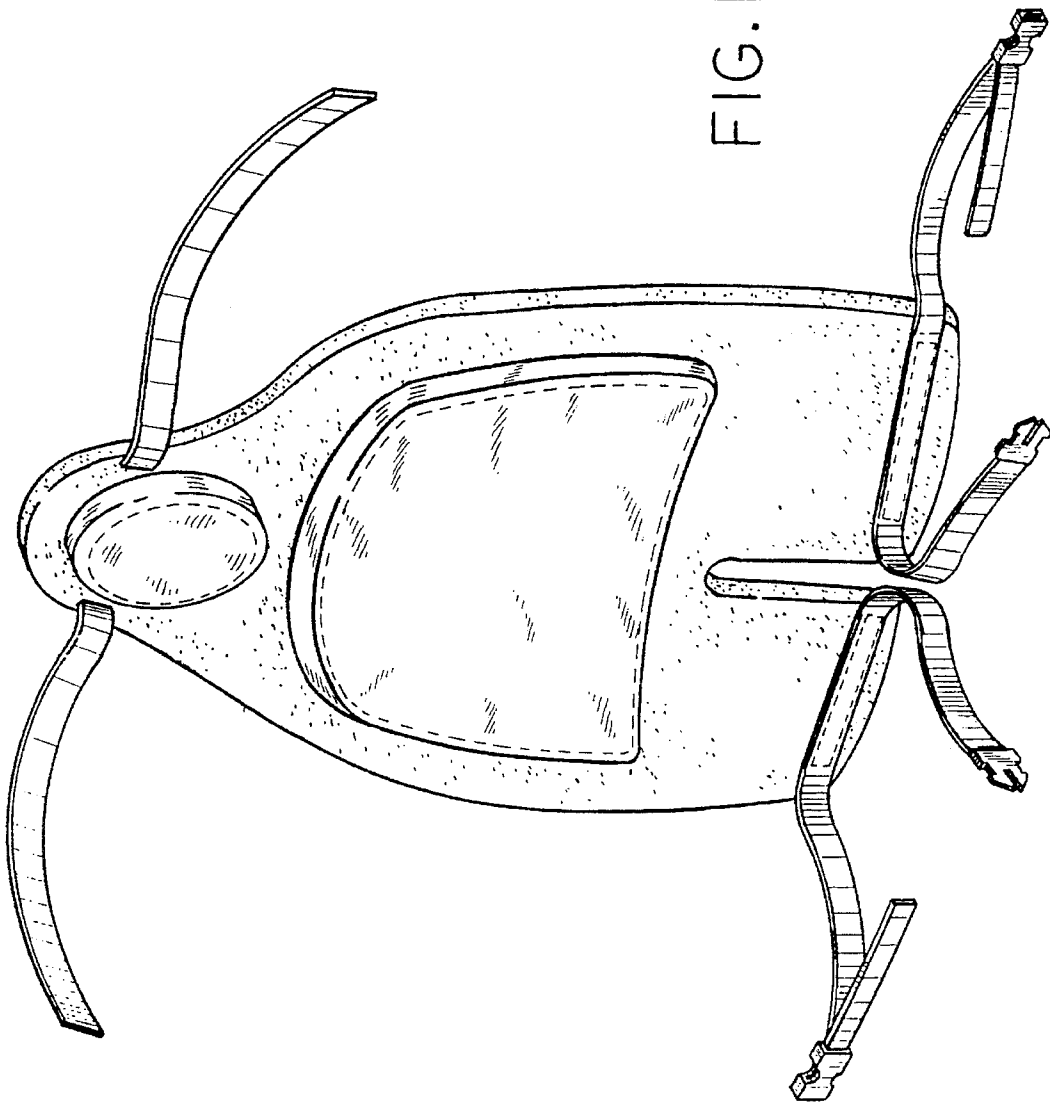


FIG. 1

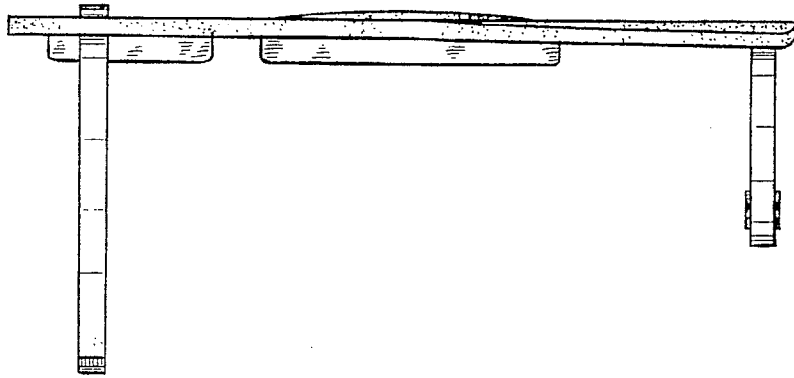


FIG. 4

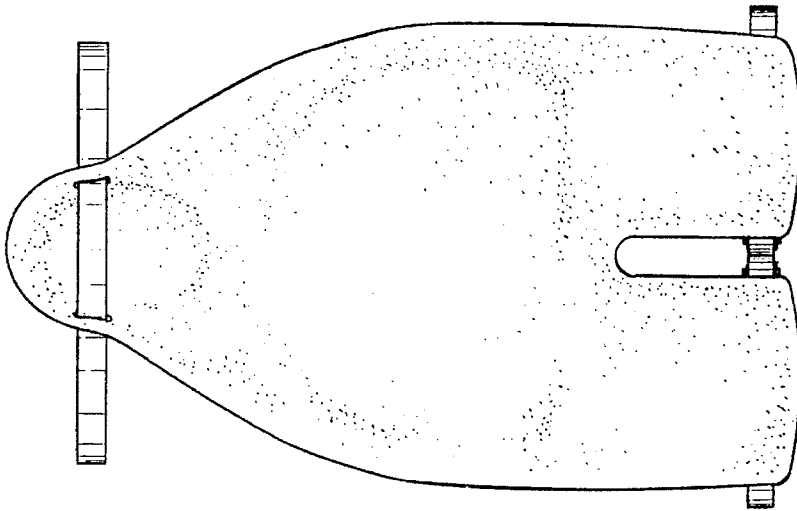


FIG. 3

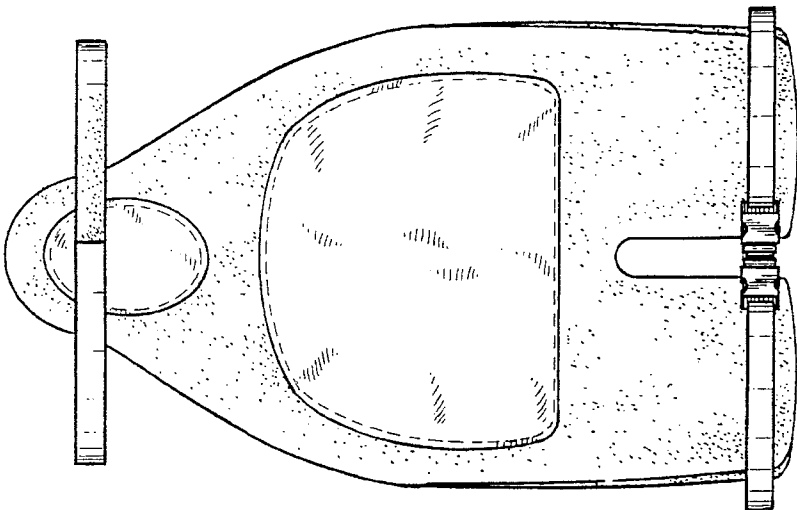


FIG. 2

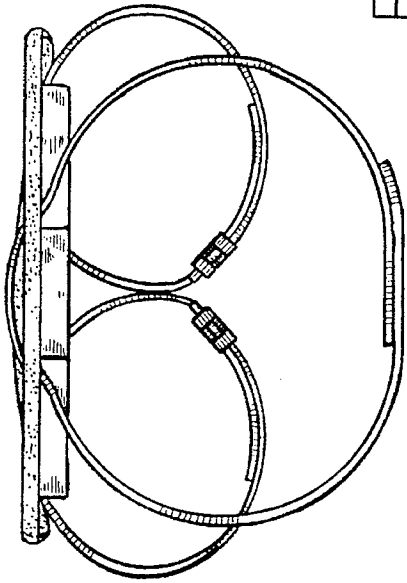


FIG. 6

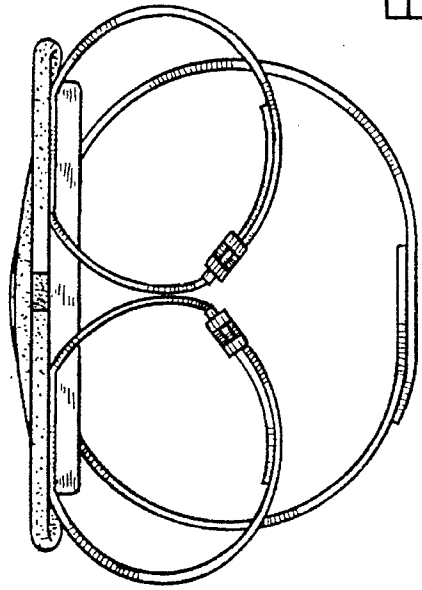


FIG. 7

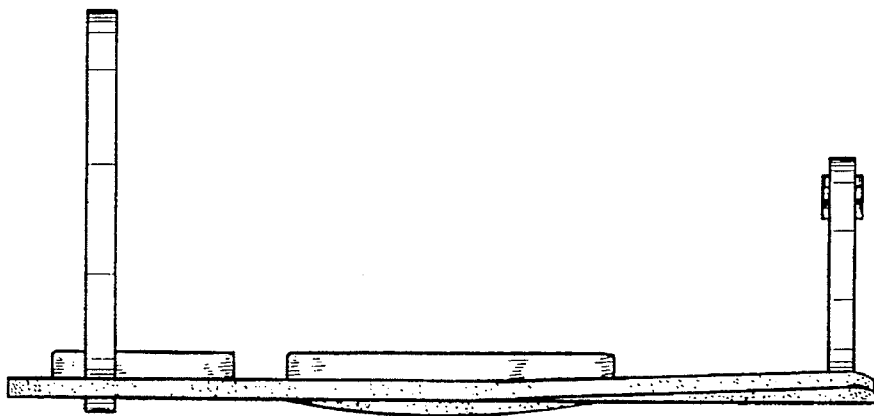


FIG. 5