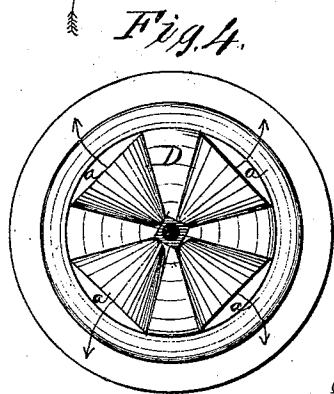
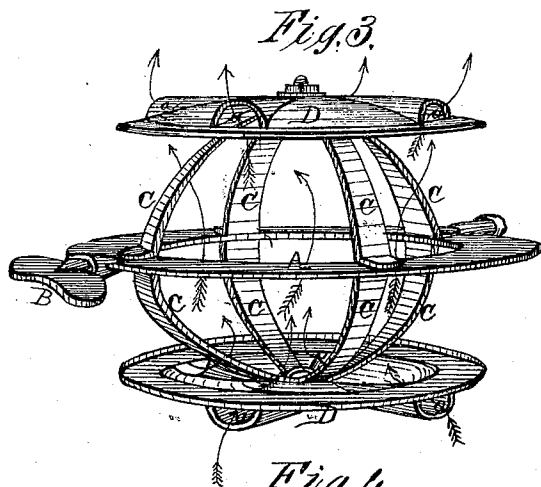
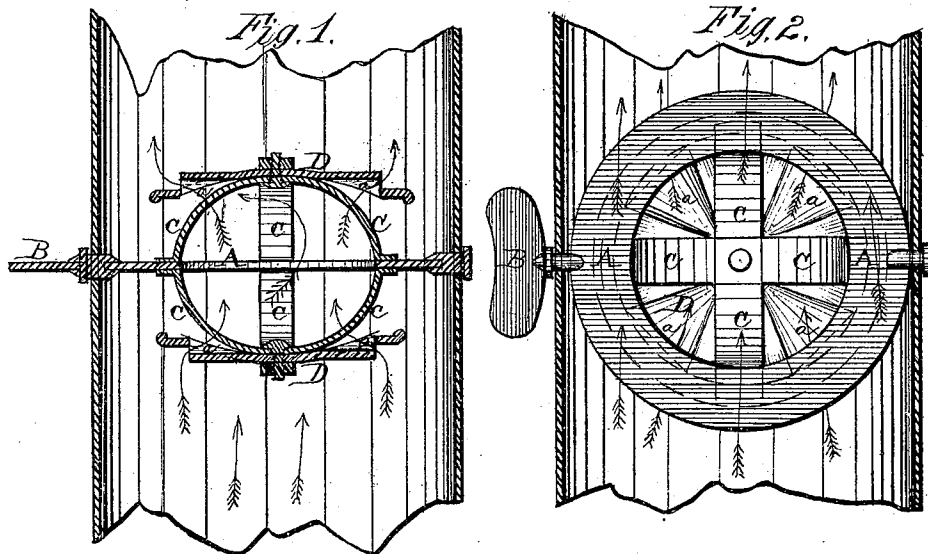


R. M. HERMANCÉ.
Stove-Pipe Damper.

No. 102,539.

Patented May 3, 1870.



Witnesses.
C. L. Evers
Harry King

Inventor.
R. M. Hermance
per Alexander Watson atty

United States Patent Office.

RICHARD M. HERMANCE, OF HALF MOON, NEW YORK.

Letters Patent No. 102,539, dated May 3, 1870.

STOVE-PIPE DAMPER.

The Schedule referred to in these Letters Patent and making part of the same.

To all whom it may concern :

Be it known that I, RICHARD M. HERMANCE, of Half Moon, in the county of Saratoga and in the State of New York, have invented certain new and useful Improvements in Stove-pipe Dampers; and do hereby declare that the following is a full, clear, and exact description thereof, reference being had to the accompanying drawings and to the letters of reference marked thereon, making a part of this specification.

The nature of my invention consists in the construction of a stove damper, which is composed of an annular plate provided with curved supports upon each side, upon which are secured perforated caps, so as to break the currents of smoke and air as they escape up the chimney.

In order to enable those skilled in the art to which my invention appertains to make and use my damper, I will now proceed to describe its construction, reference being had to the accompanying drawings and the letters of reference marked thereon.

Figure 1 represents a section view of my damper, turned so as to impede the escape of the heat up the chimney.

Figure 2 is a plan view of the same with one of the caps removed.

Figure 3 is a perspective of the same, and

Figure 4 is a plan view of one of the caps.

A represents an annular metal plate, which should be of sufficient size to extend entirely across the pipe, and which has a thumb-screw, B, attached to one side, so that it can be made to shut or open.

Extending outward from this plate, on each side, there is a number of curved supports, C, which are cast in one piece, and upon the top of which the per-

forated caps D are fastened by means of a nut and screw, or by any similar device.

These caps consist of circular plates, through which there is a number of openings, *a*, made, which are intended to break and divide the current of heated air and smoke as it makes its escape up the chimney. These openings may be made as shown in the drawings, or they may be made to extend out through the rim of the cap.

As the smoke and air pass through the pipe they pass first through these openings *a*, (as seen in fig. 1,) on through the opening in the plate A, and then through the openings in the second cap, and escape. When the damper is open, (as shown in fig. 2,) all the smoke and air pass freely between the curved supports without any obstruction. These curved supports and the plate A are intended to be cast in one single piece.

Having thus described my invention,

What I claim, and desire to secure by Letters Patent, is—

1. The annular plate A and curved supports C, extending outward from each side, when cast in one single piece, substantially in the manner and for the purpose set forth.

2. The plate A and supports C, when formed as described, in combination with the perforated caps D, when combined and arranged to form a stove-damper, substantially as shown.

In testimony that I claim the foregoing, I have hereunto set my hand, this 14th day of December, 1869.

R. M. HERMANCE.

Witnesses:

LEVI HERMANCE,
ALVAH TRAVER.