



US00D435691S

United States Patent [19]

Reynolds

[11] Patent Number: Des. 435,691

[45] Date of Patent: ** Dec. 26, 2000

[54] COMBINATION LIGHTER AND CIGAR CUTTER

[75] Inventor: Michael Patrick Reynolds, Warwick, R.I.

[73] Assignee: Colibri Corporation

[**] Term: 14 Years

[21] Appl. No.: 29/125,295

[22] Filed: Jun. 21, 2000

[51] LOC (7) Cl. 27-05

[52] U.S. Cl. D27/143

[58] Field of Search 431/253; D27/139, D27/141, 142, 143, 157, 159, 195; 131/248

[56] References Cited

U.S. PATENT DOCUMENTS

D. 387,474 12/1997 Fontaine, Jr. D27/143
D. 404,520 1/1999 Kim D27/143

Primary Examiner—Susan J. Lucas
Assistant Examiner—Jennifer Rivard
Attorney, Agent, or Firm—Salter & Michaelson

[57] CLAIM

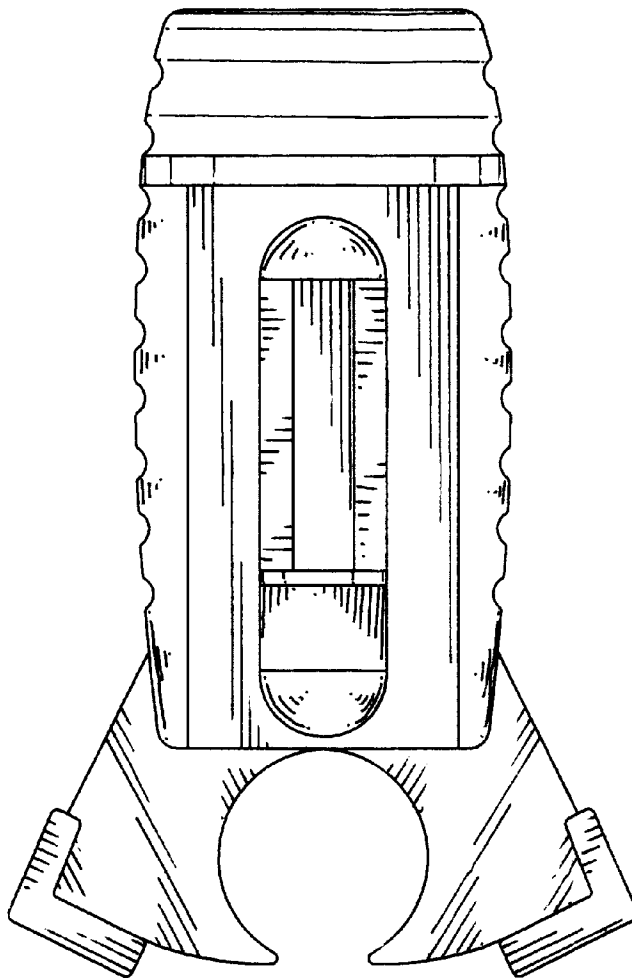
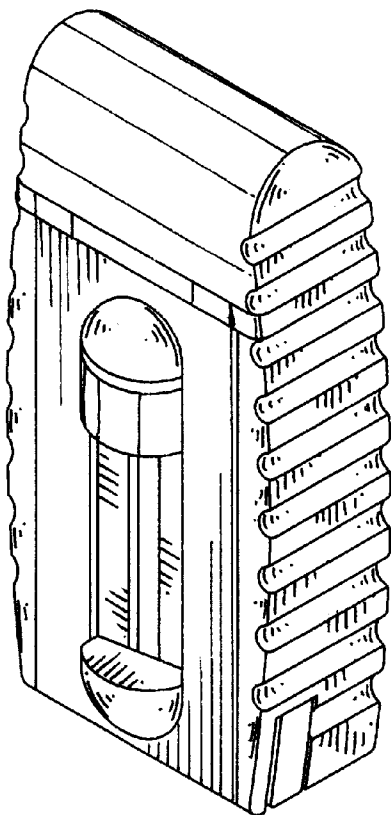
The ornamental design for a combination lighter and cigar cutter, as shown and described.

DESCRIPTION

FIG. 1 is a perspective view of a combination lighter and cigar cutter showing my new design;
FIG. 2 is a front elevational view thereof;
FIG. 3 is a back elevational view thereof;
FIG. 4 is a left side elevational view thereof;
FIG. 5 is a right side elevational view thereof;
FIG. 6 is a top plan view thereof;
FIG. 7 is a bottom plan view thereof; and,
FIG. 8 is a front elevational view thereof with the cigar cutter in an open position.

The rear view of the cigar cutter is a mirror image of the front view of the cigar cutter that is shown in FIG. 8.

1 Claim, 3 Drawing Sheets



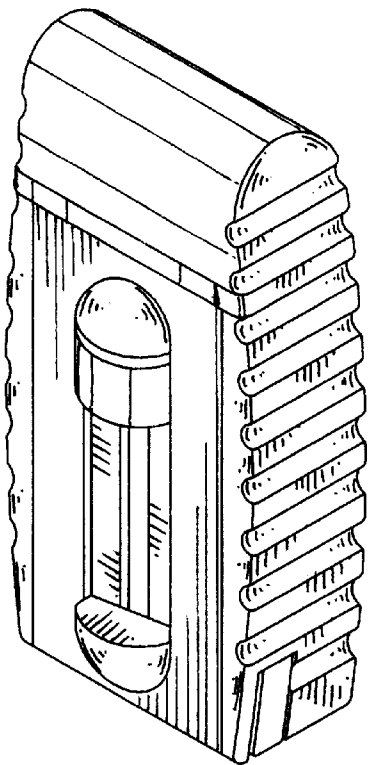


FIG. 1




FIG. 2

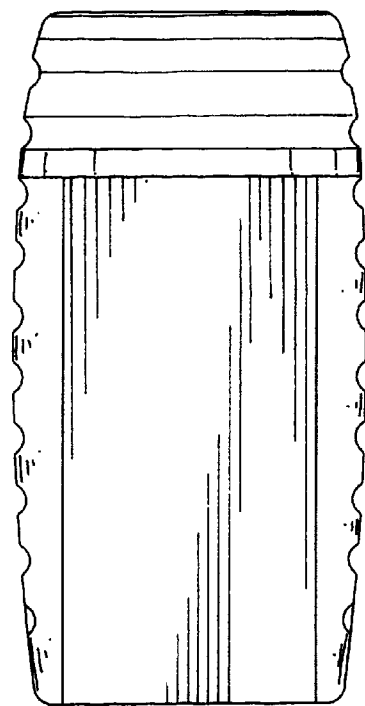


FIG. 3

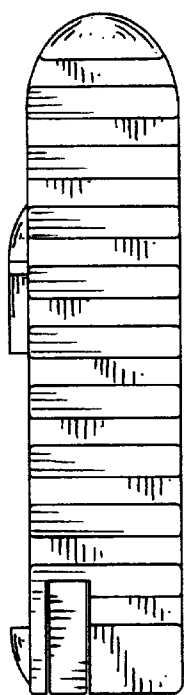


FIG. 4

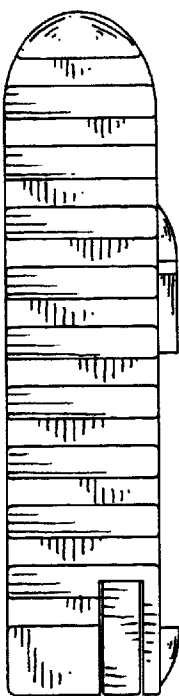


FIG. 5

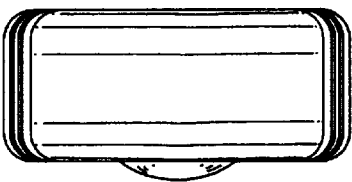


FIG. 6

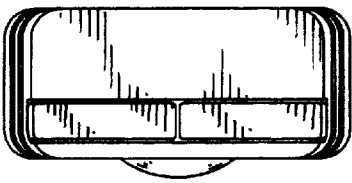


FIG. 7

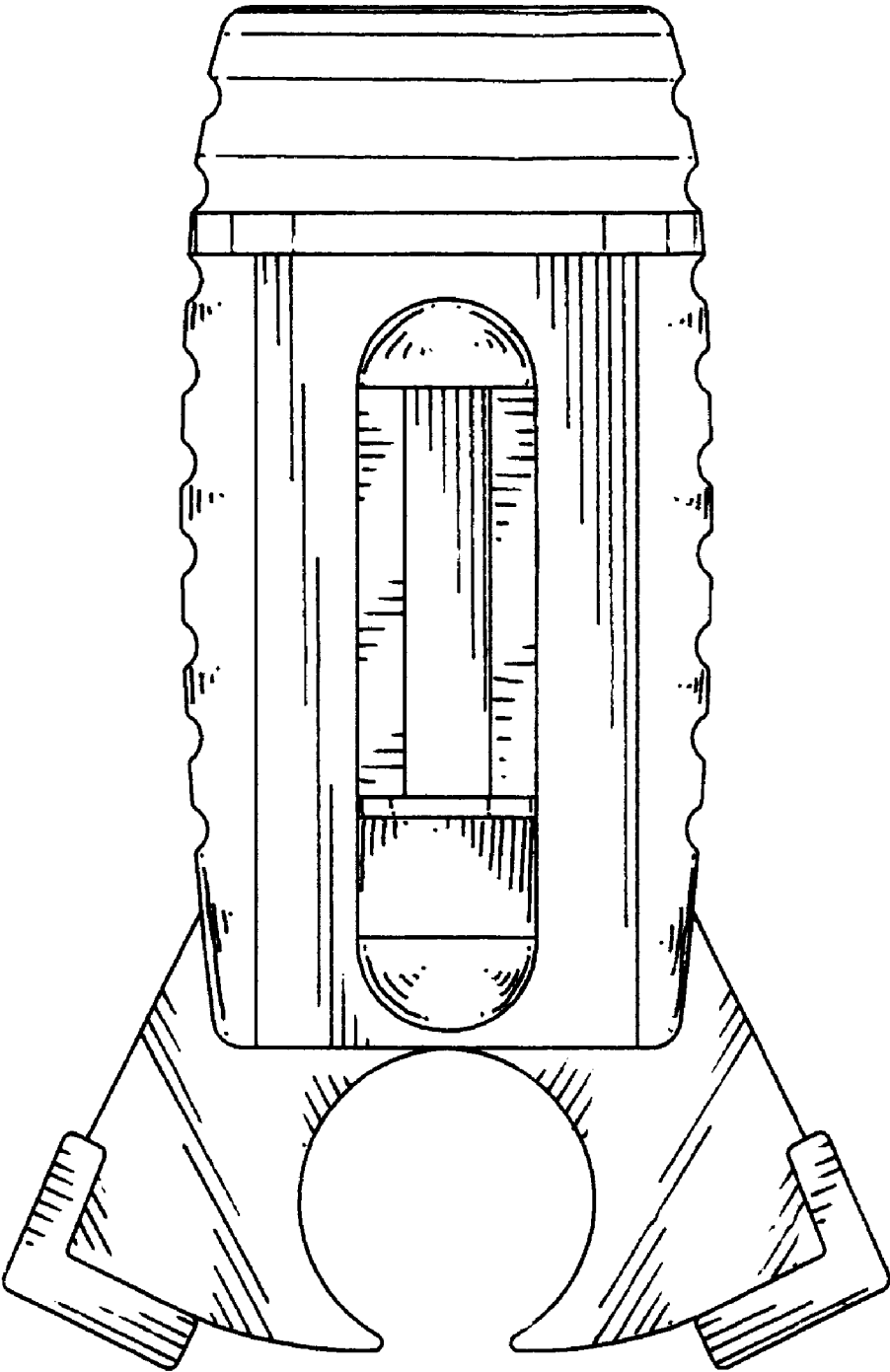


FIG. 8