



US00D729933S

(12) **United States Design Patent**
Luo et al.

(10) **Patent No.:** **US D729,933 S**

(45) **Date of Patent:** **** May 19, 2015**

(54) **VOMIT BAG HOLDER**

(71) Applicants: **Yi Cai Luo**, Changshu (CN); **Hong Liang Tian**, Changshu (CN); **Shou Qiao Wang**, Changshu (CN); **Song Yang**, Shanghai (CN)

(72) Inventors: **Yi Cai Luo**, Changshu (CN); **Hong Liang Tian**, Changshu (CN); **Shou Qiao Wang**, Changshu (CN); **Song Yang**, Shanghai (CN)

(**) Term: **14 Years**

(21) Appl. No.: **29/433,102**

(22) Filed: **Sep. 26, 2012**

(30) **Foreign Application Priority Data**

Mar. 30, 2012 (CN) 2012 3 0083764

(51) **LOC (10) Cl.** **24-04**

(52) **U.S. Cl.**
USPC **D24/128**

(58) **Field of Classification Search**
USPC D24/127-130, 112-114, 121-123, 224;
604/263, 264, 162, 268, 164.08,
604/174-180, 317; 128/DIG. 26;
4/450-460, 285; 600/573
See application file for complete search history.

(56) **References Cited**

U.S. PATENT DOCUMENTS

4,171,057 A * 10/1979 Gach D24/224
D259,511 S * 6/1981 Peterson D24/122

4,572,373 A * 2/1986 Johansson D24/121
4,610,039 A * 9/1986 Stern 4/285
4,759,086 A * 7/1988 Booth-Cox 4/452
D326,519 S * 5/1992 Drysdale D24/122
D377,091 S * 12/1996 Scott, Sr. D24/121
7,029,463 B1 * 4/2006 Estudillo 604/317
D569,970 S * 5/2008 Kammer et al. D24/123
D605,754 S * 12/2009 Nelson et al. D24/121
D612,181 S * 3/2010 Tanguay D6/524
7,947,024 B2 * 5/2011 Ramage et al. 604/317
D647,199 S * 10/2011 Kroiss D24/123
D674,482 S * 1/2013 Wurapa D24/121

* cited by examiner

Primary Examiner — David Muller

(74) *Attorney, Agent, or Firm* — Fattibene and Fattibene LLC; Paul A. Fattibene

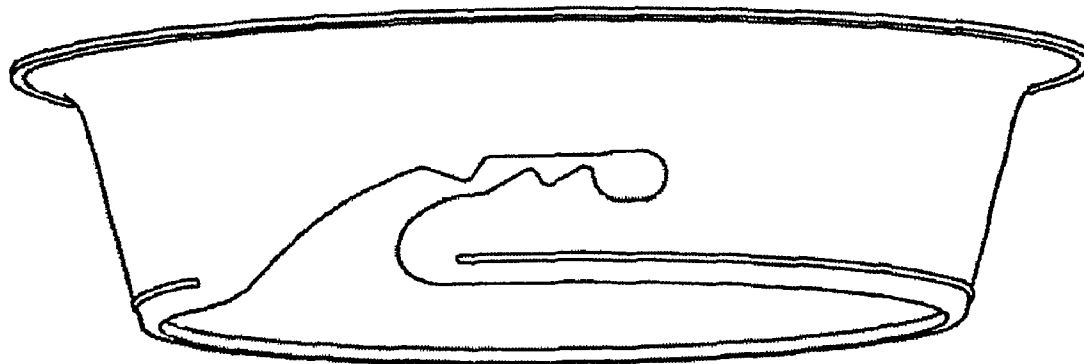
(57) **CLAIM**

The ornamental design for a vomit bag holder, as shown and described.

DESCRIPTION

FIG. 1 is a front perspective view of a vomit bag holder showing the new design;
FIG. 2 is front elevation view thereof;
FIG. 3 is a left side elevation view thereof;
FIG. 4 is a right side elevation view thereof;
FIG. 5 is a rear elevation view thereof;
FIG. 6 is a top plan view thereof; and,
FIG. 7 is a bottom plan view thereof.

1 Claim, 7 Drawing Sheets



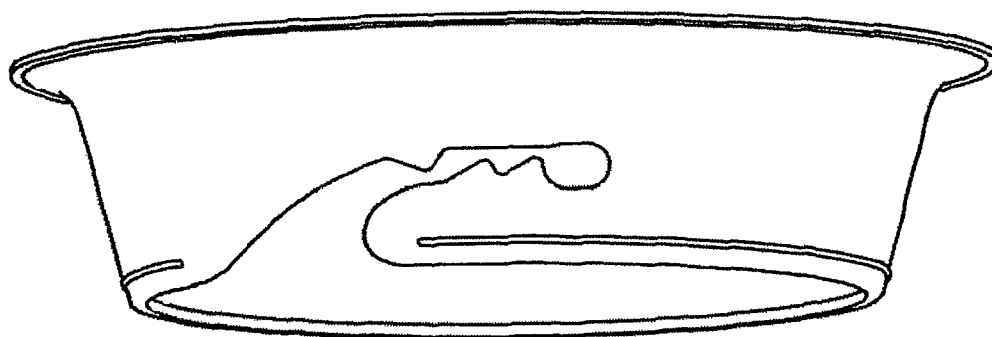


FIG. 1




FIG. 2




FIG. 3




FIG. 4




FIG. 5

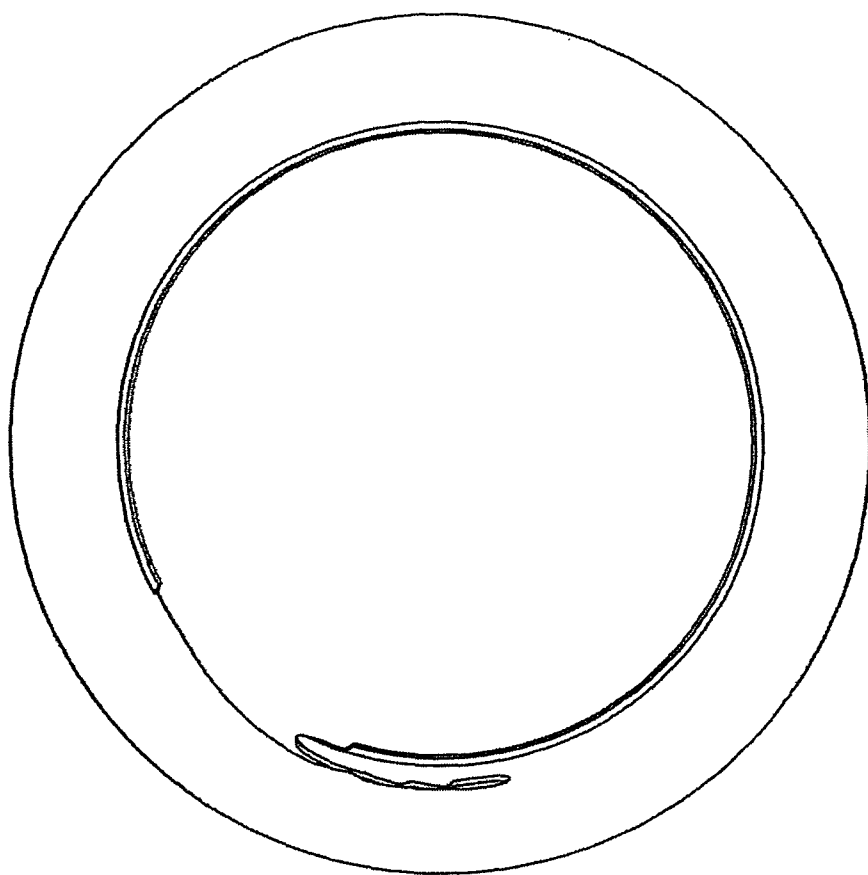


FIG. 6

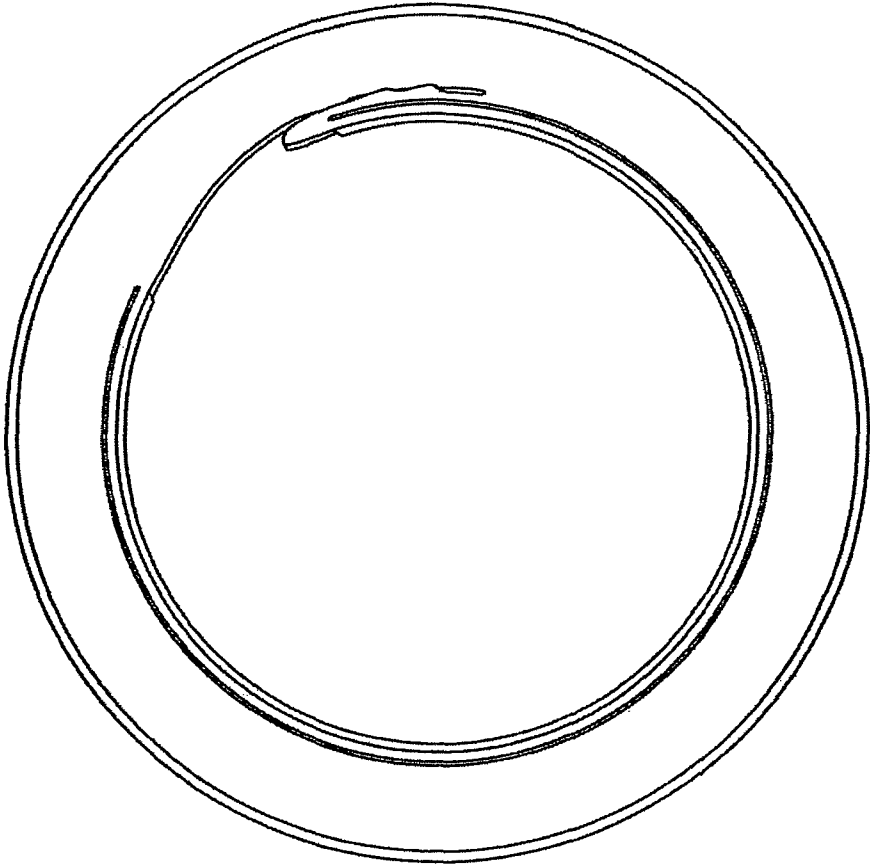


FIG. 7