



US00D511406S

(12) **United States Design Patent**
Saruhashi

(10) **Patent No.:** **US D511,406 S**

(45) **Date of Patent:** **** Nov. 15, 2005**

(54) **CONFECTIONERY**

(75) **Inventor:** **Nozomu Saruhashi, Osaka (JP)**

(73) **Assignee:** **Nova Co., Ltd. (JP)**

(**) **Term:** **14 Years**

(21) **Appl. No.:** **29/201,651**

(22) **Filed:** **Mar. 17, 2004**

(30) **Foreign Application Priority Data**

Sep. 18, 2003 (JP) 2003-27214

(51) **LOC (8) Cl.** **01-01**

(52) **U.S. Cl.** **D1/110; D1/106; D21/655**

(58) **Field of Search** **D1/110, 107, 106, D1/127; 426/104, 283; D21/655, 584-585, 576-577, 604, 595, 590; 446/97-98, 268, 369; D11/48, 82, 100, 127**

(56) **References Cited**

U.S. PATENT DOCUMENTS

D123,066 S * 10/1940 Reeder D21/655
D220,330 S * 3/1971 Tripp D24/102

D223,891 S * 6/1972 Cammelot et al. D1/110
D288,705 S * 3/1987 Shaffer et al. D21/655
D318,748 S * 8/1991 Alpers et al. D1/110

* cited by examiner

Primary Examiner—Pamela Burgess

(74) *Attorney, Agent, or Firm*—Kusner & Jaffe


(57) **CLAIM**

The ornamental design for a confectionery, as shown and described.

DESCRIPTION

FIG. 1 is an enlarged top perspective view of a confectionery showing my new design; FIG. 2 is a front view thereof; FIG. 3 is a rear view thereof; FIG. 4 is a left-side view thereof; FIG. 5 is a right-side view thereof; FIG. 6 is a top view thereof; FIG. 7 is a bottom view thereof; FIG. 8 is a top rear perspective view thereof; and, FIG. 9 is cross-sectional view thereof, taken along line 9—9 of FIG. 6.

1 Claim, 3 Drawing Sheets



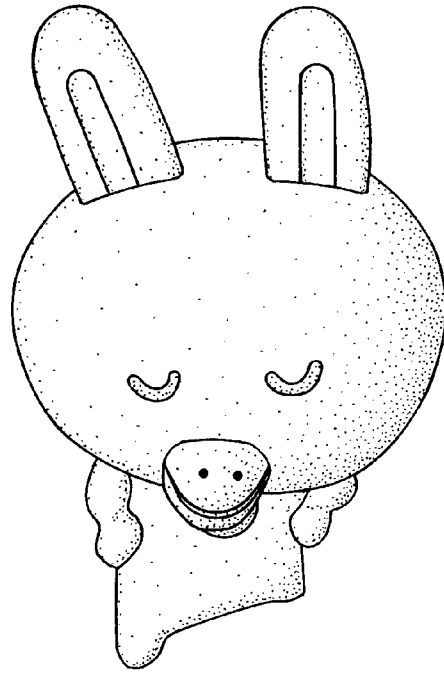


FIG. 1




FIG. 2

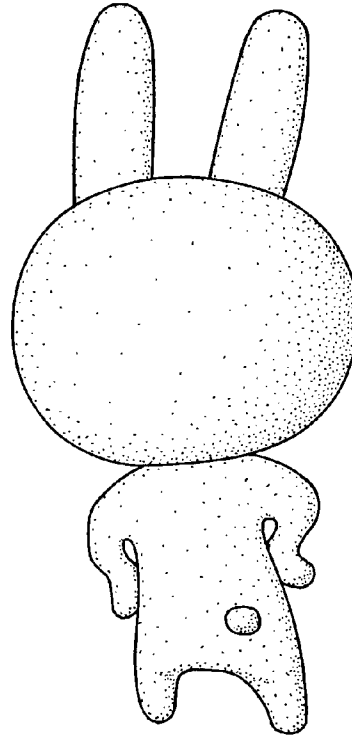


FIG. 3

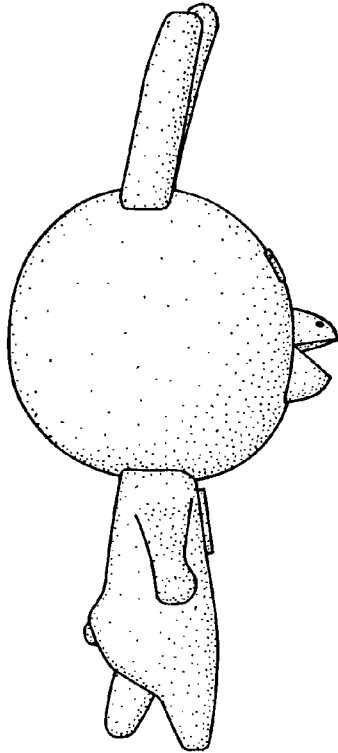


FIG. 4

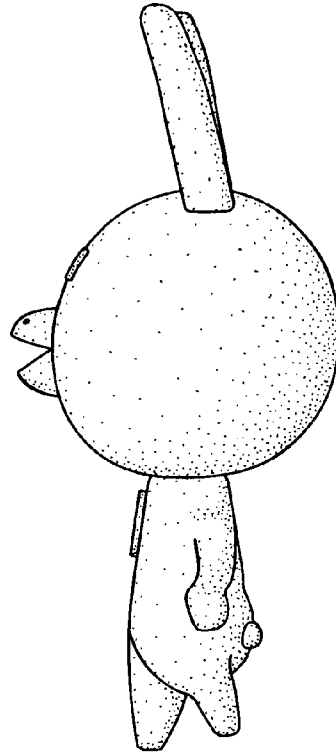


FIG. 5

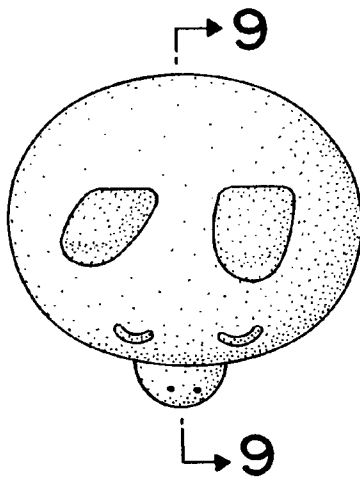


FIG. 6

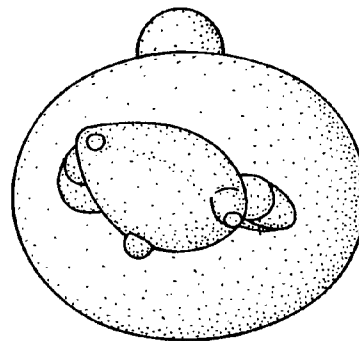


FIG. 7

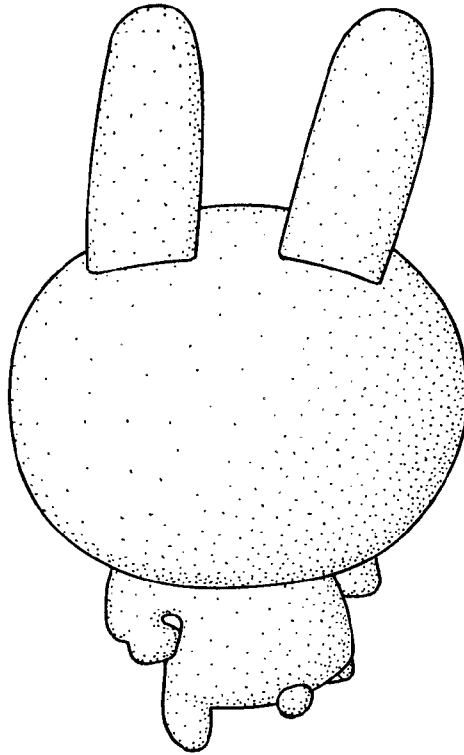


FIG. 8

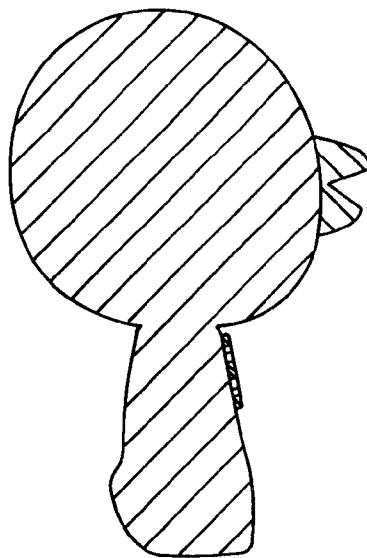


FIG. 9