



US00D995979S

(12) **United States Design Patent**
Sayadian et al.

(10) **Patent No.:** **US D995,979 S**

(45) **Date of Patent:** **** Aug. 22, 2023**

(54) **PIZZA DOUGH**

(71) Applicant: **Alkim SRL**, La Louvière (BE)

(72) Inventors: **Alèn Sayadian**, La Louvière (BE);
Thomas Albanese, Elouges (BE)

(**) Term: **15 Years**

(21) Appl. No.: **35/515,086**

(22) Filed: **Aug. 13, 2022**

(80) **Hague Agreement Data**

Int. Filing Date: **Aug. 13, 2022**

Int. Reg. No.: **DM/223090**

Int. Reg. Date: **Aug. 13, 2022**

Int. Reg. Pub. Date: **Sep. 9, 2022**

(51) **LOC (14) Cl.** **01-01**

(52) **U.S. Cl.**

USPC **D1/129**

(58) **Field of Classification Search**

USPC D1/100–130, 199; 426/94, 104, 138,
426/143, 144, 274, 283, 303, 391, 512,
426/514, 518, 549; D6/597, 601;
D7/675, 560, 566, 568, 602, 628;
D24/101–104; D28/8.1, 8.2; D21/801,
D21/803, 808, 809; 441/40, 80, 129–132
CPC A23L 1/0067; A23L 1/005; A23L 1/0052;
A23L 1/217; A23G 9/48; A23G 3/54;
A23V 2002/00

See application file for complete search history.

(56) **References Cited**

U.S. PATENT DOCUMENTS

D197,564 S *	2/1964	Ruderian	D21/372
D223,326 S *	4/1972	Duvall	D1/120
D315,435 S *	3/1991	Kirkpatrick	D1/127
D325,804 S *	5/1992	Meyers, Jr.	D1/126
D335,944 S *	6/1993	Knowles	D1/199
D345,207 S *	3/1994	Bennell	D24/104
D364,453 S *	11/1995	Schurig	D24/104
6,610,344 B2 *	8/2003	Bell	B30B 11/14 426/138
D659,346 S *	5/2012	Augis	D1/129
D661,047 S *	6/2012	Leleniak	D1/106
D744,094 S *	11/2015	Desai	D24/129
D822,322 S *	7/2018	Gagliardi	D1/126
D891,728 S *	8/2020	Rana	D1/126

* cited by examiner

Primary Examiner — Katie Jane Stofko


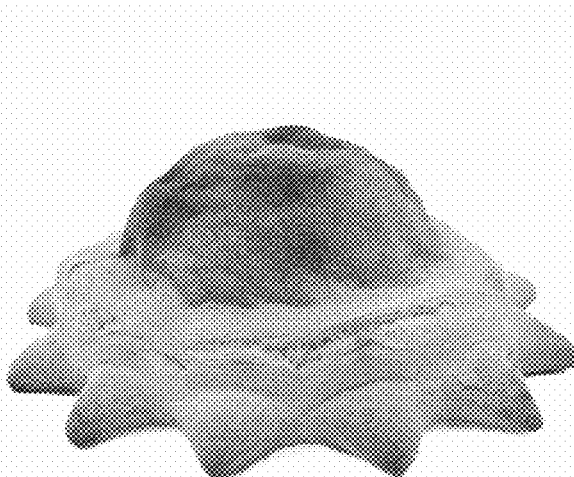
(57) **CLAIM**

The ornamental design for a pizza dough, as shown and described.


DESCRIPTION

1. Pizza dough
Figure 1.1 is a top perspective view of a pizza dough showing our new design;
Figure 1.2 is a bottom perspective view thereof;
Figure 1.3 is another top perspective view thereof;
Figure 1.4 is a top plan view thereof;
Figure 1.5 is a partial enlarged view thereof;
Figure 1.6 is a bottom plan view thereof; and
Figure 1.7 is another top perspective view thereof.


1 Claim, 7 Drawing Sheets




1.1




1.2



1.3



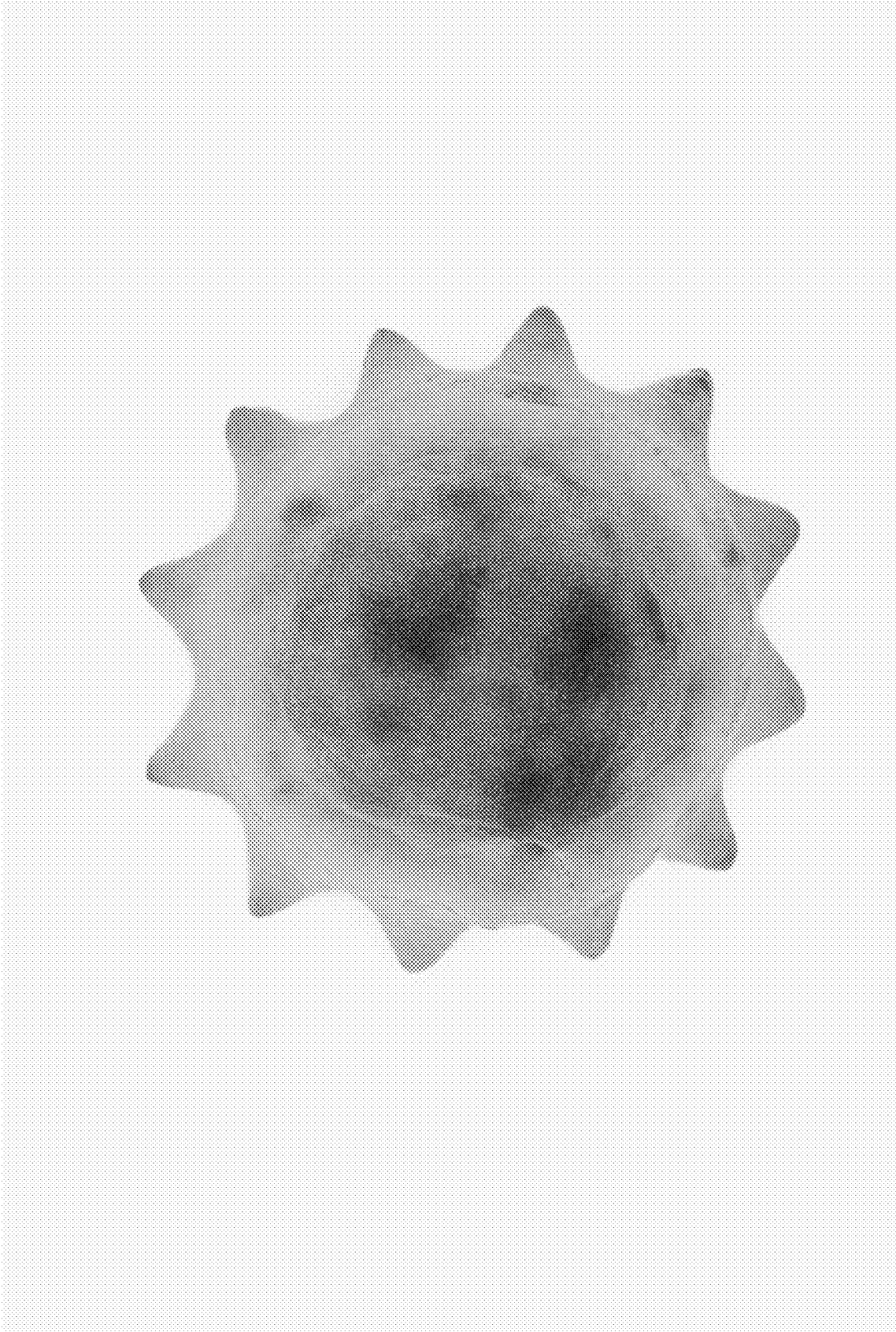
1.4



1.5



1.6



1.7

