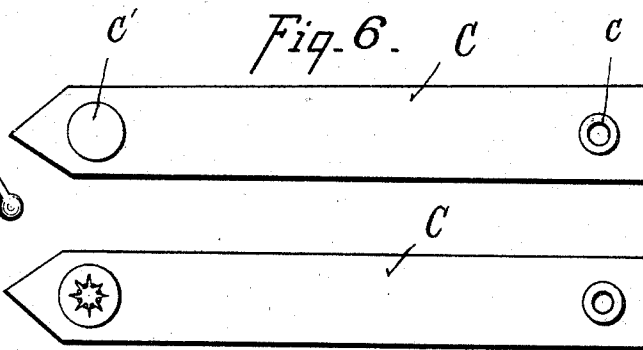
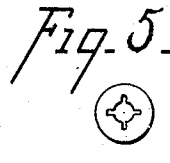
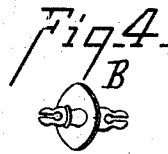

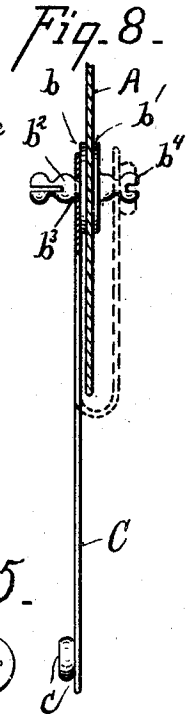
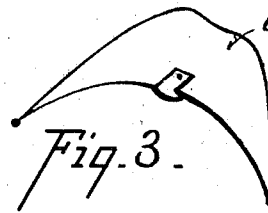
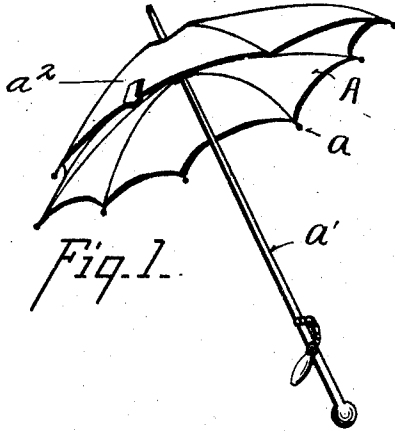


Z. F. DUNLAP.
UMBRELLA.

APPLICATION FILED AUG. 14, 1908.

928,113.

Patented July 13, 1909.



Z. F. Dunlap Inventor

Witnesses
Anthony Dunlap
Adeline L. Dunlap

By *Walter H. Murray*
Attorney

UNITED STATES PATENT OFFICE.

ZOE FLEMING DUNLAP, OF CINCINNATI, OHIO.

UMBRELLA.

No. 928,113.

Specification of Letters Patent.

Patented July 13, 1909.

Application filed August 14, 1908. Serial No. 448,520.

To all whom it may concern:

Be it known that I, ZOE FLEMING DUNLAP, a citizen of the United States of America, and resident of Cincinnati, county of Hamilton, State of Ohio, have invented certain new and useful Improvements in Umbrellas, of which the following is a specification.

The object of my invention is an umbrella in which the strap is inconspicuous when the umbrella is unfolded, or open. This object is attained by the means described in the specification, and illustrated in the drawings, in which,

Figure 1 is a perspective view of an umbrella embodying my invention. Fig. 2 is a similar view of an umbrella showing the old form of strap. Fig. 3 is a detail perspective view of the panel of the cover to which the strap is secured in an umbrella embodying my invention. Fig. 4 is a perspective view of the double stud employed in conjunction with my strap. Fig. 5 is a plan view of the socket secured to the end of the strap. Figs. 6 and 7 are respectively front and rear elevations of the strap. Fig. 8 is a detail sectional view taken through the cover, the double stud and the strap.

Referring to the parts: The cover, A, ribs, a, handle, a', and the means of connecting these parts are of ordinary construction, and need not, therefore, be particularly described. Near the edge of one of the panels, a², of the cover is secured a double split stud, B, which has disks, b, b', between which the cover, A, is clamped. Disk, b, carries a split stud, b², which has adjacent to the disk, a groove, b³. Disk, b', has secured to it a split stud, b⁴. I have described a particular form of double stud, but other forms of double clamps might be used to perform the function, and I do not wish to be confined to the details of this construction.

Strap, C, has at one end an eyelet, c, and at the other end a spring socket, c'. Eyelet, c, is placed over the split stud, b², and pressed into the groove, b³. The stud, b², being split, will yield sufficiently to permit the eyelet's passing in to register with the groove, b³, so that the strap may be rotated around the stud, but will be retained thereon. Socket, c', is adapted to engage either the head of stud, b², or that of stud, b⁴.

When the umbrella is folded, strap, C, passes around the cover and engages the split stud, b², in the usual manner. When the umbrella is unfolded, socket, c', is placed in engagement with the stud, b⁴, so that the strap, C, then occupies the position shown in Fig. 1 and in dotted line, Fig. 8. In this position it is seen that the strap is neat and little liable to be caught in foreign objects, thus avoiding the various annoying features which attend a loose and flapping strap.

What I claim is:

1. In an umbrella a strap secured to the exterior of the umbrella cover and a means adapted to engage the end of the strap, said means being secured to the interior of the umbrella cover.

2. In an umbrella the combination of a strap secured to the exterior of the umbrella cover, a double clamp secured to the cover adjacent to the fixed end of the strap, one member of the clamp being located upon the exterior and the other member thereof being located upon the interior of the umbrella cover and both members thereof being adapted to engage the end of the strap.

3. In an umbrella the combination of a strap secured to the umbrella cover, a socket carried at the end of the strap, a double split stud secured to the cover adjacent to the fixed end of the strap, one member of the stud being upon the exterior and the other member of the stud being upon the interior of the cover, and both members of the stud being adapted to fit into the socket carried by the strap.

4. In an umbrella the combination of a double split stud secured to the cover, one member of the stud standing upon the exterior and the other member of the stud standing upon the interior of the cover, the external member having a groove adjacent to the cover, a strap, an eyelet at one end of the strap and a socket upon the other end of the strap, the eyelet being journaled in said groove and the socket being adapted to engage either one of the studs.

ZOE FLEMING DUNLAP.

Witnesses:

WALTER F. MURRAY,
AGNES McCORMACK.