

Nov. 12, 1929.

D. SACKS ET AL

1,735,657

TROUSERS

Filed June 15, 1928

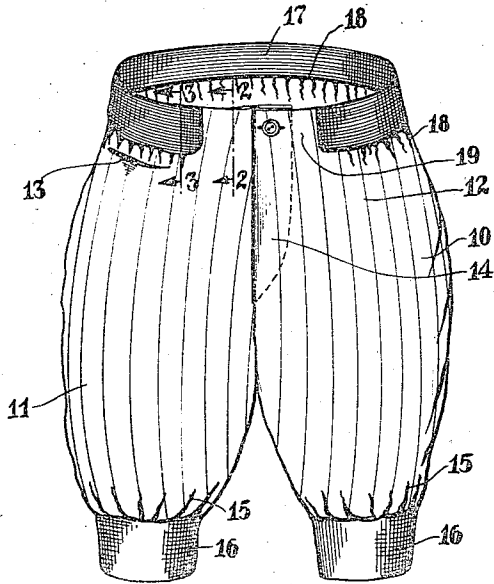


Fig. 1.

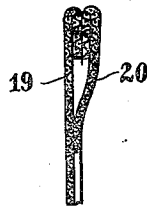


Fig. 2.

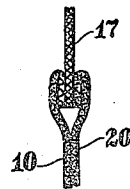


Fig. 3.

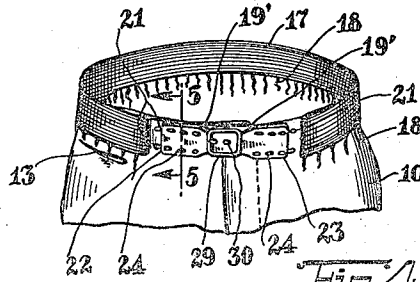


Fig. 4.

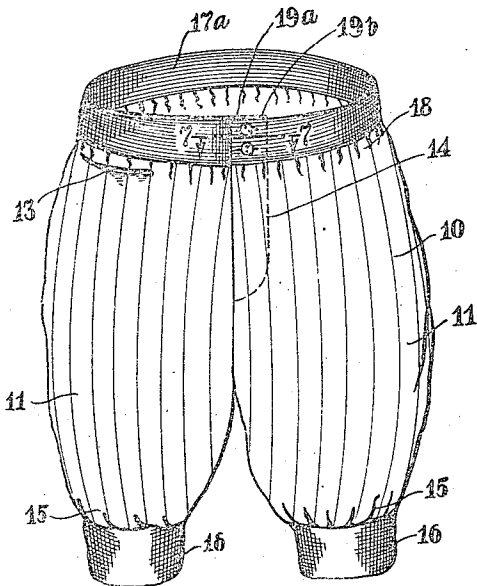


Fig. 5.

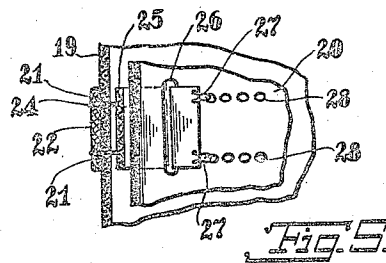


Fig. 6.

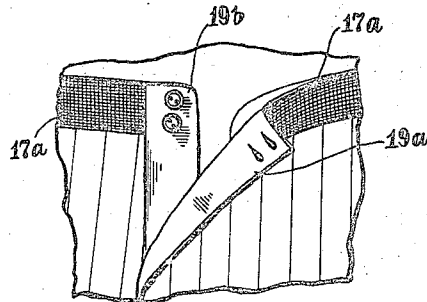


Fig. 7.

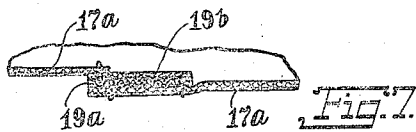


Fig. 8.

INVENTORS
 David Sacks
 Morris Goldberg
 BY *Voltaire P. Polakoff*
 ATTORNEY

UNITED STATES PATENT OFFICE

DAVID SACKS, OF BROOKLYN, AND MORRIS GOLDBERG, OF NEW YORK, N. Y.

TROUSERS

Application filed June 15, 1926. Serial No. 285,583.

This invention relates generally to knickers, trousers or the like, and has more particular reference to a novel belt construction therefor.

5 The invention has for an object the provision of a device of the class mentioned which is of simple durable construction, desirable and efficient in action, and which can be manufactured and sold at a reasonable cost.

10 The invention proposes the use of extensions positioned at the fronts of knickers and on opposite sides of the fly of the knickers, and secured to the transverse edges of an elastic strap partially encircling the top of the
15 knickers and secured to the knickers on one longitudinal edge. One of the features provided by these extensions is that the fly of the knickers is constructed entirely of the material of the knickers, and at the same time
20 the extensions serve to bridge the gap left by the partially encircling elastic strap so that the strap acts as a complete unit. A second feature provided by these extensions is that they form standards to which leather strap
25 pieces with joining buckles may be secured, for drawing together purposes so as to increase the holding pressure exerted upon a wearer by the elastic strap. These leather strap pieces may be adjustably secured in
30 place for providing a relative lengthening or shortening thereof.

For further comprehension of the invention, and of the objects and advantages thereof, reference will be had to the following
35 description and accompanying drawings, and to the appended claims in which the various novel features of the invention are more particularly set forth.

In the accompanying drawing, forming a
40 material part of this disclosure:

Fig. 1 is a perspective view of a pair of knickers constructed according to this invention.

45 Fig. 2 is a fragmentary vertical sectional view thereof, taken on the line 2—2 of Fig. 1.

Fig. 3 is a fragmentary vertical sectional view thereof, taken on the line 3—3 of Fig. 1.

50 Fig. 4 is a fragmentary perspective view of a pair of knickers constructed according to a modified form of the invention.

Fig. 5 is a fragmentary vertical sectional perspective view, taken on the line 5—5 of Fig. 4.

Fig. 6 is a perspective view of a pair of knickers constructed according to a further
55 modified form of the invention.

Fig. 7 is a fragmentary horizontal sectional view, taken on the line 7—7 of Fig. 6.

Fig. 8 is a fragmentary perspective view of the knickers shown in Fig. 6 the fly open.
60

The reference numeral 10 indicates generally a pair of knickers of any design or construction, and provided with leg portions 11, a waist portion 12, a pocket 13, and a fly 14.
65 The bottoms of the leg portions 11 are gathered as at 15 and elastic bands 16 are secured to these gathered ends. These elastic bands preferably consist of gathered cloth material of the same design as the knickers, or cloth
70 material with a design harmonized with the material of the knickers and rubber bands woven into these materials.

A similar constructed elastic strap 17 is attached along its bottom longitudinal edge to the top of the knickers which are here gathered
75 as indicated by numeral 18, and nearly completely encircles the knickers except for a small portion at the front. Extensions 19 preferably integral with the material of the knickers are located at the front and on
80 opposite sides of the fly 14 and have one of their ends secured to the transverse edges of the strap 17. The other ends of these extensions join in with the fly 14.

85 The knickers 10 were previously described as being of any design or construction, and as is common present day practice they usually have a complete or partial lining. Fig. 2 of the drawing shows such a lining indicated by numeral 20 attached to the rear side
90 of the extensions 19. In Fig. 3 the lining 20 is shown behind the front material of the knickers 10, but not behind the strap 17.

In Figs. 4 and 5, the extensions 19 are formed with longitudinal slots 21 and strap
95 pieces 22, 23 are secured by stitches 24 extending thru the slots to straps 25 disposed between the front material of the extensions 19 and the linings 20. The straps 25 extend thru slots 26 in the lining 20 and on their free
100

ends have hooks 27 engageable with eyes 28 secured on the rear of the lining 20 for changing the relative position of the strap pieces 22 and 23. The strap piece 23 has a buckle 29 engageable with apertures 30 in the piece 22. Normally a proper tension upon a wearer's waist line may be obtained by the joining of the strap pieces 22, 23 by the buckle, but for an exceptional adjustment, the position of the straps 25 may be changed by engaging the hooks 27 upon different eyes 28.

In Figs. 6, 7 and 8 a modified form of the knickers has been illustrated in which an elastic strap 17^a extends completely around the top of the knickers, and has one end secured on the top of fly extension 19^a and its other end on the rear of a complementary fly extension 19^b. The arrangement provides similar features to the first described device, as for example the extensions 19^a and 19^b serve to bridge the gap left by the ends of the strap 17^a which are free so that the strap may act as a complete unit.

While we have shown and described to preferred embodiment of our invention, it is to be understood that we do not limit ourselves to the precise construction herein disclosed and the right is reserved to all changes and modifications coming within the scope of the invention as defined in the appended claims.

Having thus described our invention what we claim as new and desire to secure by United States Letters Patent is:

1. In trousers of the class described, cloth extensions terminating at the top of the trousers and positioned on opposite sides of the fly of said trousers, and formed with longitudinal slots, strips secured by stitches extending thru said slots onto straps disposed behind the cloth extensions, a lining arranged on the rear of the cloth extensions and covering the said straps, and formed with slots thru which the outer ends of the straps extend, and means for holding the straps in adjusted positions.

2. In trousers of the class described, cloth extensions terminating at the top of the trousers and positioned on opposite sides of the fly of said trousers, and formed with longitudinal slots, strips positioned on the outer side of the cloth extensions and attached thru the said longitudinal slots with straps disposed behind the cloth extensions, a lining arranged on the rear of the cloth extensions and covering the said straps, and formed with slots thru which the outer ends of the straps extend, and means for holding the straps in adjusted positions.

In testimony whereof we have affixed our signatures.

DAVID SACKS.
MORRIS GOLDBERG.