



US00D703107S

(12) **United States Design Patent**
Moller

(10) **Patent No.:** **US D703,107 S**

(45) **Date of Patent:** **** Apr. 22, 2014**

(54) **PART FOR A WHEEL CHAIR**
(75) Inventor: **Flemming Moller**, Horsens (DK)
(73) Assignee: **R82 A/S** (DK)

7,201,438 B2 * 4/2007 Reinsch et al. 297/61
D560,563 S 1/2008 Fransson et al.
7,484,740 B2 2/2009 Miller
D653,591 S * 2/2012 Horvath et al. D12/128
2007/0034243 A1 2/2007 Miller

(**) Term: **14 Years**

(21) Appl. No.: **29/408,465**

(22) Filed: **Dec. 13, 2011**

(30) **Foreign Application Priority Data**

Jun. 15, 2011 (EM) 001877820

(51) **LOC (10) Cl.** **12-12**

(52) **U.S. Cl.**
USPC **D12/133; D12/130**

(58) **Field of Classification Search**
USPC D12/128-133; 280/62, 647-650, 29,
280/200, 47.38, 250.1, 259, 642, 658,
280/304.1; 128/99.1, 100.1, 102.1, 876,
128/877

See application file for complete search history.

(56) **References Cited**

U.S. PATENT DOCUMENTS

| | | | |
|----------------|---------|--------------------|-----------|
| 4,211,309 A | 7/1980 | Ruggiero | |
| 4,341,381 A | 7/1982 | Norberg | |
| D281,771 S | 12/1985 | Webb | |
| D289,507 S | 4/1987 | Danielsson | |
| 4,826,196 A * | 5/1989 | Kirkpatrick et al. | 280/650 |
| 5,380,034 A * | 1/1995 | Wilson | 280/657 |
| D360,174 S | 7/1995 | Kjell et al. | |
| D367,833 S | 3/1996 | Ahlbertz | |
| D372,890 S | 8/1996 | Ferm et al. | |
| D396,437 S | 7/1998 | Liljedahl | |
| 6,585,279 B1 * | 7/2003 | Galloway et al. | 280/304.1 |
| D503,909 S | 4/2005 | Tolfsen et al. | |
| 6,913,318 B2 * | 7/2005 | Higley et al. | 297/383 |
| D519,423 S | 4/2006 | Tolfsen | |

OTHER PUBLICATIONS

U.S. Appl. No. 29/408,446, filed Dec. 13, 2011, Skafdrup et al.
U.S. Appl. No. 29/408,456, filed Dec. 13, 2011, Birk.
"Buffalo standing frame (highlights)," R82 A/S, date unknown, 1 page.
"GLF skalstol," R82 A/S, date unknown, 1 page.
Image of Nandu seat, R82 A/S, date unknown, 1 page.
Notice of Allowance for U.S. Appl. No. 29/408,446 mailed Aug. 2, 2013, 10 pages.
Applicant's, 3 pages.

* cited by examiner

Primary Examiner — Ian Simmons

Assistant Examiner — Charles Hanson

(74) *Attorney, Agent, or Firm* — Sheridan Ross PC

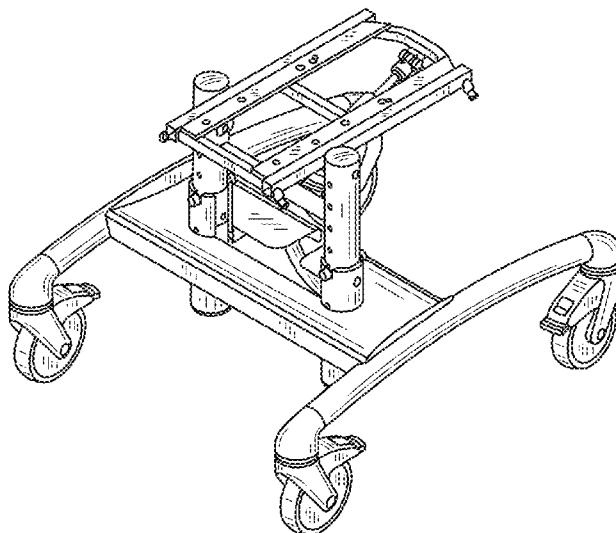
(57) **CLAIM**

The ornamental design for a part for a wheel chair, as shown and described.

DESCRIPTION

FIG. 1 is a perspective view of a part for a wheel chair, showing my new design;
FIG. 2 is a top plan view of the invention illustrated in FIG. 1;
FIG. 3 is a front elevation view of the invention illustrated in FIG. 1;
FIG. 4 is a right side elevation view of the invention illustrated in FIG. 1, a left side elevation view being the same; and,
FIG. 5 is a rear side elevation view of the invention illustrated in FIG. 1.

1 Claim, 3 Drawing Sheets



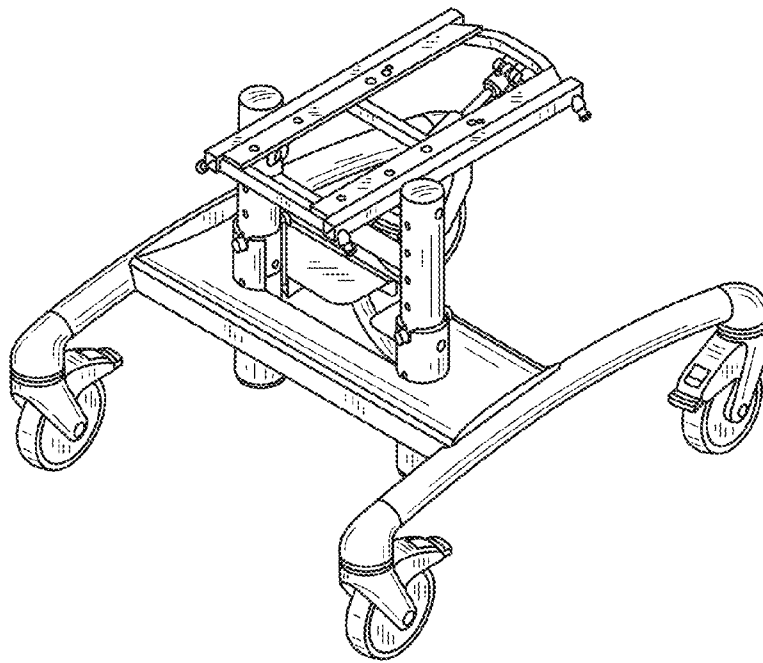


FIG.1

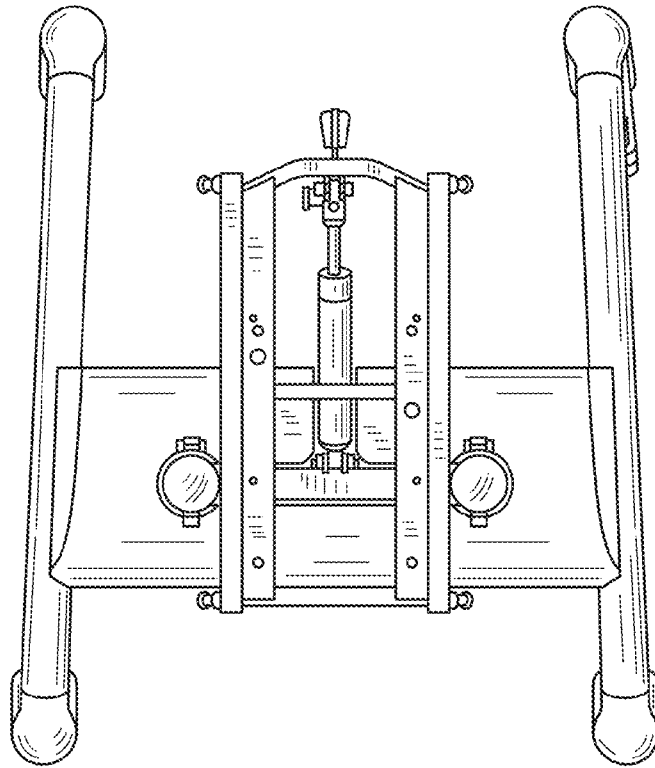


FIG. 2

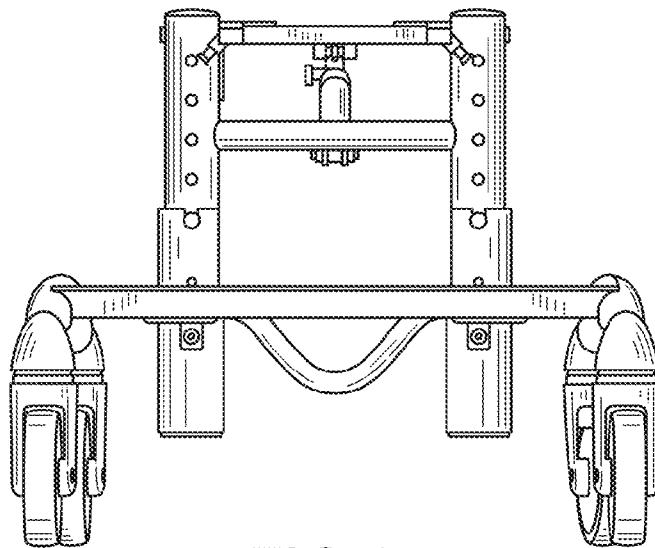


FIG. 3

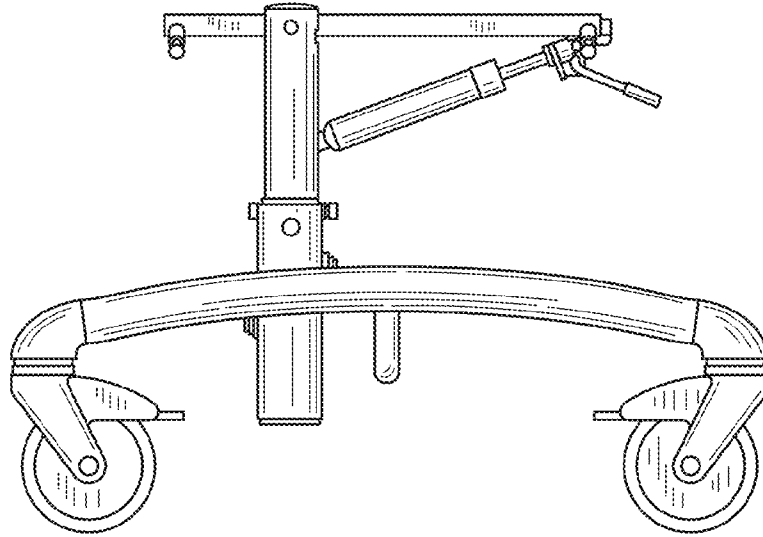


FIG. 4

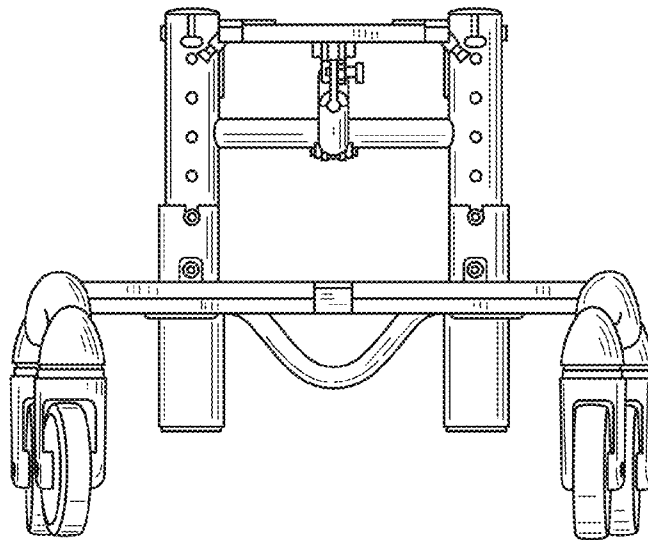


FIG. 5