No. 711,881. Patented Oct. 21, 1902.

G. B. RUBENS.

PROTECTOR FOR TRAVELING BAGS.

(Application filed Apr. 10, 1902.)

(No Model.)

Fig. 1.

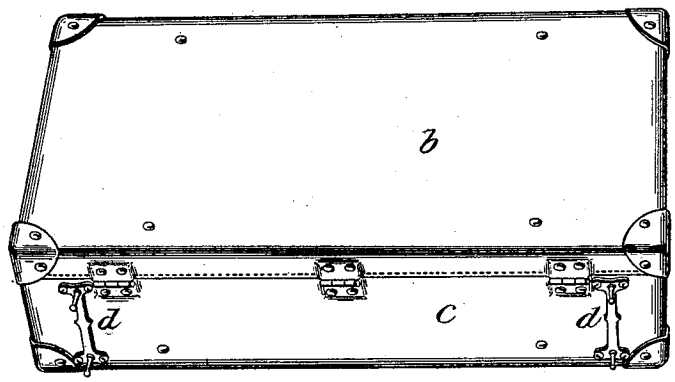

Fig. 2.

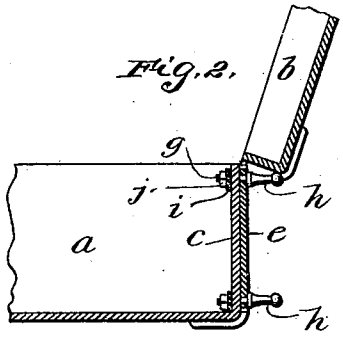

Fig. 3.



Fig. 4.

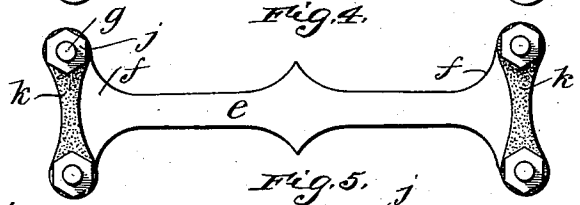

Fig. 5.

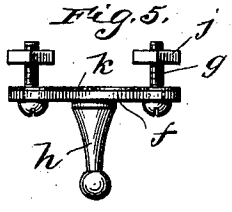

Witnesses:
Adah B. Briggs
E. C. Fincke

Inventor:
George B. Rubens
by Wm. P. Fincke
Atty

THE NORRIS PETERS CO., PHOTO-LITHO., WASHINGTON, D. C.

UNITED STATES PATENT OFFICE.

GEORGE B. RUBENS, OF INDIANAPOLIS, INDIANA.

PROTECTOR FOR TRAVELING-BAGS.

SPECIFICATION forming part of Letters Patent No. 711,881, dated October 21, 1902.

Application filed April 10, 1902. Serial No. 102,319. (No model.)

To all whom it may concern:

Be it known that I, GEORGE B. RUBENS, a citizen of the United States, residing at Indianapolis, in the county of Marion and State of Indiana, have invented a certain new and useful Improvement in Protectors for Traveling-Bags, of which the following is a full, clear, and exact description.

The object of the invention is to provide a device for attachment to traveling-bags for raising them out of contact with the earth, floors, pavements, and other surfaces, so as to preserve or protect them from abrasion and defilement, the device serving also to retain the shape of the bags by preventing sagging of their bottoms.

By the term "traveling-bags" I mean to include not only those devices commonly so-called and satchels, suit-cases, and the like, but all those receptacles usually carried by hand by travelers.

The invention comprises a plate of approximately the width of the bottom of the bag, applicable one at each end to such bottom and having feet projecting therefrom, so that the bag when placed upright upon the earth or other surface has the feet interposed between its bottom and such surface, and thereby is lifted above that surface free of abrasion and defilement by contact therewith. This device performs in addition the functions of stiffening the bottom of the bag to resist its sagging, and, further, its use upon suit-cases and the like affords a support for the cover when open and guards the corner-covers.

In the accompanying drawings, illustrating my invention, in the several figures of which like parts are similarly designated, Figure 1 is a perspective view showing the protectors applied to a closed suit-case. Fig. 2 is a cross-section of the hinge end, showing the cover or top open and resting upon the feet. Fig. 3 is a bottom plan view of the device detached. Fig. 4 is a top plan view. Fig. 5 is a side elevation.

A description of the application of my protector to a suit-case, as shown in Figs. 1 and 2, will suffice to indicate its construction and operation. The suit-case includes a body portion *a*, a cover *b*, hinged thereto and of less depth than the body, as usual, and the bottom *c*, to which last the protectors *d* are applied, one near each end and transversely thereof. Each protector comprises a base-plate *e* of any approved shape or design, at each end of which is a cross-piece *f*, perforated for the passage of fastening devices, such as screw-bolts *g*, and having a foot *h* of such length as to raise the bottom of the case above the surface upon which it may be placed and so prevent the abrasion and defilement thereof. The feet may be applied to the plate itself and the cross-pieces omitted and other means used to receive the fastenings. The fastening devices, if screw-bolts, are passed through the cross-pieces and the bottom of the case and secured by individual washers *i* and nuts *j*, as shown in Fig. 2, or the washers may be replaced by washer-plates *k*, Figs. 4 and 5. Any other suitable fastenings may be used.

The provision of the plates *e* serves to reinforce the bottom and prevent sagging or bulging to a very marked extent; but they may be dispensed with and the feet applied otherwise.

Not only do the feet serve the purpose of protectors, as described; but when the case is laid on its side and opened, as in Fig. 2, they serve as supports for the cover, and so relieve the hinges of some strains. Moreover, they constitute a firm support for sustaining the case or bag upright, and they also guard or protect the corner-coverings and hinges from undue wear and defacement.

These protectors may be made of metal and as castings, although, as indicated in Fig. 2, the feet may be screwed or riveted into the plate.

The foregoing and other modifications of the device I mean to include as within the claims herein made.

What I claim is—

1. A traveling-bag protector, comprising a base-plate adapted to extend crosswise of the bag, cross-pieces at its ends adapted to receive fastening devices, and feet projecting from said cross-pieces, substantially as described.

2. A dress-suit case, having a body portion, a cover hinged thereto, and a bottom, combined with protectors comprising base-plates arranged transversely of the bottom and in-

dependent of the hinges, means whereby said base-plates may be secured to said bottom, and feet projecting from said plates at opposite ends thereof and at opposite sides of the bottom of the case, substantially as described.

3. A traveling-bag protector, comprising essentially a base-plate of approximately the width of the bottom of the bag, having cross-pieces at its ends perforated for the passage of devices for fastening the protector to the bag, and also having feet projecting from its opposite ends, combined with the bag, to the bottom of which said base-plate is applied, and fastening devices for uniting the plate and the bottom of the bag, substantially as described.

In testimony whereof I have hereunto set my hand this 7th day of April, A. D. 1902.

GEORGE B. RUBENS.

Witnesses:

EDWARD K. CHAPMAN,

ARAL LEE CHAPMAN.