



US00D554461S

(12) **United States Design Patent**
Kokawa et al.

(10) **Patent No.:** **US D554,461 S**

(45) **Date of Patent:** **** Nov. 6, 2007**

(54) **PORTABLE ELECTRIC DRIVER**

(75) Inventors: **Kiyozumi Kokawa**, Anjo (JP); **Miyabi Ito**, Anjo (JP); **Hidenori Nagasaka**, Anjo (JP)

(73) Assignee: **Makita Corporation**, Anjo (JP)

(**) Term: **14 Years**

(21) Appl. No.: **29/270,510**

(22) Filed: **Dec. 27, 2006**

(30) **Foreign Application Priority Data**

Jul. 3, 2006 (JP) 2006-017429

(51) **LOC (8) Cl.** **08-04**

(52) **U.S. Cl.** **D8/61**

(58) **Field of Classification Search** D8/61,
D8/62, 68, 83, 70, 107, 80; 81/57.11, 57.13,
81/57.14, 57.26, 57.29, 57.39, 57.42, 63.1,
81/429, 464, 467, 469, 470, 473; 173/168,
173/169, 170, 176, 177, 178, 181, 216, 217;
73/862.21; 310/50

See application file for complete search history.

(56) **References Cited**

U.S. PATENT DOCUMENTS

4,522,270 A * 6/1985 Kishi 173/217
D303,205 S * 9/1989 Gierke et al. D8/61
D304,543 S * 11/1989 Somers et al. D8/61
D308,622 S * 6/1990 Fushiya et al. D8/61
5,251,706 A * 10/1993 Evans 173/29
D380,658 S * 7/1997 Bruno et al. D8/61
D391,820 S * 3/1998 Bunyea D8/61
D418,729 S * 1/2000 Snider D8/61
D423,897 S * 5/2000 Cooper D8/61
D433,904 S * 11/2000 Heinrichs et al. D8/61
6,364,033 B1 * 4/2002 Hung et al. 173/217
D466,776 S * 12/2002 Hsiao D8/62

D467,146 S * 12/2002 Chunn et al. D8/61
D470,374 S * 2/2003 Murray D8/61
D472,439 S * 4/2003 Chunn et al. D8/61
D472,779 S * 4/2003 Chunn et al. D8/61
D474,086 S * 5/2003 Heun D8/61
D476,542 S * 7/2003 Chunn et al. D8/61
D484,382 S * 12/2003 Su D8/68
D487,383 S * 3/2004 Ng D8/61
D491,031 S * 6/2004 Davis et al. D8/61
6,817,424 B1 * 11/2004 Su et al. 173/217
D502,071 S 2/2005 Snider
D526,550 S 8/2006 Aglassinger
D526,872 S * 8/2006 Snider D8/68
2003/0015066 A1 * 1/2003 Chao 81/57.26

FOREIGN PATENT DOCUMENTS

JP S 1269272 4/2006

* cited by examiner

Primary Examiner—Cathron C. Brooks

Assistant Examiner—Austin Murphy

(74) *Attorney, Agent, or Firm*—Oliff & Berridge, PLC

(57) **CLAIM**

The ornamental design for a portable electric driver, as shown and described.

DESCRIPTION

FIG. 1 is a perspective view of top, front and left side of a portable electric driver showing our new design;

FIG. 2 is a front view thereof;

FIG. 3 is a rear view thereof;

FIG. 4 is a left side view thereof;

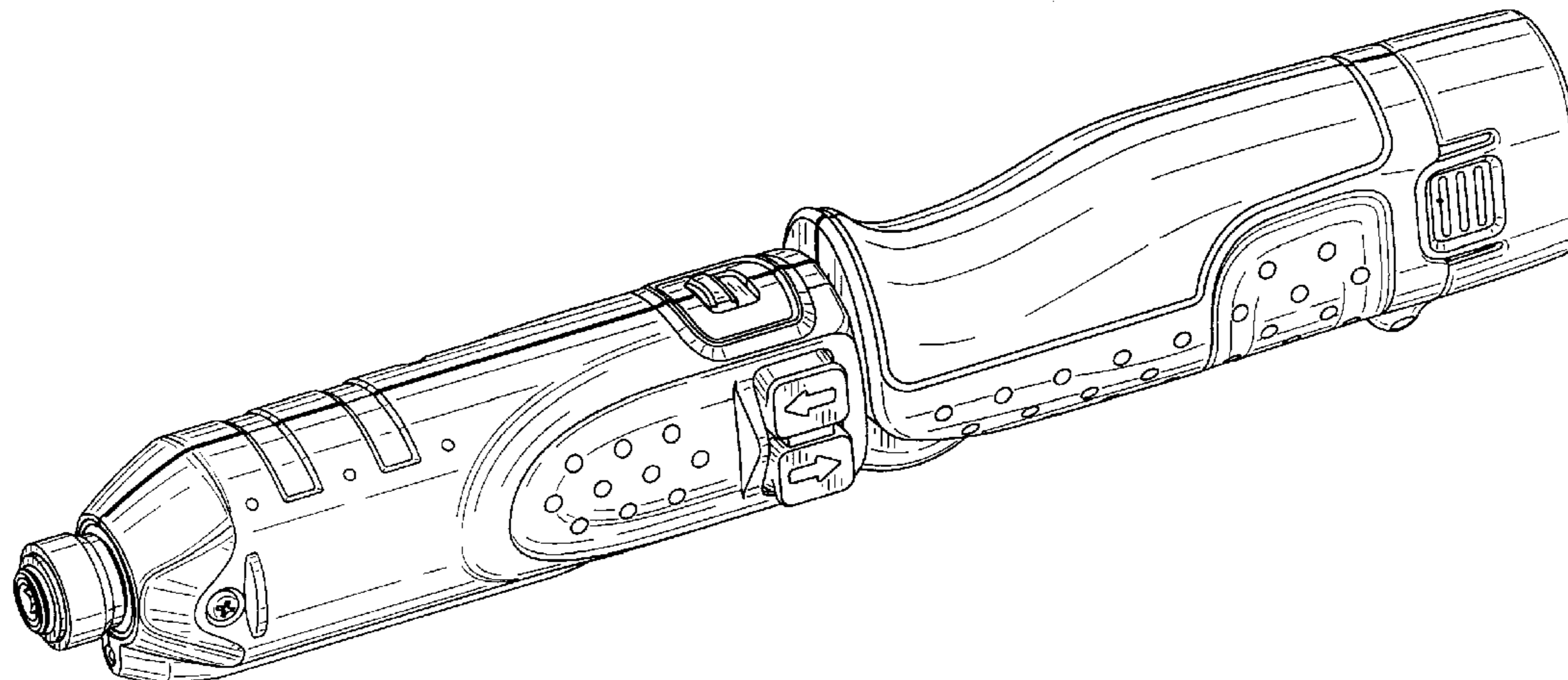
FIG. 5 is a right side view thereof;

FIG. 6 is a top plan view thereof;

FIG. 7 is a bottom view thereof; and,

FIG. 8 is a perspective reference view in the folded position.

1 Claim, 5 Drawing Sheets






FIG. 1

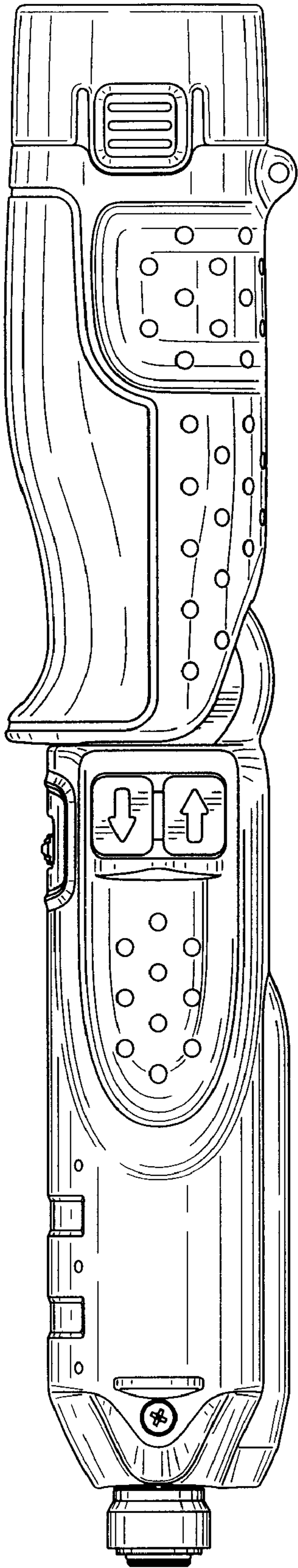


FIG. 2

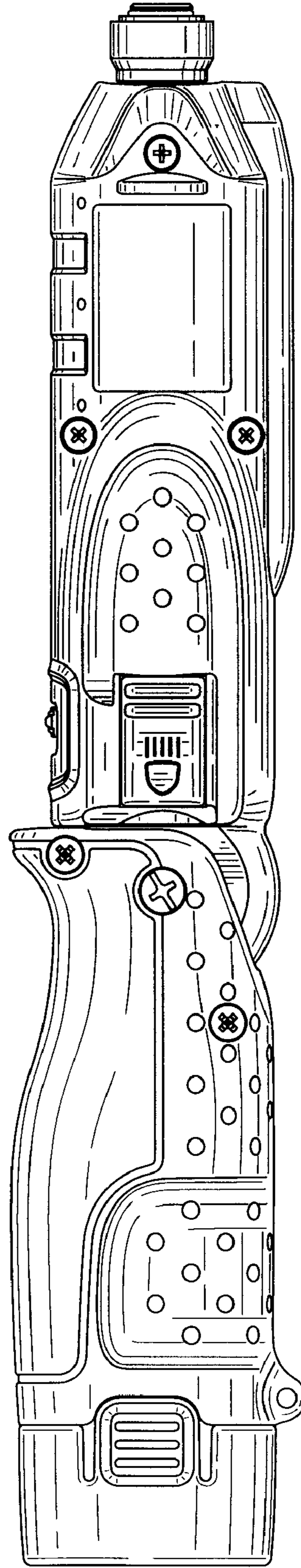


FIG. 3

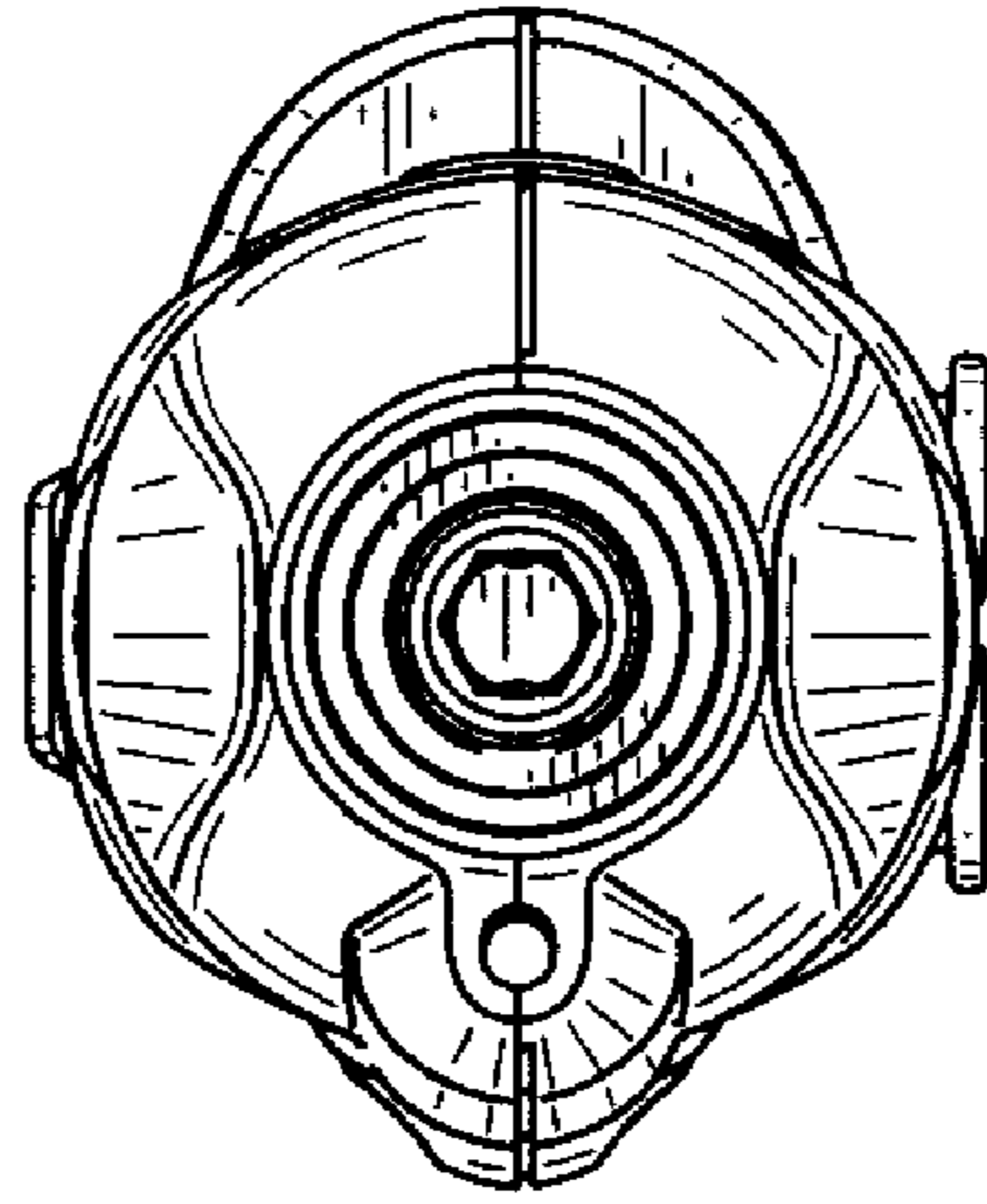


FIG. 4

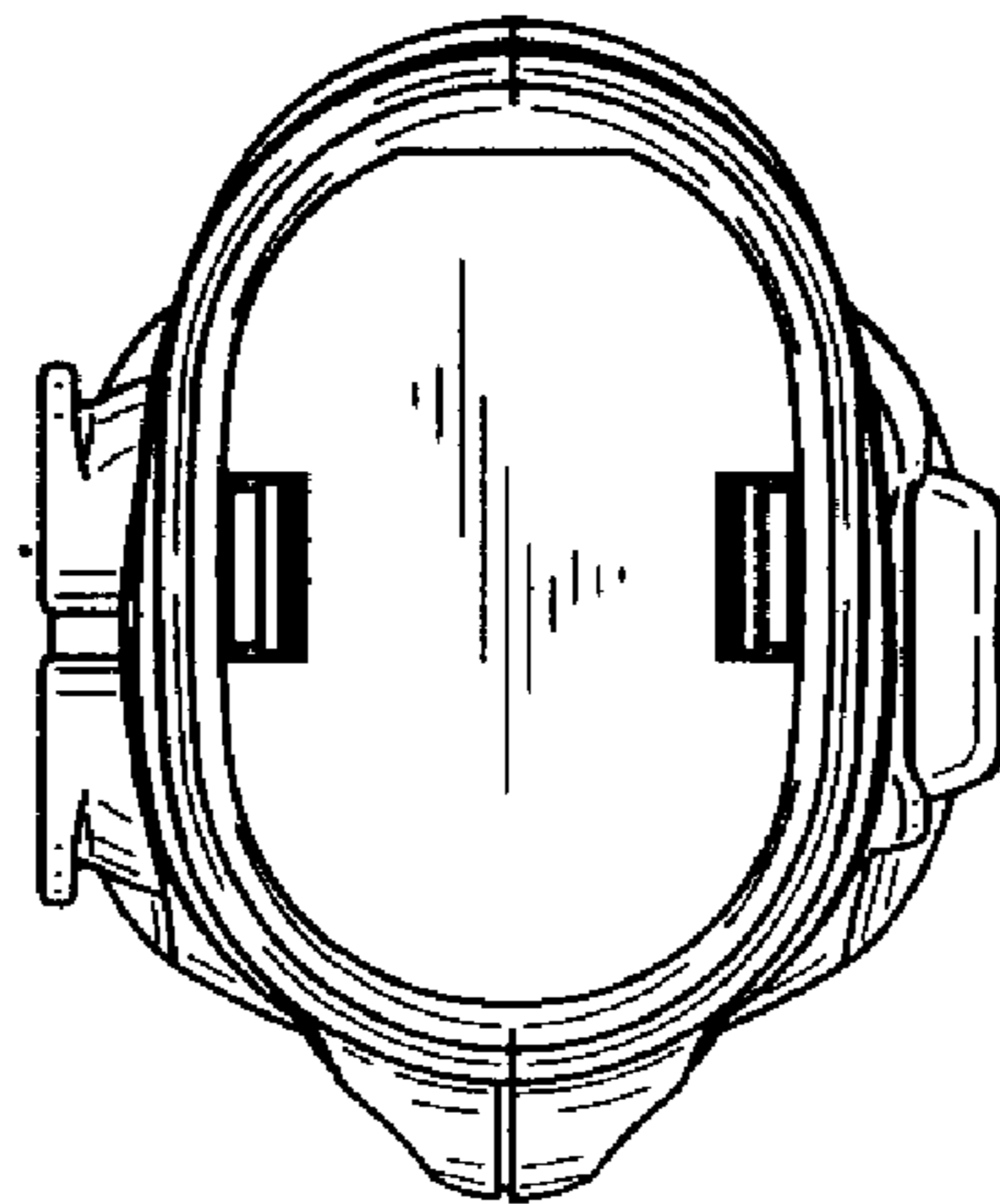


FIG. 5

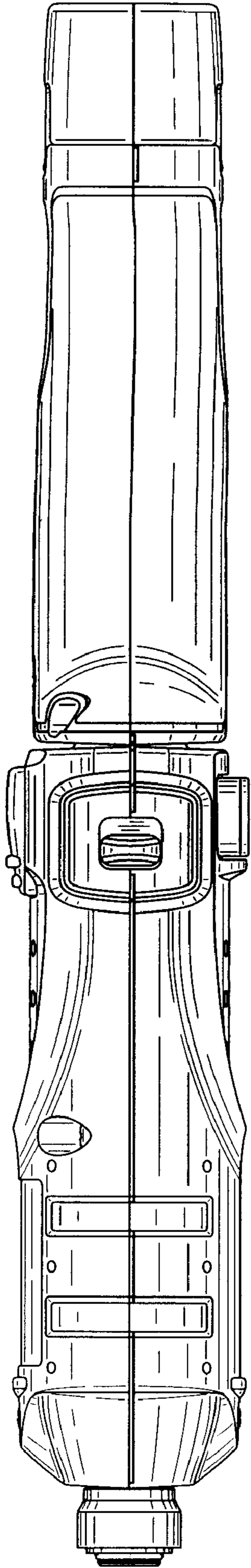


FIG. 6




FIG. 7

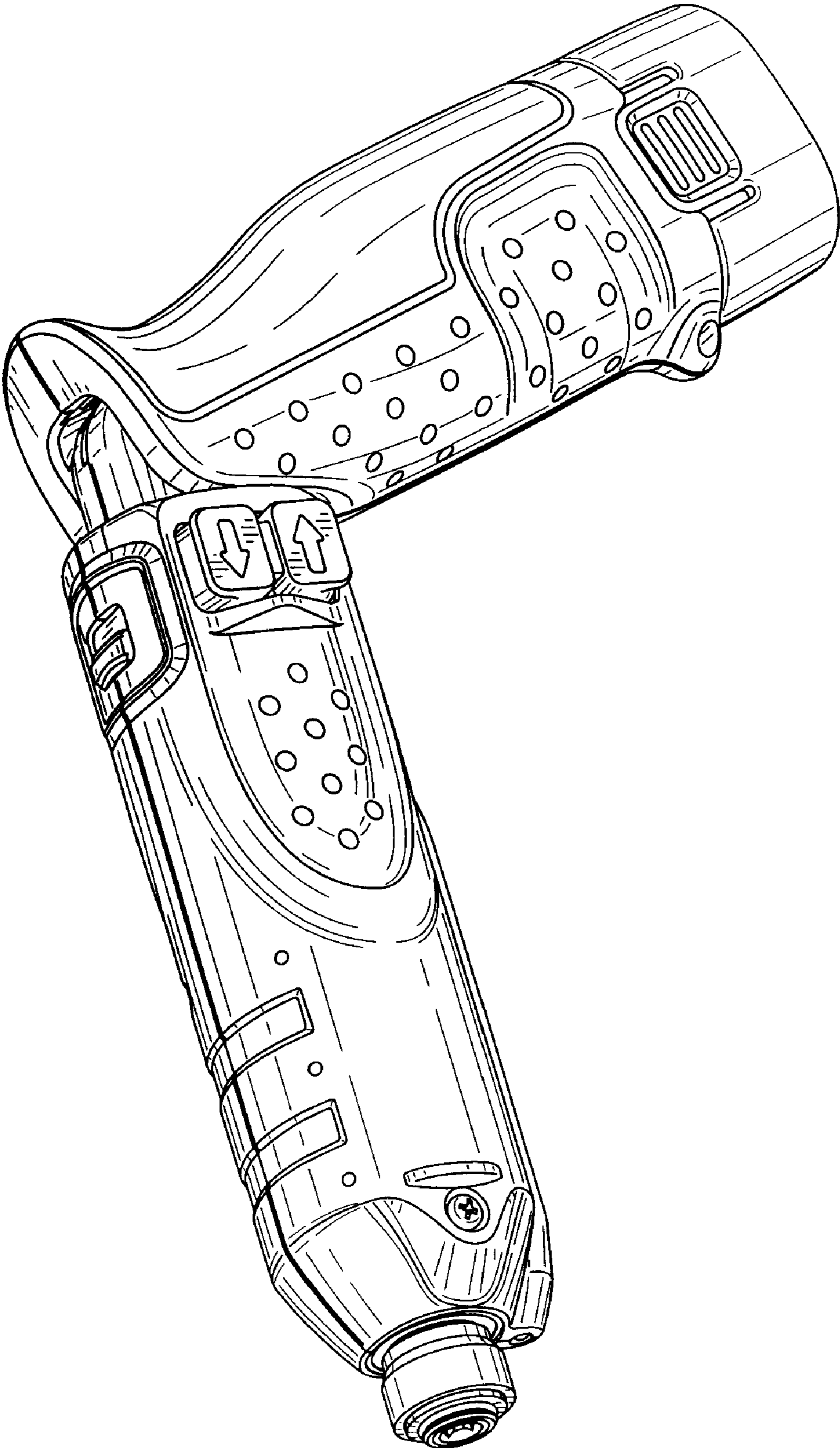


FIG. 8