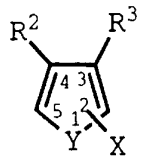




INTERNATIONAL APPLICATION PUBLISHED UNDER THE PATENT COOPERATION TREATY (PCT)

| | | |
|--|--|---|
| <p>(51) International Patent Classification ⁵ : C07D 333/18, 333/16, 333/28, 333/38, 307/38, 409/04, A61K 31/38, 31/44, 31/34</p> | A1 | <p>(11) International Publication Number: WO 94/15932 (43) International Publication Date: 21 July 1994 (21.07.94)</p> |
| <p>(21) International Application Number: PCT/US94/00466 (22) International Filing Date: 14 January 1994 (14.01.94) (30) Priority Data: 08/004,822 15 January 1993 (15.01.93) US (60) Parent Application or Grant (63) Related by Continuation US 08/004,822 (CIP) Filed on 15 January 1993 (15.01.93) (71) Applicants (for all designated States except US): G.D. SEARLE & CO. [US/US]; Corporate Patent Dept., P.O. Box 5110, Chicago, IL 60680-5110 (US). THE MONSANTO COMPANY [US/US]; 800 North Lindberth Boulevard, St. Louis, MO 63166 (US). (72) Inventors; and (75) Inventors/Applicants (for US only): BERTENSHAW, Stephen, R. [US/US]; 8758 Pine Avenue, Brentwood, MO 63144 (US). COLLINS, Paul, W. [US/US]; 1557 Hawthorne Place, Deerfield, IL 60015 (US). PENNING, Thomas, D. [US/US]; 374 Larch, Elmhurst, IL 60126 (US). REITZ, David, B. [US/US]; 14814 Pleasant Ridge Court, Chesterfield, MO</p> | <p>63017 (US). ROGERS, Roland, S. [US/US]; 7431 Arlington Drive, Richmond Heights, MO 63117 (US). (74) Agents: BULOCK, Joseph, W. et al.; G.D. Searle & Co., Corporate Patent Dept., P.O. Box 5110, Chicago, IL 60680-5110 (US). (81) Designated States: AT, AU, BB, BG, BR, BY, CA, CH, CN, CZ, DE, DK, ES, FI, GB, HU, JP, KP, KR, KZ, LK, LU, LV, MG, MN, MW, NL, NO, NZ, PL, PT, RO, RU, SD, SE, SK, UA, US, UZ, VN, European patent (AT, BE, CH, DE, DK, ES, FR, GB, GR, IE, IT, LU, MC, NL, PT, SE), OAPI patent (BF, BJ, CF, CG, CI, CM, GA, GN, ML, MR, NE, SN, TD, TG). Published With international search report. With amended claims.</p> | |
| <p>(54) Title: NOVEL 3,4-DIARYL THIOPHENES AND ANALOGS THEREOF HAVING USE AS ANTIINFLAMMATORY AGENTS</p> | | |
| <p>(57) Abstract</p> | | |
| <p>A class of 3,4-diaryl substituted thiophene, furan and pyrrole derivatives and analogs thereof, pharmaceutical compositions containing them and methods of using them to treat inflammation and inflammation-related disorders. Compounds of particular interest are defined by formula (I), wherein Y is selected from O, S and NR¹; wherein R¹ is selected from hydrido and lower alkyl; wherein X is one or two substituent selected from hydrido, halo, lower alkoxy-carbonyl and carboxyl; wherein R² and R³ are independently aryl or heteroaryl; and wherein R² and R³ are optionally substituted at a substitutable position with one or more radicals selected from sulfamyl, alkylsulfonyl, halo, lower alkoxy and lower alkyl; or a pharmaceutically-acceptable salt thereof.</p> |  <p>(I)</p> | |

FOR THE PURPOSES OF INFORMATION ONLY

Codes used to identify States party to the PCT on the front pages of pamphlets publishing international applications under the PCT.

| | | | | | |
|----|--------------------------|----|--|----|--------------------------|
| AT | Austria | GB | United Kingdom | MR | Mauritania |
| AU | Australia | GE | Georgia | MW | Malawi |
| BB | Barbados | GN | Guinea | NE | Niger |
| BE | Belgium | GR | Greece | NL | Netherlands |
| BF | Burkina Faso | HU | Hungary | NO | Norway |
| BG | Bulgaria | IE | Ireland | NZ | New Zealand |
| BJ | Benin | IT | Italy | PL | Poland |
| BR | Brazil | JP | Japan | PT | Portugal |
| BY | Belarus | KE | Kenya | RO | Romania |
| CA | Canada | KG | Kyrgyzstan | RU | Russian Federation |
| CF | Central African Republic | KP | Democratic People's Republic of Korea | SD | Sudan |
| CG | Congo | KR | Republic of Korea | SE | Sweden |
| CH | Switzerland | KZ | Kazakhstan | SI | Slovenia |
| CI | Côte d'Ivoire | LI | Liechtenstein | SK | Slovakia |
| CM | Cameroon | LK | Sri Lanka | SN | Senegal |
| CN | China | LU | Luxembourg | TD | Chad |
| CS | Czechoslovakia | LV | Latvia | TG | Togo |
| CZ | Czech Republic | MC | Monaco | TJ | Tajikistan |
| DE | Germany | MD | Republic of Moldova | TT | Trinidad and Tobago |
| DK | Denmark | MG | Madagascar | UA | Ukraine |
| ES | Spain | ML | Mali | US | United States of America |
| FI | Finland | MN | Mongolia | UZ | Uzbekistan |
| FR | France | | | VN | Viet Nam |
| GA | Gabon | | | | |

NOVEL 3,4-DIARYL THIOPHENES AND ANALOGS THEREOF
HAVING USE AS ANTIINFLAMMATORY AGENTS

This invention is in the field of
5 antiinflammatory pharmaceutical agents and relates to
compounds, compositions and methods for treating
inflammation and inflammation-associated disorders,
such as arthritis. This invention specifically relates
to 3,4-diaryl substituted thiophene, furan and pyrrole
10 derivatives and analogs thereof. More particularly,
this invention relates to selected effective and safe
compounds having antiinflammatory and/or analgesic
activity without erosion of the stomach.

15 **BACKGROUND OF THE INVENTION**

Prostaglandins play a major role in the
inflammation process, and the inhibition of
prostaglandin production, especially production of
20 PGG₂, PGH₂ and PGE₂, has been a common target of
antiinflammatory drug discovery. However, common non-
steroidal antiinflammatory drugs (NSAIDs) that are
active in reducing the prostaglandin-induced pain and
swelling associated with the inflammation process, are
25 also active in affecting other prostaglandin-regulated
processes not associated with the inflammation
process. Thus, use of high doses of most common NSAIDs
can produce severe side effects, including life-
threatening ulcers, that limit their therapeutic
30 potential. An alternative to NSAIDs is the use of
corticosteroids, which have even more drastic side
effects, especially when long-term therapy is
involved.

35 Previous NSAIDs have been found to prevent
the production of prostaglandins by inhibiting enzymes

in the human arachidonic acid/prostaglandin pathway, including the enzyme cyclooxygenase (COX). Recently, the sequence of another heretofore unknown enzyme in the human arachidonic acid/prostaglandin pathway has
5 been reported by T. Hla and K. Nielson, Proc. Natl. Acad. Sci., USA, 89, 7384 (1992) and named "cyclooxygenase II (COX II)" or "prostaglandin G/H synthase II". The discovery of an inducible enzyme associated with inflammation provides a viable target
10 of inhibition which more effectively reduces inflammation and produces fewer and less drastic side effects. Cyclooxygenase II is inducible by cytokines or endotoxins and such induction is inhibited by glucocorticoids (J. Masferrer, et al, Proc. Natl. Acad. Sci., USA, 89, 3917 (1992)). The 6-methoxy-2-
15 naphthylacetic acid metabolite of nabumetone has been found by E. Meade et al to selectively inhibit the COX II enzyme (J. Biol. Chem., 268, 6610 (1993)). In addition, Futaki et al (Gen. Pharmac., 24, 105 (1993))
20 has reported that N-(2-cyclohexyloxy-4-nitrophenyl)methanesulfonamide is antiinflammatory and lacks gastric side effects.

The substituted thiophene compounds
25 disclosed herein selectively inhibit cyclooxygenase II over cyclooxygenase I and relieve the effects of inflammation. These compounds, in addition, do not display substantial inhibition of cyclooxygenase I and produce a reduced amount of side effects.

30

Selected symmetrical 3,4-bis(phenyl, naphthyl or substituted phenyl) thiophenes are known.

Preparation of a wide-variety of asymmetric
35 biaryl compounds including substituted thiophene, furan and pyrrol heterocycles is described in U.S. Patent No.

4,990,647 having a suggested utility as precursors for brighteners, pharmaceuticals, plant protection active compounds and liquid crystal materials.

5 U.S. Patent No. 4,757,084 describes to Biftu analogs of 2,5-diaryl tetrahydrothiophenes having activity as PAF-antagonists which are said to be linked to physiological processes associated with a large group of diseases including inflammatory disease.

10

U.S. Patent No. 5,196,532 to Wuest et al, describes 2,4-diaryl substituted thiophenes for cosmetics and the treatment of dermatological disorders.

15

U.S. Patent No. 4,427,693 to Haber, describes antiinflammatory 4,5-diarylthiophene-2-methanamines. U.S. Patent No. 4,432,974 to Haber, describes antiinflammatory and analgesic 2,3-diaryl-5-silylthiophenes. U.S. Patent No. 4,302,461 to Cherkofsky, describes antiinflammatory 20 2,3-diarylthiophenes substituted with various alkyl sulfur radicals at position 5. U.S. Patent No. 4,381,311 to Haber, describes antiinflammatory 4,5-diarylthiophene-2-methanols.

25

2,3-Diaryl-5-halo thiophenes are described in U.S. Patent No. 4,590,205 to Haber, as analgesic or antiinflammatory agents. 4-Fluorophenyl and 4-methylsulfonylphenyl are among the various substituted phenyl groups that define the diaryl groups. U.S. Patent 30 No. 4,820,827 to Haber, describes 2,3-diaryl-5-bromo thiophenes, and specifically 5-bromo-2-(4-methylthiophenyl)-3-(4-fluorophenyl)thiophene, as having antiinflammatory and prostaglandin synthetase inhibitory activity for use in the treatment of inflammation and 35 dysmenorrhea.

Japanese publication 4,335,767 describes photosensitive 3,4-bis(diazosubstitutedphenyl)thiophene pigments for use in photocopiers or facsimile receivers.

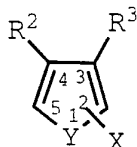
5 U.S. Patent No. 3,743,656 to Brown et al, a CIP of U.S. Patent No. 3,644,499, describes thiophene and furan derivatives having antiinflammatory activity, including ethyl 3,4-diphenylthiophene-2-propionate.

10 The above documents describing antiinflammatory activity show continuing efforts to find a safe and effective antiinflammatory agent.

15 **DESCRIPTION OF THE INVENTION**

A class of compounds useful in treating inflammation-related disorders is defined by Formula I:

20



I

wherein Y is selected from S, O, and NR¹;
 wherein R¹ is selected from hydrido and C₁-C₆ alkyl;
 25 wherein X is one or more substituents selected from
 a) hydrido, halo, cyano, nitro, hydroxy, acyl, lower alkyl substituted at a substitutable position with a substituent selected from halo, hydroxyl, amino, acylamino, lower alkylamino,
 30 lower alkyl(acyl)amino, acyl, aryl optionally substituted with hydroxyl, a heterocyclic group, hydroxyimino and lower alkoxyimino, lower alkenyl optionally substituted at a substitutable position with cyano, amino optionally substituted

at a substitutable position with a radical selected from acyl and lower alkylsulfonyl, sulfo, sulfamoyl optionally substituted with a substituent selected from the group consisting of lower alkyl, halo(lower)alkyl, aryl, hydroxyl, lower alkylamino(lower)alkyl, a heterocyclic group and (esterified carboxy)lower alkyl, N-containing heterocyclicsulfonyl, a heterocyclic group optionally substituted at a substitutable position with a substituent selected from the group consisting of hydroxyl, oxo, amino and lower alkylamino, provided that when Y is O or NR¹ then X cannot be hydroxyalkyl,

b) S(O)_nR⁵, wherein R⁵ is C₁-C₆ alkyl optionally substituted at a substitutable position with fluoro, and n is 0, 1 or 2,

c) C(R⁶)(OR⁸)(R⁷) wherein R⁶ and R⁷ independently are selected from CF₃, CF₂H, CFCl₂, CF₂Cl, CClFH, CCl₂F, CF₃CF₂ and C₁-C₂ alkyl, and wherein R⁸ is selected from hydrido, C₁-C₄ alkyl, (C₁-C₃ alkyl)C(O) and CO₂R⁹, wherein R⁹ is C₁-C₄ alkyl,

d) C(O)ZR⁴, wherein Z is O, N, or S, and R⁴ is selected from hydrido, C₁-C₆ alkyl and aryl, and when Z is N then R⁴ is independently taken twice,

e) C(R⁹)(NHR¹¹)(R¹⁰), wherein R⁹ and R¹⁰ are independently selected from CF₃, CF₂H, CFCl₂, CF₂Cl, CClFH and CCl₂H, and R¹¹ is selected from hydrido and C₁-C₃ alkyl, and

f) Si(R¹²)(R¹³)(R¹⁴), wherein R¹², R¹³ and R¹⁴ are independently selected from hydrido, C₁-C₂ alkoxy, C₁-C₇ optionally substituted at a substitutable position with a radical selected from halo, C₂-C₇ alkenyl, phenyl and benzyl, provided that the sum of the number of carbon

atoms in R^{12} , R^{13} and R^{14} must be at least 1 and not greater than 9, and further provided that no more than 2 of R^{12} , R^{13} and R^{14} are alkoxy; and wherein R^2 and R^3 are independently selected from

5 g) aryl or heteroaryl, wherein the aryl or heteroaryl radical is optionally substituted at a substitutable position with a radical selected from halo, lower alkyl, lower alkoxy, lower alkylthio, lower alkylsulfinyl, lower
10 alkylsulfonyl, nitro, amide, amino, lower alkylamino, sulfamyl and lower alkylsulfonylamino,

h) para-phenylene-Q wherein Q is C₁-C₂ alkyl or NR¹⁵R¹⁶, wherein R¹⁵ and R¹⁶ are independently
15 C₁-C₂ alkyl,

i) p-Q¹(m-Q²)phenylene, wherein Q¹ is selected from hydrido, fluoro, chloro, bromo, nitro, C₁-C₂ alkyl, C₁-C₂ alkoxy, di(C₁-C₂ alkyl)amino and S(O)_nR¹⁷, wherein R¹⁷ is CH₃ or
20 C₂H₅; and wherein Q² is selected from hydrido, fluoro and chloro, and n is 0, 1 or 2; provided that both Q¹ and Q² cannot both be hydrido at the same time, and

j) phenylene-W wherein W is alkylamino;
25 provided that

R^2 and R^3 cannot both be phenyl; further provided that when Y is S, then R^2 and R^3 cannot both be 3,5-dihalophenyl; further provided that if X is hydrido, then R^2 and R^3 are not both p-methoxyphenyl, p-chlorophenyl, p-methylphenyl, p-bromophenyl, or 2-naphthyl; further provided that
30 if X is hydrido, nitro, bromo, CO₂-alkyl, benzoyl or CO₂H, then R^2 and R^3 are not both p-methoxyphenyl; and further provided that when Y is NR¹, and R^2 and R^3 are independently aryl
35 optionally substituted at a substitutable

position with C₁-C₄ alkyl, halo, nitro or C₁-C₄ alkoxy, then X cannot be hydrido, -CO₂H or -CO₂-alkyl of from one to four carbons; or a pharmaceutically-acceptable salt thereof.

5

The phrase "further provided", as used in the above description, is intended to mean that the denoted proviso is not to be considered conjunctive with any of the other provisos.

10

Compounds of Formula I would be useful for the treatment of inflammation in a subject, and for treatment of other inflammation-associated disorders, for example, as an analgesic in the treatment of pain and headaches, or as an antipyretic for the treatment of fever. For example, compounds of Formula I would be useful to treat arthritis, including but not limited to rheumatoid arthritis, spondyloarthropathies, gouty arthritis, systemic lupus erythematosus, osteoarthritis and juvenile arthritis. Such compounds of Formula I would be useful in the treatment of asthma, bronchitis, menstrual cramps, tendinitis, bursitis, and skin related conditions such as psoriasis, eczema, burns and dermatitis. Compounds of Formula I also would be useful to treat gastrointestinal conditions such as inflammatory bowel syndrome, Crohn's disease, gastritis, irritable bowel syndrome and ulcerative colitis. Compounds of Formula I would be useful in treating inflammation in such diseases as vascular diseases, migraine headaches, periarteritis nodosa, thyroiditis, aplastic anemia, Hodgkin's disease, scleroderma, rheumatic fever, type I diabetes, myasthenia gravis, sarcoidosis, nephrotic syndrome, Behcet's syndrome, polymyositis, hypersensitivity, conjunctivitis, gingivitis, swelling occurring after injury, myocardial ischemia, and the

35

like. The compounds are useful as antiinflammatory agents, such as for the treatment of arthritis, with the additional benefit of having significantly less harmful side effects.

5

The present invention also includes compounds which selectively inhibit cyclooxygenase II over cyclooxygenase I and do not significantly inhibit one or more other arachidonic pathway steps, such as
10 thromboxane B₂ (TXB₂) production. Importantly, thromboxanes cause blood platelet aggregation and have vasoconstriction properties. Thus a lack of effect in the regulation of non-inflammation related thromboxane production is further evidence of the beneficial
15 selectivity of the present compounds.

Preferably, the compounds of the present invention have a thromboxane B₂ inhibition IC₅₀ of greater than about 1.5 μM, as determined by a whole
20 cell assay and preferably over 10 μM. The inhibition of the production of TXB₂ by a whole cell assay is a better indicator of potential in vivo behavior as the assay also incorporates such factors as cell
transport.

25

More preferably, the compounds also have a selectivity ratio of cyclooxygenase II inhibition over cyclooxygenase I inhibition of at least 50 and preferably of at least 100. Such preferred selectivity
30 may indicate an ability to reduce the incidence of common NSAID-induced side effects, such as ulcers.

The above mentioned aspects of the current invention exclude compounds such as 5-bromo-2-(4-
35 methylthiophenyl)-3-(4-fluorophenyl)thiophene and N-(2-cyclohexyloxy-4-nitrophenyl)methanesulfonamide.

A preferred class of compounds consists of those compounds of Formula I wherein X is one or two substituents selected from hydrido, halo, cyano, nitro, hydroxyl, acyl, lower alkyl substituted at a substitutable position with a substituent selected from halo, hydroxyl, amino, acylamino, lower alkylamino, lower alkyl(acyl)amino, acyl, aryl optionally substituted with hydroxyl, a heterocyclic group, hydroxyimino and lower alkoxyimino, lower alkenyl optionally substituted at a substitutable position with cyano, amino optionally substituted at a substitutable position with a radical selected from acyl and lower alkylsulfonyl, sulfo, sulfamoyl optionally substituted with a substituent selected from the group consisting of lower alkyl, halo(lower)alkyl, aryl, hydroxyl, lower alkylamino(lower)alkyl, a heterocyclic group and (esterified carboxy)lower alkyl, N-containing heterocyclicsulfonyl, a heterocyclic group optionally substituted at a substitutable position with a substituent selected from the group consisting of hydroxyl, oxo, amino and lower alkylamino; and wherein R^2 and R^3 are independently selected from aryl and heteroaryl, wherein the aryl or heteroaryl radical is optionally substituted at a substitutable position with a radical selected from halo, lower alkyl, lower alkoxy, lower alkylthio, lower alkylsulfinyl, lower alkylsulfonyl, nitro, amino, amide, lower alkylamino, sulfamyl and lower alkylsulfonylamino; or a pharmaceutically-acceptable salt thereof.

A more preferred class of compounds consists of those compounds of Formula I wherein Y is S or O; wherein X is one or two substituents selected from hydrido, halo, cyano, nitro, hydroxyl, carboxy, lower

alkoxycarbonyl, lower alkyl substituted at a substitutable position with a substituent selected from halo, hydroxyl, amino, acylamino, lower alkylamino, lower alkyl(acyl)amino, lower
5 alkoxy carbonyl, carboxy, a heterocyclic group, hydroxyimino and lower alkoxyimino, lower alkenyl optionally substituted at a substitutable position with cyano, amino optionally substituted at a substitutable position with a radical selected from
10 acyl and lower alkylsulfonyl, sulfo, sulfamoyl optionally substituted with a substituent selected from the group consisting of lower alkyl, halo(lower)alkyl, aryl, hydroxyl, lower alkylamino(lower)alkyl, a heterocyclic group and
15 (alkoxycarbonyl)lower alkyl, N-containing heterocyclicsulfonyl, a heterocyclic group optionally substituted at a substitutable position with a substituent selected from the group consisting of hydroxyl, oxo, amino and lower alkylamino; and wherein
20 R^2 and R^3 are independently selected from aryl and heteroaryl, wherein the aryl or heteroaryl radical is optionally substituted at a substitutable position with a radical selected from halo, lower alkyl, lower alkoxy, lower alkylthio, lower alkylsulfinyl, lower
25 alkylsulfonyl, nitro, amino, amide, lower alkylamino, sulfamyl and lower alkylsulfonylamino; or a pharmaceutically-acceptable salt thereof.

A class of compounds of particular interest
30 consists of those compounds of Formula I wherein X is one or two substituents selected from hydrido, fluoro, chloro, bromo and iodo; or a pharmaceutically-acceptable salt thereof.

A family of specific compounds of particular interest within Formula I consists of compounds and pharmaceutically-acceptable salts thereof as follows:

- 5 3-(4-methylsulfonylphenyl)-4-(4-fluorophenyl)
thiophene;
4-(4-methylsulfonylphenyl)-3-(4-fluorophenyl)-2,5-
dibromothiophene;
4-(4-methylsulfonylphenyl)-3-(4-fluorophenyl)-2-
10 bromothiophene;
4-(4-methylsulfonylphenyl)-3-(4-fluorophenyl)-2,5-
difluorothiophene;
4-(4-methylsulfonylphenyl)-3-(4-fluorophenyl)-2-
fluorothiophene;
15 4-(4-methylsulfonylphenyl)-3-(4-fluorophenyl)-2,5-
dichlorothiophene;
4-(4-methylsulfonylphenyl)-3-(4-fluorophenyl)-2-
chlorothiophene;
ethyl[3-(4-methylsulfonylphenyl)-4-(4-
20 fluorophenyl)thien-2-yl]carboxylate;
2-ethoxycarbonyl-4-(4-fluorophenyl)-3-(4-
methanesulfonylphenyl)thienyl-5-carboxylic acid;
methyl[3-(4-methylsulfonylphenyl)-4-(4-
25 fluorophenyl)thien-2-yl]carboxylate;
2-methoxycarbonyl-4-(4-fluorophenyl)-3-(4-
methanesulfonylphenyl)thienyl-5-carboxylic acid;
4-(4-fluorophenyl)-3-(4-methanesulfonylphenyl)
thienyl-2,5-dicarboxylic acid;
3-(4-methylsulfonylphenyl)-4-(4-chlorophenyl)
30 thiophene;
4-(4-methylsulfonylphenyl)-3-(4-chlorophenyl)-2,5-
dibromothiophene;
4-(4-methylsulfonylphenyl)-3-(4-chlorophenyl)-2-
bromothiophene;
35 3-(4-methylsulfonylphenyl)-4-(4-bromophenyl)thiophene;
3-(4-methylsulfonylphenyl)-4-(4-methoxyphenyl)

- thiophene;
4-(4-methylsulfonylphenyl)-3-(4-methoxyphenyl)-
2-bromothiophene;
3-(4-methylsulfonylphenyl)-4-(4-ethoxyphenyl)
5 thiophene;
4-(4-methylsulfonylphenyl)-3-(4-ethoxyphenyl)-
2-bromothiophene;
3-(4-methanesulfonylphenyl)-4-phenyl-thiophene;
4-(4-methylsulfonylphenyl)-3-phenyl-2,5-
10 dibromothiophene;
4-(4-methylsulfonylphenyl)-3-phenyl-2-bromothiophene;
3-(4-methanesulfonylphenyl)-4-(4-methylphenyl)
thiophene;
4-(4-methylsulfonylphenyl)-3-(4-methylphenyl)-2,5-
15 dibromothiophene;
4-(4-methylsulfonylphenyl)-3-(4-methylphenyl)-2-
bromothiophene;
3-(4-methylsulfonylphenyl)-4-(2-methyl-4-
fluorophenyl)thiophene;
20 3,4-bis(4-methoxyphenyl)thiophene;
2-fluoro-5-[3-(4-methylsulfonylphenyl)thien-4-
yl]pyridine;
2-methyl-5-[3-(4-methylsulfonylphenyl)thien-4-
yl]pyridine;
25 2-chloro-5-[3-(4-methylsulfonylphenyl)thien-4-
yl]pyridine;
5-[3-(4-methylsulfonylphenyl)thien-4-yl]pyridine;
2-methoxy-5-[3-(4-methylsulfonylphenyl)thien-4-
yl]pyridine;
30 2-fluoro-5-[3-(4-methylsulfonylphenyl)-2,5-
dibromothien-4-yl]pyridine;
2-fluoro-5-[4-(4-methylsulfonylphenyl)-2-bromothien-3-
yl]pyridine;
4-[4-(4-fluorophenyl)thien-3-yl]benzenesulfonamide;
35 4-[3-(4-fluorophenyl)-2,5-dibromo-thien-4-
yl]benzenesulfonamide;

- 4-[3-(4-fluorophenyl)-2-bromo-thien-4-yl]benzenesulfonamide;
- 4-[4-(4-fluorophenyl)-2,5-difluoro-thien-3-yl]benzenesulfonamide;
- 5 4-[3-(4-fluorophenyl)-2-fluoro-thien-4-yl]benzenesulfonamide;
- 4-[4-(4-fluorophenyl)-2,5-dichloro-thien-3-yl]benzenesulfonamide;
- 4-[3-(4-fluorophenyl)-2-chloro-thien-4-yl]benzenesulfonamide;
- 10 4-[4-(4-fluorophenyl)-2-ethoxycarbonyl-thien-3-yl]benzenesulfonamide;
- [4-(4-fluorophenyl)-2-ethoxycarbonyl-(4-aminosulfonylphenyl)thienyl]-5-carboxylic acid;
- 15 4-[4-(4-fluorophenyl)-2-methoxycarbonyl-thien-3-yl]benzenesulfonamide;
- [4-(4-fluorophenyl)-2-methoxycarbonyl-(4-aminosulfonylphenyl)thienyl]-5-carboxylic acid;
- [4-(4-fluorophenyl)-(4-aminosulfonylphenyl)thienyl]-2,5-dicarboxylic acid;
- 20 4-[4-(4-chlorophenyl)-thien-3-yl]benzenesulfonamide;
- 4-[3-(4-chlorophenyl)-2,5-dibromo-thien-4-yl]benzenesulfonamide;
- 4-[3-(4-chlorophenyl)-2-bromo-thien-4-yl]benzenesulfonamide;
- 25 4-[4-(4-bromophenyl)-thien-3-yl]benzenesulfonamide;
- 4-[4-(4-methoxyphenyl)-thien-3-yl]benzenesulfonamide;
- 4-[3-(4-methoxyphenyl)-2-bromo-thien-4-yl]benzenesulfonamide;
- 30 4-[4-(4-ethoxyphenyl)-thien-3-yl]benzenesulfonamide;
- 4-[3-(4-ethoxyphenyl)-2-bromo-thien-4-yl]benzenesulfonamide;
- 4-[4-phenyl-thien-3-yl]benzenesulfonamide;
- 4-[3-phenyl-2,5-dibromo-thien-4-yl]benzenesulfonamide;
- 35 4-[3-phenyl-2-bromo-thien-4-yl]benzenesulfonamide;
- 4-[4-(4-methylphenyl)-thien-3-yl]benzenesulfonamide;

- 4-[3-(4-methylphenyl)-2,5-dibromo-thien-4-yl]benzenesulfonamide;
- 4-[3-(4-methylphenyl)-2-bromo-thien-4-yl]benzenesulfonamide;
- 5 4-[4-(2-methyl-4-fluorophenyl)-thien-3-yl]benzenesulfonamide;
- 4-[4-(2-fluoropyridin-5-yl)-thien-3-yl]benzenesulfonamide;
- 4-[4-(2-methylpyridin-5-yl)-thien-3-yl]benzenesulfonamide;
- 10 4-[4-(2-chloropyridin-5-yl)-thien-3-yl]benzenesulfonamide;
- 4-[4-(pyridin-5-yl)-thien-3-yl]benzenesulfonamide;
- 4-[4-(2-methoxypyridin-5-yl)-thien-3-yl]benzenesulfonamide;
- 15 4-[4-(2-fluoropyridin-5-yl)-2,5-dibromo-thien-3-yl]benzenesulfonamide;
- 4-[4-(2-fluoropyridin-5-yl)-2-bromothien-3-yl]benzenesulfonamide;
- 20 3-(4-fluorophenyl)-4-(methylsulfonylphenyl) furan;
- 4-(4-methylsulfonylphenyl)-3-(4-fluorophenyl)-2,5-dibromofuran;
- 4-(4-methylsulfonylphenyl)-3-(4-fluorophenyl)-2-bromofuran;
- 25 ethyl[3-(4-methylsulfonylphenyl)-4-(4-fluorophenyl) fur-2-yl]carboxylate;
- 2-ethoxycarbonyl-4-(4-fluorophenyl)-3-(4-methanesulfonylphenyl)thienyl-5-carboxylic acid;
- methyl[3-(4-methylsulfonylphenyl)-4-(4-fluorophenyl) fur-2-yl]carboxylate;
- 30 2-methoxycarbonyl-4-(4-fluorophenyl)-3-(4-methanesulfonylphenyl)thienyl-5-carboxylic acid;
- 4-(4-fluorophenyl)-3-(4-methanesulfonylphenyl)thienyl-2,5-dicarboxylic acid;
- 35 3-(4-methylsulfonylphenyl)-4-(4-chlorophenyl) furan;

- 4-(4-methylsulfonylphenyl)-3-(4-chlorophenyl)-2,5-dibromofuran;
- 4-(4-methylsulfonylphenyl)-3-(4-chlorophenyl)-2-bromofuran;
- 5 4-(4-methylsulfonylphenyl)-3-(4-methoxyphenyl)furan;
- 4-(4-methylsulfonylphenyl)-3-(4-methoxyphenyl)-2-bromofuran;
- 3-(4-methylsulfonylphenyl)-4-(4-ethoxyphenyl)furan;
- 4-(4-methylsulfonylphenyl)-3-(4-ethoxyphenyl)-2-bromofuran;
- 10 3-(4-methanesulfonylphenyl)-4-phenyl-furan;
- 4-(4-methylsulfonylphenyl)-3-phenyl-2,5-dibromofuran;
- 4-(4-methylsulfonylphenyl)-3-phenyl-2-bromofuran;
- 3-(4-methanesulfonylphenyl)-4-(4-methylphenyl)furan;
- 15 4-(4-methylsulfonylphenyl)-3-(4-methylphenyl)-2,5-dibromofuran;
- 4-(4-methylsulfonylphenyl)-3-(4-methylphenyl)-2-bromofuran;
- 3-(4-methylsulfonylphenyl)-4-(2-methyl-4-fluorophenyl)furan;
- 20 2-fluoro-5-[3-(4-methylsulfonylphenyl)fur-4-yl]pyridine;
- 2-methyl-5-[3-(4-methylsulfonylphenyl)fur-4-yl]pyridine;
- 25 2-chloro-5-[3-(4-methylsulfonylphenyl)fur-4-yl]pyridine;
- 5-[3-(4-methylsulfonylphenyl)fur-4-yl]pyridine;
- 2-methoxy-5-[3-(4-methylsulfonylphenyl)fur-4-yl]pyridine;
- 30 2-fluoro-5-[3-(4-methylsulfonylphenyl)-2,5-dibromofur-4-yl]pyridine;
- 2-fluoro-5-[4-(4-methylsulfonylphenyl)-2-bromofur-3-yl]pyridine;
- 4-[4-(4-fluorophenyl)fur-3-yl]benzenesulfonamide;
- 35 4-[3-(4-fluorophenyl)-2,5-dibromo-fur-4-yl]benzenesulfonamide;

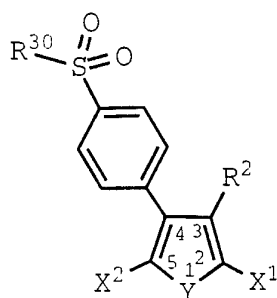
- 4-[3-(4-fluorophenyl)-2-bromo-fur-4-yl]benzenesulfonamide;
- 4-[4-(4-fluorophenyl)-2,5-difluoro-fur-3-yl]benzenesulfonamide;
- 5 4-[3-(4-fluorophenyl)-2-fluoro-fur-4-yl]benzenesulfonamide;
- 4-[4-(4-fluorophenyl)-2,5-dichloro-fur-3-yl]benzenesulfonamide;
- 4-[3-(4-fluorophenyl)-2-chloro-fur-4-yl]benzenesulfonamide;
- 10 4-[4-(4-fluorophenyl)-2-ethoxycarbonyl-fur-3-yl]benzenesulfonamide;
- 4-(4-fluorophenyl)-2-ethoxycarbonyl-(4-benzenesulfonamidyl)furyl-5-carboxylic acid;
- 15 4-[4-(4-fluorophenyl)-2-methoxycarbonyl-fur-3-yl]benzenesulfonamide;
- 4-(4-fluorophenyl)-2-methoxycarbonyl-(4-benzenesulfonamidyl)furyl-5-carboxylic acid;
- 4-(4-fluorophenyl)-(4-benzenesulfonamidyl)furyl-2,5-dicarboxylic acid;
- 20 4-[4-(4-chlorophenyl)-fur-3-yl]benzenesulfonamide;
- 4-[3-(4-chlorophenyl)-2,5-dibromo-fur-4-yl]benzenesulfonamide;
- 4-[3-(4-chlorophenyl)-2-bromo-fur-4-yl]benzenesulfonamide;
- 25 4-[4-(4-bromophenyl)-fur-3-yl]benzenesulfonamide;
- 4-[4-(4-methoxyphenyl)-fur-3-yl]benzenesulfonamide;
- 4-[3-(4-methoxyphenyl)-2-bromo-fur-4-yl]benzenesulfonamide;
- 30 4-[4-(4-ethoxyphenyl)-fur-3-yl]benzenesulfonamide;
- 4-[3-(4-ethoxyphenyl)-2-bromo-fur-4-yl]benzenesulfonamide;
- 4-[4-phenyl-fur-3-yl]benzenesulfonamide;
- 4-[3-phenyl-2,5-dibromo-fur-4-yl]benzenesulfonamide;
- 35 4-[3-phenyl-2-bromo-fur-4-yl]benzenesulfonamide;
- 4-[4-(4-methylphenyl)-fur-3-yl]benzenesulfonamide;

17

- 4-[3-(4-methylphenyl)-2,5-dibromo-fur-4-yl]benzenesulfonamide;
 4-[3-(4-methylphenyl)-2-bromo-fur-4-yl]benzenesulfonamide;
 5 4-[4-(2-methyl-4-fluorophenyl)-fur-3-yl]benzenesulfonamide;
 4-[4-(2-fluoropyridin-5-yl)-fur-3-yl]benzenesulfonamide;
 4-[4-(2-methylpyridin-5-yl)-fur-3-yl]benzenesulfonamide;
 10 4-[4-(2-chloropyridin-5-yl)-fur-3-yl]benzenesulfonamide;
 4-[4-(pyridin-5-yl)-fur-3-yl]benzenesulfonamide;
 4-[4-(2-methoxypyridin-5-yl)-fur-3-yl]benzenesulfonamide;
 15 4-[4-(2-fluoropyridin-5-yl)-2,5-dibromo-fur-3-yl]benzenesulfonamide; and
 4-[4-(2-fluoropyridin-5-yl)-2-bromofur-3-yl]benzenesulfonamide.

20

Within Formula I there is a subclass of compounds of high interest represented by Formula II:



25

- wherein Y is selected from O, S and NR¹;
 wherein R¹ is selected from hydrido and lower alkyl;
 wherein X¹ and X² are independently selected from
 30 hydrido, halo, lower alkoxy carbonyl and carboxyl;

wherein R² is selected from aryl and heteroaryl;
wherein R² is optionally substituted at a
substitutable position with a radical selected from
halo, lower alkoxy and lower alkyl; and

5 wherein R³⁰ is selected from amino and lower
alkyl;

or a pharmaceutically-acceptable salt thereof.

A preferred class of compounds consists of
10 those compounds of Formula II wherein Y is O or S;
wherein R² is selected from phenyl, naphthyl,
biphenyl and pyridyl; wherein R² is optionally
substituted at a substitutable position with a radical
selected from halo, lower alkoxy and lower alkyl; and

15 wherein R³⁰ is selected from amino and C₁-C₃
alkyl;

or a pharmaceutically-acceptable salt thereof.

A class of compounds of particular interest
20 consists of those compounds of Formula II wherein X¹
and X² are independently selected from hydrido,
fluoro, chloro, bromo, iodo, methoxycarbonyl,
ethoxycarbonyl and carboxyl;

wherein R² is phenyl or pyridyl; wherein R² is
25 optionally substituted at a substitutable position
with a radical selected from fluoro, chloro, bromo,
iodo, methoxy, ethoxy, methyl and ethyl; and

wherein R³⁰ is amino or methyl;

or a pharmaceutically-acceptable salt thereof.

30

A family of specific compounds of particular
interest within Formula II consists of compounds and
pharmaceutically-acceptable salts thereof as follows:

35 4-(4-methylsulfonylphenyl)-3-(4-fluorophenyl)

thiophene;

- 4-(4-methylsulfonylphenyl)-3-(4-fluorophenyl)-2,5-dibromothiophene;
- 4-(4-methylsulfonylphenyl)-3-(4-fluorophenyl)-2-bromothiophene;
- 5 ethyl[3-(4-methylsulfonylphenyl)-4-(4-fluorophenyl)thien-2-yl]carboxylate;
- 2-ethoxycarbonyl-4-(4-fluorophenyl)-3-(4-methylsulfonylphenyl)thienyl-5-carboxylic acid;
- 4-(4-fluorophenyl)-3-(4-methylsulfonylphenyl)thienyl-2,5-dicarboxylic acid;
- 10 4-(4-methylsulfonylphenyl)-3-(4-methoxyphenyl)thiophene;
- 4-(4-methylsulfonylphenyl)-3-(4-methoxyphenyl)-2-bromothiophene;
- 15 3-(4-methylsulfonylphenyl)-4-phenyl-thiophene;
- 3-(4-methylsulfonylphenyl)-4-(4-methylphenyl)thiophene;
- 3-(4-methylsulfonylphenyl)-4-(2-methyl-4-fluorophenyl)thiophene;
- 20 2-fluoro-5-[3-(4-methylsulfonylphenyl)thien-4-yl]pyridine;
- 4-[4-(4-fluorophenyl)thien-3-yl]benzenesulfonamide;
- 4-[3-(4-fluorophenyl)-2,5-dibromo-thien-4-yl]benzenesulfonamide;
- 25 4-[3-(4-fluorophenyl)-2-bromo-thien-4-yl]benzenesulfonamide; and
- 3-(4-fluorophenyl)-4-(methylsulfonylphenyl)furan.

Where the term "alkyl" is used, either alone
 30 or within other terms such as "haloalkyl", "alkylamine" and "alkylsulfonyl", it embraces linear or branched radicals having one to about twenty carbon atoms or, preferably, one to about twelve carbon atoms. More preferred alkyl radicals are "lower
 35 alkyl" radicals having one to about ten carbon atoms. Most preferred are lower alkyl radicals having one to

about six carbon atoms. Examples of such radicals include methyl, ethyl, n-propyl, isopropyl, n-butyl, isobutyl, sec-butyl, tert-butyl, pentyl, iso-amyl, hexyl, octyl and the like. Where the term "alkenyl" is used, it embraces linear or branched radicals having two to about twenty carbon atoms or, preferably, two to about twelve carbon atoms. More preferred alkenyl radicals are "lower alkyl" radicals having two to about six carbon atoms. Suitable "lower alkenyl" may be a straight or branched one such as vinyl, allyl, isopropenyl, propenyl, butenyl, pentenyl or the like, in which preferably one is isopropenyl. Said lower alkenyl may be substituted with cyano. The term "hydrido" denotes a single hydrogen atom (H). This hydrido radical may be attached, for example, to an oxygen atom to form a hydroxyl radical or two hydrido radicals may be attached to a carbon atom to form a methylene (-CH₂-) radical. The term "halo" means halogens such as fluorine, chlorine, bromine or iodine atoms. The terms "halo lower alkyl" and "lower alkyl substituted with halo" embraces radicals wherein any one or more of the alkyl carbon atoms is substituted with halo as defined above. Specifically embraced are monohaloalkyl, dihaloalkyl and polyhaloalkyl radicals. A monohaloalkyl radical, for one example, may have either a bromo, chloro or a fluoro atom within the radical. Dihalo radicals may have two or more of the same halo atoms or a combination of different halo radicals and polyhaloalkyl radicals may have more than two of the same halo atoms or a combination of different halo radicals. The terms "hydroxyalkyl" and "lower alkyl substituted with hydroxyl" embraces linear or branched alkyl radicals having one to about ten carbon atoms any one of which may be substituted with one or more hydroxyl radicals. The terms "lower alkoxy" and "lower alkoxyalkyl" embrace linear or

branched oxy-containing radicals each having alkyl portions of one to about six carbon atoms, such as methoxy radical. The term "lower alkoxyalkyl" also embraces alkyl radicals having two or more alkoxy radicals attached to the alkyl radical, that is, to form monoalkoxyalkyl and dialkoxyalkyl radicals. The "lower alkoxy" or "lower alkoxyalkyl" radicals may be further substituted with one or more halo atoms, such as fluoro, chloro or bromo, to provide "haloalkoxy" or "haloalkoxyalkyl" radicals. Examples of "alkoxy" radicals include methoxy, ethoxy, propoxy, isopropoxy, butoxy and trifluoromethoxy. The term "aryl", alone or in combination, means a carbocyclic aromatic system containing one, two or three rings wherein such rings may be attached together in a pendent manner or may be fused. The term "aryl" embraces aromatic radicals such as phenyl, naphthyl, phenyl substituted with lower alkyl [e.g. tolyl, xylyl, mesityl, cumenyl, di(tert-butyl)phenyl, etc.] and the like, in which the preferable one is phenylnaphthyl, tetrahydronaphthyl, indane and biphenyl. The term "heterocyclic" embraces saturated, partially saturated and unsaturated heteroatom-containing ring-shaped radicals, where the heteroatoms may be selected from nitrogen, sulfur and oxygen. Examples of saturated heterocyclic radicals include saturated 3 to 6-membered heteromonocyclic group containing 1 to 4 nitrogen atoms [e.g. pyrrolidinyl, imidazolidinyl, piperidino, piperazinyl, etc.]; saturated 3 to 6-membered heteromonocyclic group containing 1 to 2 oxygen atoms and 1 to 3 nitrogen atoms [e.g. morpholinyl, etc.]; saturated 3 to 6-membered heteromonocyclic group containing 1 to 2 sulfur atoms and 1 to 3 nitrogen atoms [e.g., thiazolidinyl, etc.]. The term "heteroaryl" embraces unsaturated heterocyclic radicals. Examples of unsaturated heterocyclic radicals, also termed

"heteroaryl" radicals include unsaturated 3 to 6 membered heteromonocyclic group containing 1 to 4 nitrogen atoms, for example, pyrrolyl, pyrrolinyl, imidazolyl, pyrazolyl, pyridyl, pyrimidinyl, 5 pyrazinyl, pyridazinyl, triazolyl [e.g., 4H-1,2,4-triazolyl, 1H-1,2,3-triazolyl, 2H-1,2,3-triazolyl, etc.] tetrazolyl [e.g. 1H-tetrazolyl, 2H-tetrazolyl, etc.], etc.; unsaturated condensed heterocyclic group containing 1 to 5 nitrogen atoms, for example, 10 indolyl, isoindolyl, indolizinyl, benzimidazolyl, quinolyl, isoquinolyl, indazolyl, benzotriazolyl, tetrazolopyridazinyl [e.g., tetrazolo [1,5-b]pyridazinyl, etc.], etc.; unsaturated 3 to 6-membered heteromonocyclic group containing an oxygen 15 atom, for example, pyranyl, furyl, etc.; unsaturated 3- to 6-membered heteromonocyclic group containing 1 to 2 oxygen atoms and 1 to 3 nitrogen atoms, for example, oxazolyl, isoxazolyl, oxadiazolyl [e.g., 1,2,4-oxadiazolyl, 1,3,4-oxadiazolyl, 1,2,5-oxadiazolyl, etc.] etc.; unsaturated condensed 20 heterocyclic group containing 1 to 2 oxygen atoms and 1 to 3 nitrogen atoms [e.g. benzoxazolyl, benzoxadiazolyl, etc.]; unsaturated 3 to 6-membered heteromonocyclic group containing 1 to 2 sulfur atoms 25 and 1 to 3 nitrogen atoms, for example, thiazolyl, thiadiazolyl [e.g., 1,2,4- thiadiazolyl, 1,3,4-thiadiazolyl, 1,2,5-thiadiazolyl, etc.] etc.; unsaturated condensed heterocyclic group containing 1 to 2 sulfur atoms and 1 to 3 nitrogen atoms [e.g., 30 benzothiazolyl, benzothiadiazolyl, etc.] and the like. The term also embraces radicals where heterocyclic radicals are fused with aryl radicals. Examples of such fused bicyclic radicals include benzofuran, benzothiophene, and the like. Said "heterocyclic 35 group" may have 1 to 3 substituents such as lower alkyl as exemplified above, hydroxy, oxo, amino and

lower alkylamino. Preferably one is lower alkyl substituted with a heterocyclic group for R¹ is pyrrolidinylmethyl. Preferable one in a heterocyclic group optionally substituted with substituent(s) selected from the group consisting of hydroxy, oxo, amino and lower alkylamino for R¹ if 4-hydroxy-2,5-dioxo-3-pyrrolin-3-yl, 2-aminothiazol-4-yl or 2-methylaminothiazol-4-yl. The term "sulfonyl", whether used alone or linked to other terms such as alkylsulfonyl, denotes respectively divalent radicals -SO₂-. "Alkylsulfonyl", embraces alkyl radicals attached to a sulfonyl radical, where alkyl is defined as above. The term "arylsulfonyl" embraces sulfonyl radicals substituted with an aryl radical. The terms "sulfamyl", "sulfamoyl" or "sulfonamidyl" denote a sulfonyl radical substituted with an amine radical, forming a sulfonamide (-SO₂NH₂). Suitable "sulfamoyl substituted with lower alkyl" may be methylsulfamoyl, ethylsulfamoyl, isopropylsulfamoyl, dimethylsulfamoyl, diethylsulfamoyl and the like, in which preferably one is methylsulfamoyl or dimethylsulfamoyl. The term "acyl", whether used alone, or within a term such as "acylamino", denotes a radical provided by the residue after removal of hydroxyl from an organic acid. Suitable "acyl" and acyl moiety in the terms "acylamino" and "lower alkyl(acyl)amino" may be carboxy; esterified carboxy; carbamoyl optionally substituted with substituent(s) selected from the group consisting of lower alkyl, halo(lower) alkyl, aryl, hydroxy, lower alkylamino(lower) alkyl, a heterocyclic group (esterified carboxy) lower alkyl and carboxy(lower)alkyl [e.g. lower alkyl-carbamoyl; aryl-carbamoyl; carbamoyl substituted with a heterocyclic group, (esterified carboxy) lower alkyl or carboxy(lower)alkyl; lower alkylcarbamoyl substituted with hydroxy, lower alkylamino, (esterified

carboxy)lower alkyl or carboxy(lower)alkyl; etc.]; lower alkanoyl; aroyl; a heterocycliccarbonyl and the like. The term "acylamino" embraces an amino radical substituted with an acyl group. An examples of an
5 "acylamino" radical is acetylamino ($\text{CH}_3\text{C}(=\text{O})\text{-NH-}$). The terms "carboxy" or "carboxyl", whether used alone or with other terms, such as "carboxyalkyl", denotes $\text{-CO}_2\text{H}$. The term "carboxyalkyl" embraces radicals having a carboxy radical as defined above, attached to
10 an alkyl radical. The term "carbonyl", whether used alone or with other terms, such as "alkoxycarbonyl", denotes -(C=O)- . The term "alkoxycarbonyl" means a radical containing an alkoxy radical, as defined above, attached via an oxygen atom to a carbonyl (C=O)
15 radical. Examples of such "alkoxycarbonyl" ester radicals include $(\text{CH}_3)_3\text{CO-C}(=\text{O})\text{-}$ and -(O=)C-OCH_3 . The terms "alkoxycarbonylalkyl" and "esterified carboxylower alkyl" embraces radicals having "alkoxycarbonyl", as defined above substituted to an
20 alkyl radical. Examples of such esterified carboxy may be substituted or unsubstituted lower alkoxycarbonyl [e.g. methoxycarbonyl, ethoxycarbonyl, propoxycarbonyl, butoxycarbonyl, hexyloxycarbonyl, 2-iodoethoxycarbonyl, 2,2,2-trichloroethoxycarbonyl,
25 etc.], substituted or unsubstituted aryloxycarbonyl [e.g. phenoxycarbonyl, 4-nitrophenoxycarbonyl, 2-naphthyloxycarbonyl, etc.], substituted or unsubstituted ar(lower)alkoxycarbonyl [e.g. benzyloxycarbonyl, phenethyloxycarbonyl,
30 benzhydryloxycarbonyl, 4-nitrobenzyloxycarbonyl, etc.] and the like. The lower alkyl-carbamoyl may be substituted with halo or an unsubstituted one such as methylcarbamoyl, ethylcarbamoyl, propylcarbamoyl, dimethylcarbamoyl, 2,2,2-trifluoroethylcarbamoyl or
35 the like. The aryl-carbamoyl may be phenylcarbamoyl, naphthylcarbamoyl, tolylcarbamoyl, xylylcarbamoyl,

mesitylcarbamoyle, cumenylcarbamoyle, and the like, in which the preferable one is phenylcarbamoyle. The carbamoyle substituted with a heterocyclic group may be one substituted with a heterocyclic group as mentioned
5 above, in which preferably one is tetrazolylcarbamoyle. The carbamoyle substituted with (esterified carboxy) lower alkyl may be methoxycarbonylmethylcarbamoyle, methoxycarbonylethylcarbamoyle, ethoxycarbonylmethylcarbamoyle, ethoxycarbonylethylcarbamoyle,
10 benzyloxycarbonylmethylcarbamoyle and the like. The carbamoyle substituted with carboxy(lower)alkyl may be carboxymethylcarbamoyle, carboxyethylcarbamoyle and the like. The lower alkylcarbamoyle substituted with hydroxyl may be N-hydroxy-N-methylcarbamoyle, N-ethyl-
15 N-hydroxycarbamoyle, N-hydroxy-N-propylcarbamoyle, N-hydroxy-N-isopropylcarbamoyle and the like, in which the preferable one is N-hydroxy-N-methylcarbamoyle. The lower alkylcarbamoyle substituted with lower alkylamino may be methylaminomethylcarbamoyle,
20 dimethylaminomethylcarbamoyle, dimethylaminoethylcarbamoyle, diethylaminoethylcarbamoyle, isopropylaminomethylcarbamoyle, isopropylaminoisobutylcarbamoyle and the like, in which
25 the preferable one is dimethylaminoethylcarbamoyle. The lower alkylcarbamoyle substituted with (esterified carboxy)lower alkyl may be (methoxycarbonylmethyl)-ethylcarbamoyle, (ethoxycarbonylmethyl)methylcarbamoyle, (benzyloxycarbonylmethyl)methylcarbamoyle,
30 (benzyloxycarbonylethyl) ethylcarbamoyle and the like, in which preferably one is (ethoxycarbonylmethyl)methylcarbamoyle. The lower alkylcarbamoyle substituted with carboxy(lower)alkyl may be (carboxymethyl)ethylcarbamoyle,
35 (carboxyethyl)ethylcarbamoyle and the like, in which the preferable one is (carboxymethyl)methylcarbamoyle.

The lower alkanoyl may be a substituted or unsubstituted one such as formyl, acetyl, propionyl, butyryl, isobutyryl, valeryl, isovaleryl, pivaloyl, hexanoyl, trifluoroacetyl or the like, in which the preferable one is formyl, acetyl, propionyl or trifluoroacetyl. The aroyl may be benzoyl, naphthoyl, toluoyl, di(tert-butyl)benzoyl and the like and the aryl in said aroyl may be substituted with hydroxyl. The heterocyclic moiety in the term "a heterocycliccarbonyl" may be one mentioned above as a heterocyclic group and preferably one in said heterocycliccarbonyl is morpholinocarbonyl, pyrrolidinylcarbonyl or methylpiperazinylcarbonyl. The term "aralkyl" embraces aryl-substituted alkyl radicals such as benzyl, diphenylmethyl, triphenylmethyl, phenethyl, and diphenethyl. The terms benzyl and phenylmethyl are interchangeable. The term "alkylthio" embraces radicals containing a linear or branched alkyl radical, of one to ten carbon atoms, attached to a divalent sulfur atom. An example of "alkylthio" is methylthio, (CH₃-S-). The term "alkylsulfinyl" embraces radicals containing a linear or branched alkyl radical, of one to ten carbon atoms, attached to a divalent -S(=O)- atom. The terms "N-alkylamino" and "N,N-dialkylamino" denote amino groups which have been substituted with one alkyl radical and with two alkyl radicals, respectively. Suitable "lower alkylamino" may be mono or di(lower alkyl)amino such as methylamino, ethylamino, dimethylamino, diethylamino or the like. The term "imino" in "hydroxyimino" and "alkoxyimino" denotes a -C=N- radical. The term "hydroxyimino" denotes a -C=N-OH radical. The term "amide" denotes a radical formed by an amino substituted carbonyl, or -C(=O)-NH₂.

The present invention comprises a pharmaceutical composition comprising a therapeutically-effective amount of a compound of Formula I as defined above but without excluding
5 compounds defined in the overall proviso that R^2 and R^3 are not at same time 1) para-hydroxyphenyl, 2) para-methoxyphenyl, 3) para-acetoxyphenyl, 4) para-chlorophenyl, 5) para-methylphenyl or 6) para-bromophenyl, but preferably of Formula I, in
10 association with at least one pharmaceutically-acceptable carrier, adjuvant or diluent.

The present invention also comprises a method of treating inflammation or inflammation-related disorders in a subject, the method comprising
15 administering to a subject having such inflammation or disorder, a therapeutically-effective amount of a compound of Formula I, as defined above but without excluding compounds defined in the overall proviso
20 that R^2 and R^3 are not at same time 1) para-hydroxyphenyl, 2) para-methoxyphenyl, 3) para-acetoxyphenyl, 4) para-chlorophenyl, 5) para-methylphenyl or 6) para-bromophenyl, but preferably of Formula I in unit dosage form.

25

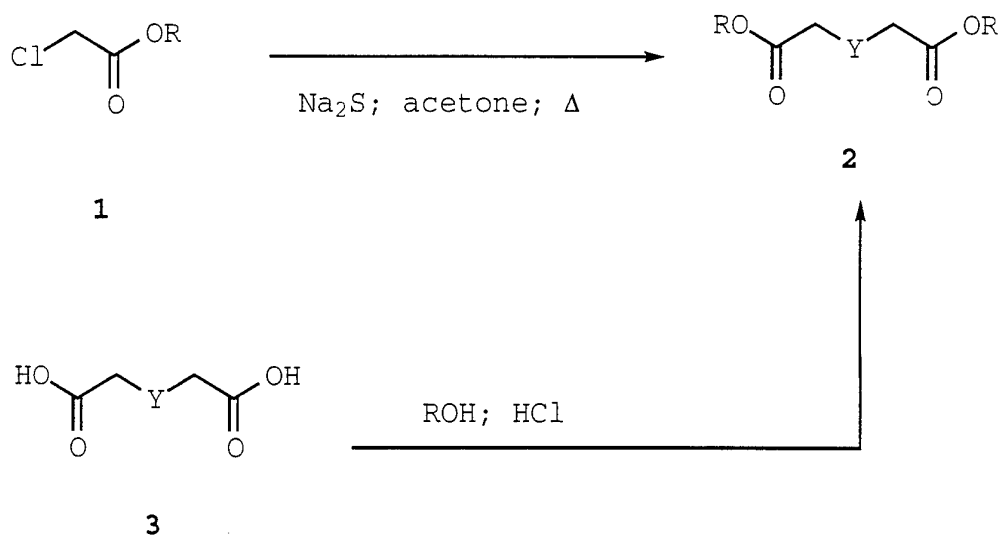
Also included in the family of compounds of Formula I are the pharmaceutically-acceptable salts thereof. The term "pharmaceutically-acceptable salts" embraces salts commonly used to form alkali metal
30 salts and to form addition salts of free acids or free bases. The nature of the salt is not critical, provided that it is pharmaceutically-acceptable. Suitable pharmaceutically-acceptable acid addition salts of compounds of Formula I may be prepared from
35 an inorganic acid or from an organic acid. Examples of such inorganic acids are hydrochloric, hydrobromic,

hydroiodic, nitric, carbonic, sulfuric and phosphoric acid. Appropriate organic acids may be selected from aliphatic, cycloaliphatic, aromatic, araliphatic, heterocyclic, carboxylic and sulfonic classes of organic acids, example of which are formic, acetic, propionic, succinic, glycolic, gluconic, lactic, malic, tartaric, citric, ascorbic, glucuronic, maleic, fumaric, pyruvic, aspartic, glutamic, benzoic, anthranilic, mesylic, salicylic, salicylic, p-hydroxybenzoic, phenylacetic, mandelic, embonic (pamoic), methanesulfonic, ethane-sulfonic, benzenesulfonic, pantothenic, 2-hydroxyethanesulfonic, toluenesulfonic, sulfanilic, cyclohexylaminosulfonic, stearic, algenic, β -hydroxybutyric, salicylic, galactaric and galacturonic acid. Suitable pharmaceutically-acceptable base addition salts of compounds of Formula I include metallic salts made from aluminum, calcium, lithium, magnesium, potassium, sodium and zinc or organic salts made from N,N'-dibenzylethylenediamine, chlorprocaine, choline, diethanolamine, ethylenediamine, meglumine (N-methylglucamine) and procaine. All of these salts may be prepared by conventional means from the corresponding compound of Formula I by reacting, for example, the appropriate acid or base with the compound of Formula I.

30 GENERAL SYNTHETIC PROCEDURES

The compounds of the invention can be synthesized according to the following procedures of Schemes I-XIII, wherein the R¹-R³ substituents are as defined for Formula I, above, except where further noted.

Scheme I



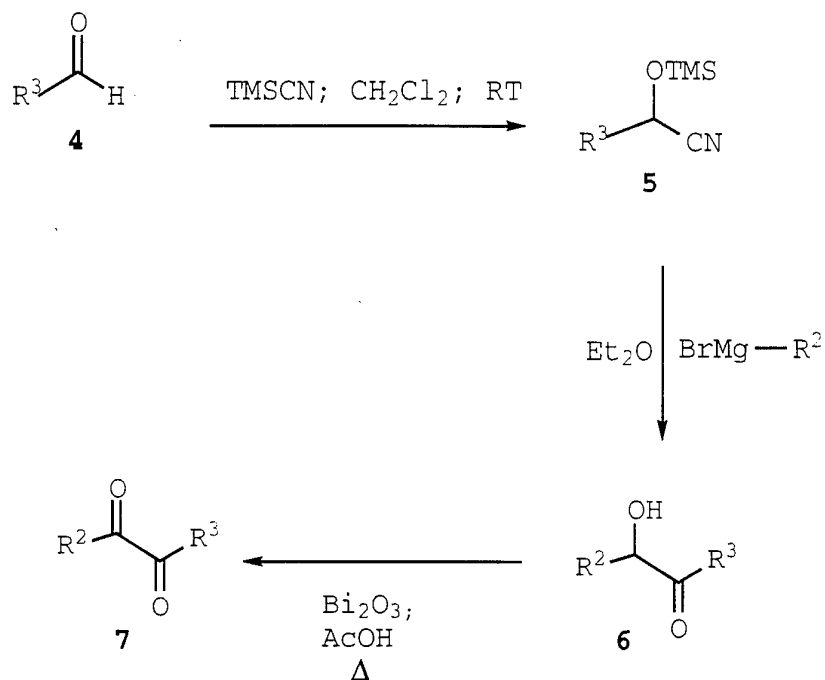
5

Synthetic Scheme I shows the preparation of dialkylester **2** from starting ester **1** or diacid **3** where R is lower alkyl. The dialkylester **2** can be prepared by the condensation of alkyl chloroacetate **1** with sodium sulfide nonahydrate, where Y is sulfur. Alternatively, dialkylester **2** can be formed by alcohol esterification of diacid **3**.

10

30

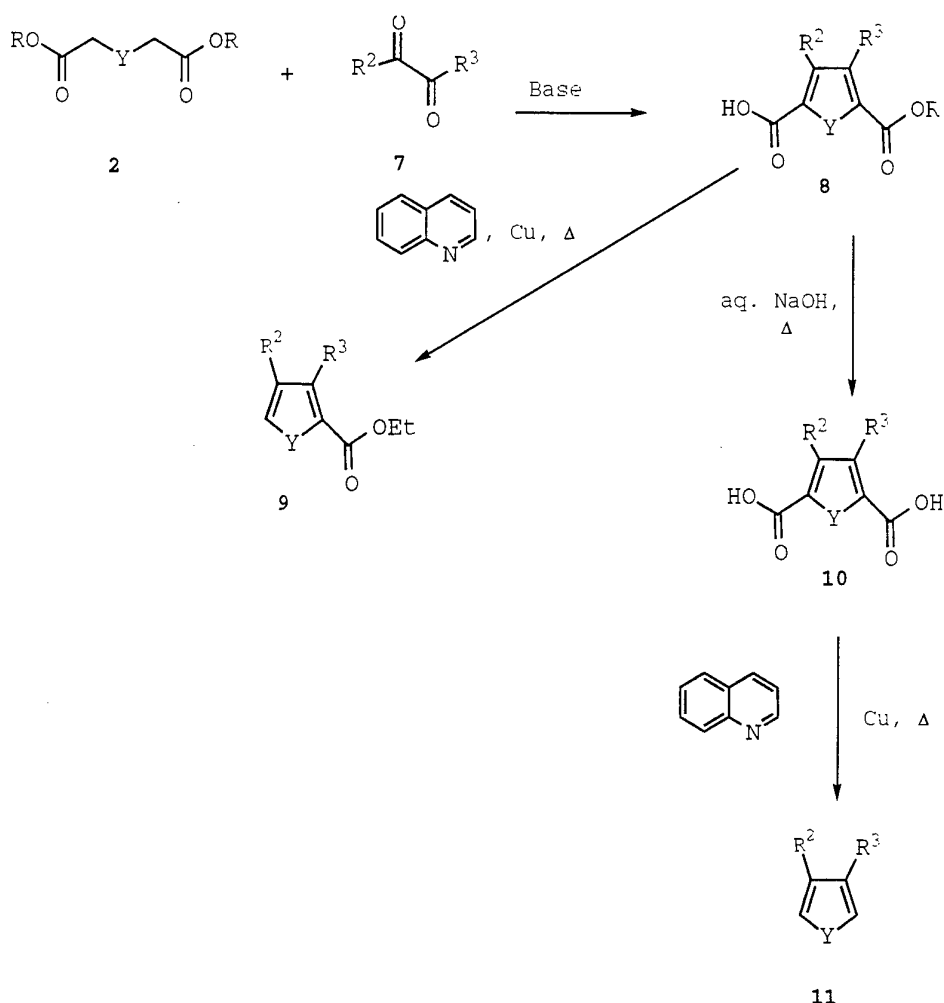
Scheme II



5 Synthetic Scheme II shows the preparation of
diones **7** in three steps from commercially available
aldehydes. In Step 1, treatment with trimethylsilyl
cyanide (TMSCN) provides the trimethylsilyloxy nitrile
5. In Step 2, the nitrile **5** is treated with a Grignard
10 reagent to form the hydroxy ketone **6**. In Step 3, the
hydroxy ketone **6** is oxidized to give the desired
diketone **7**.

31

Scheme III

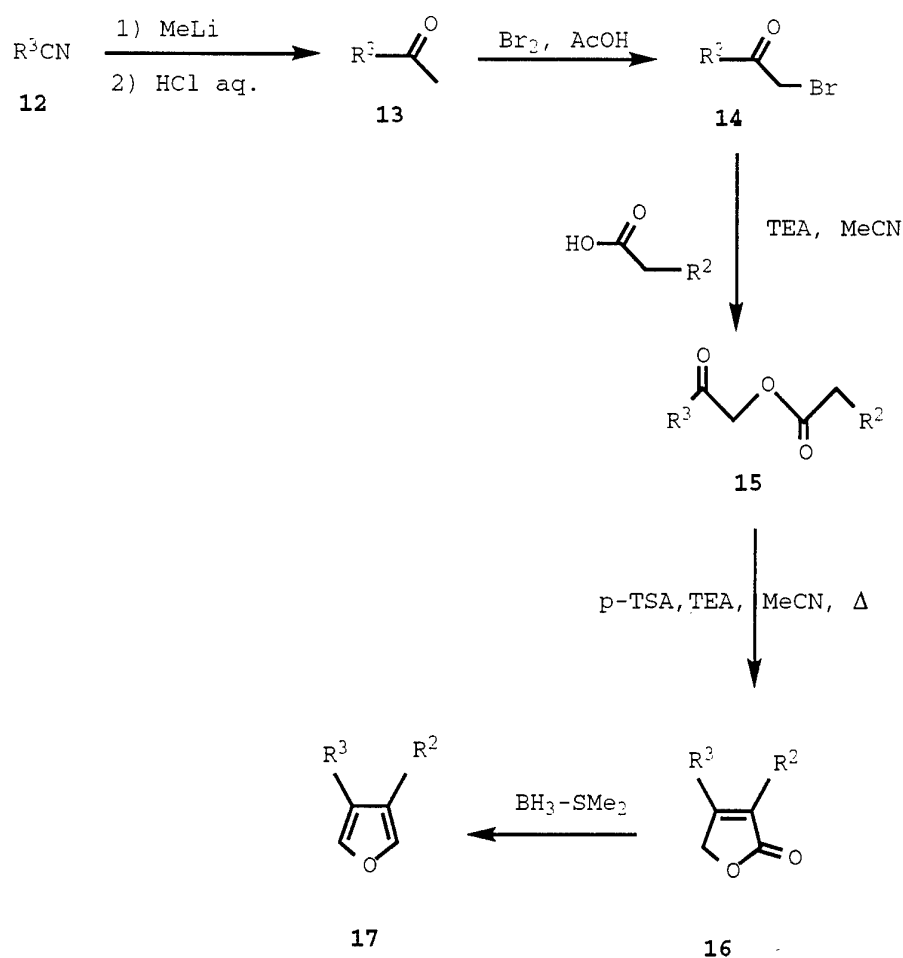


Synthetic Scheme III shows the preparation
 5 of half ester **8**, monoester **9**, diacid **10** and 3,4-
 substituted heterocycles **11** of the present invention.
 In Step 1, the half ester **8** is formed by the Hinsberg
 condensation of dialkyl ester **2** and diketone **7**,
 prepared in Synthetic Schemes I -II, respectively, by
 10 treatment with base, such as sodium methoxide or
 potassium tert-butoxide, in solvents, such as THF or
 alcohols. The half ester **8** can be isolated, or
 saponified in Step 2 to the yield diacid **10**. See D.J.
 Chadwick et al, J. Chem. Soc. Perkin I, 2079 (1972).
 15 Alternatively, a procedure analogous to that described
 in Overberger et al, J. Amer. Chem. Soc., 72, 4958

(1950), can be used to prepare the diacid **10**. In step 3, the diacid **10** is decarboxylated through the addition of copper powder, quinoline and heat to form the antiinflammatory 3,4-substituted heterocycle **11** in a process essentially analogous to that described in D.J. Chadwick et al, J. Chem. Soc. Perkin I, 2079 (1972). Alternatively, the half ester **8** can be monodecarboxylated to the ester **9** by a method similar to that described in Step 3, above.

10

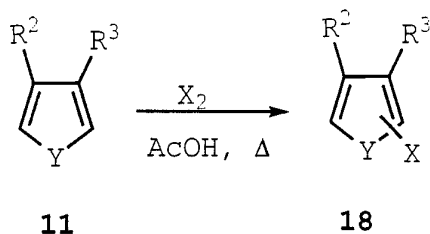
Scheme IV



15 Synthetic Scheme IV shows the five step preparation of 3,4-substituted furans **17** from the nitrile **12**. In step 1, reaction of the nitrile **12** with

an alkyl lithium, such as methyl lithium, at -78°C , is followed by acidification to give the ketone **13**. In step 2, the ketone **13** is brominated to yield the bromoketone **14**. In step 3, bromoketone **14** is coupled with an acid to produce the ester **15**. In step 4, cyclization of the ester **15** by reflux with p-toluenesulfonic acid and triethylamine produces the furanone **16**. In step 5, furanone **16** is reduced with borane dimethylsulfide complex to give the antiinflammatory furans **17** of the present invention.

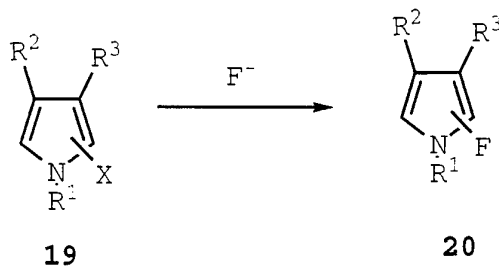
Scheme V



15

The compounds of the present invention wherein X is bromo or chloro, are prepared by treating the decarboxylation product heterocycle **11** or **17**, prepared in Synthetic Scheme III or IV, with Br_2 or Cl_2 , respectively. In other words Cl_2 or Br_2 may be used to yield monohalo or dihalo heterocycle **18** as in the above Scheme V.

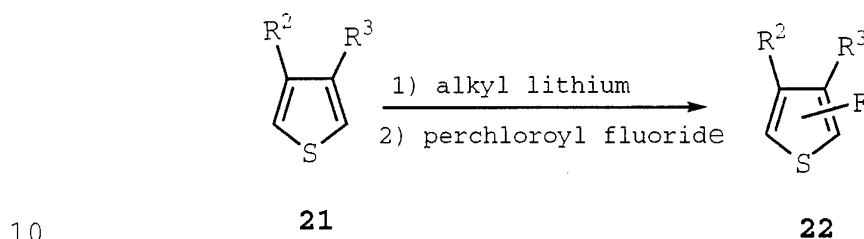
Scheme VI



25

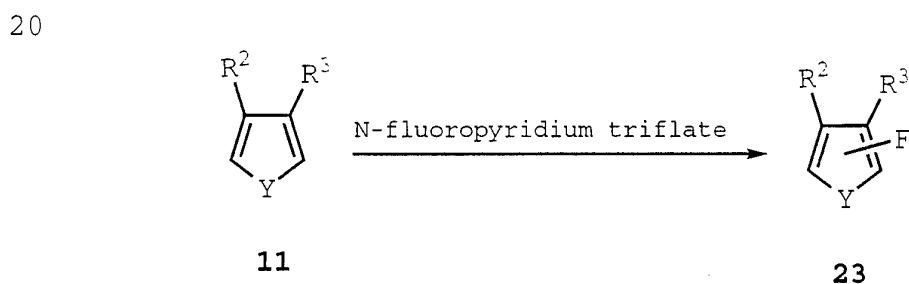
The compounds of Formula I, wherein Y is NR¹ and X is chloro or bromo, may be treated with silver fluoride or potassium fluoride to obtain compound **20** of Formula I wherein Y is NR¹ and X is fluoro. This preparation shown in Scheme VI is analogous to that described in U.S. Patent 4,652,582.

Scheme VII



15 Compound **21** of Formula I, wherein Y is S and X is H, may be treated in two steps, first with alkyllithium and then with perchloroyl fluoride, to obtain compound **22** of Formula I, wherein X is fluoro, in the manner set forth in the Scheme VII using methods analogous to those set forth in U.S. Patent 4,590,205.

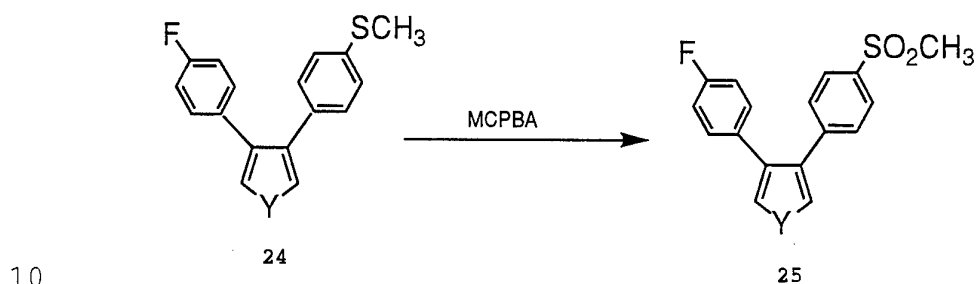
Scheme VIII



25 Alternatively, compounds of Formula I, wherein Y is O or S and X is hydrogen, may be treated with N-fluoropyridinium triflate as set forth in the Scheme VIII using methods analogous to those described in Tetrahedron Letters, 27, 4465 (1986).

Alternatively, heterocycle **11** may be substituted at the 2 and 5 position by methods outlined for each of these substituents in their respective patent application and/or Patents, i.e. PCT Publication WO 91/19708, U.S. Patent Nos. 4,590,205, 4,302,461, 4,427,693 and 4,432,974.

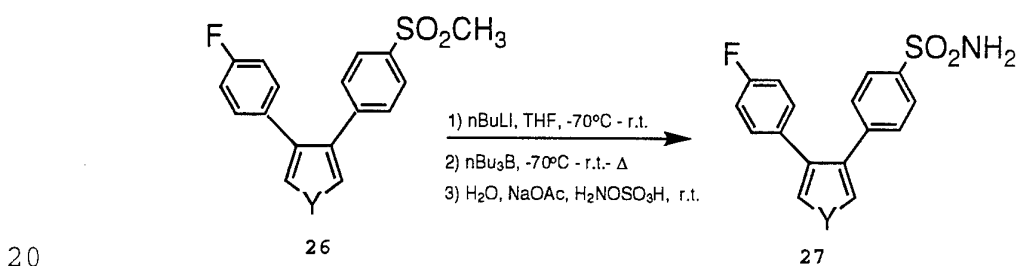
Scheme IX



Compounds of Formula I wherein R^3 is alkylthiophenyl, may be treated with m-chloroperoxybenzoic acid (MCPBA) to obtain other compounds of Formula I, wherein R^3 is alkylsulfonylphenyl, in the manner set forth in Scheme IX.

15

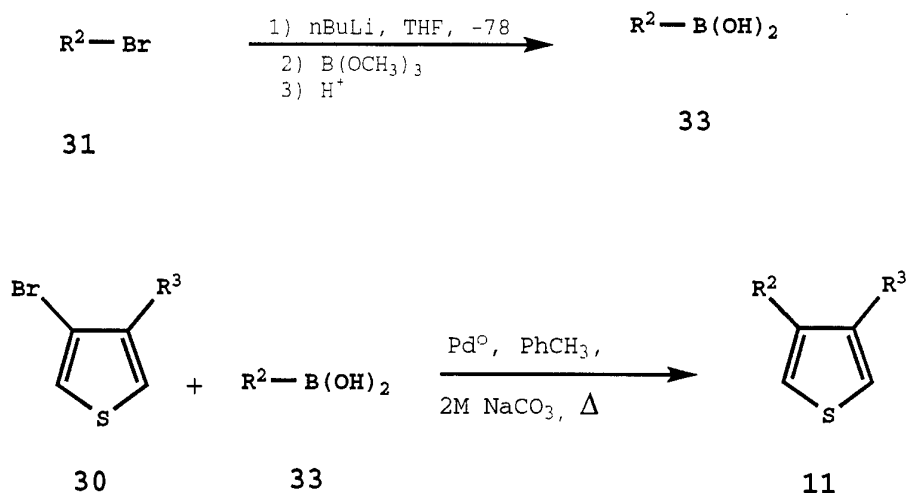
Scheme X



Compounds of Formula I wherein R^3 is alkylsulfonylphenyl, may be treated in three steps to obtain other compounds of Formula I, wherein R^3 is benzenesulfonamide, in the manner set forth in Scheme X. In Step 1, the alkylsulfone is treated at -70°C with n-butyllithium. In step 2, tri-n-butyl borane in

25

Scheme XII



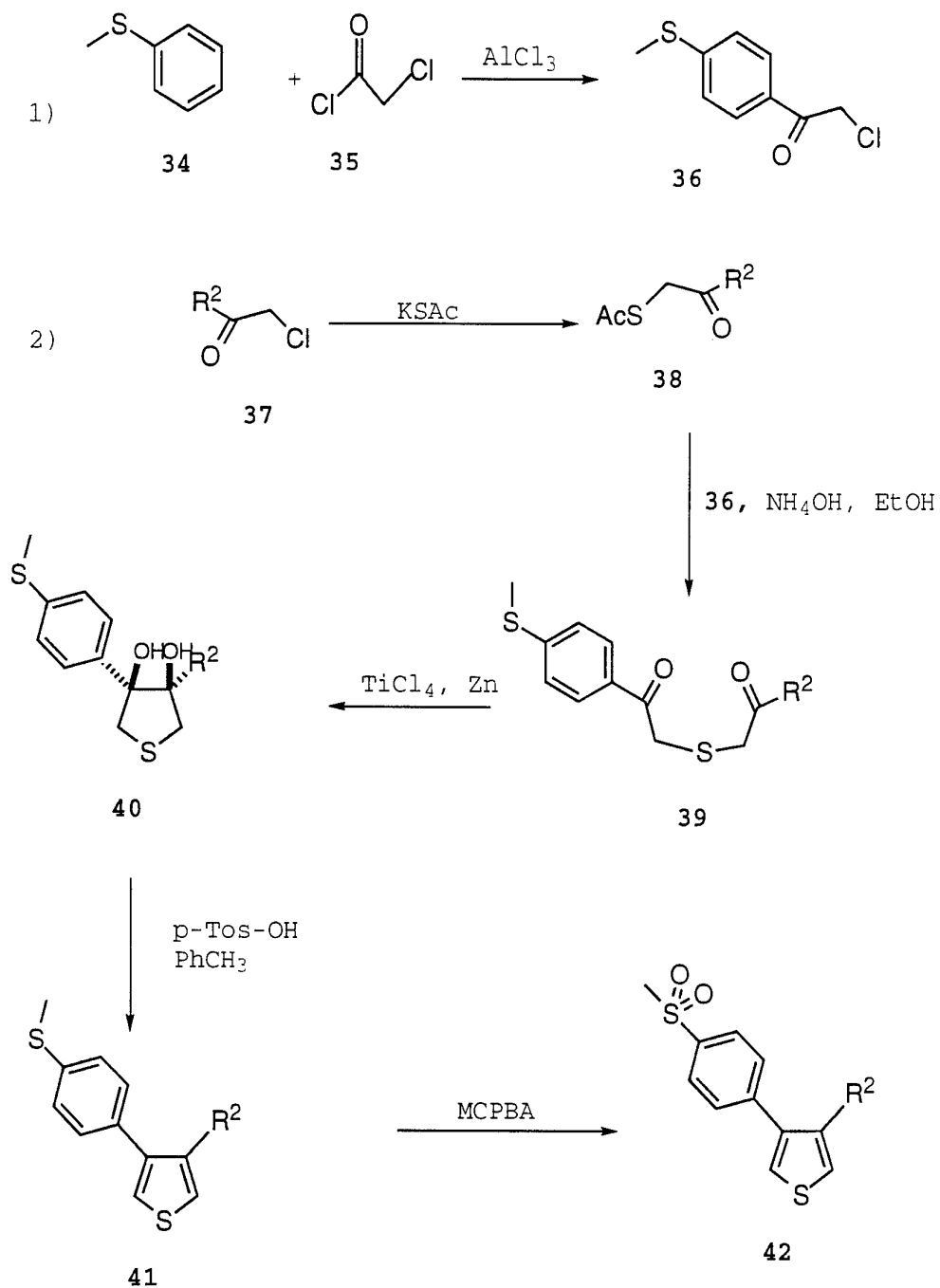
5 Synthetic Scheme XII shows the two step procedure for the preparation of 3,4-disubstituted heterocyclic antiinflammatory agents **11** from monocoupled thiophene

10 antiinflammatory agents **11** from monocoupled thiophene bromides **30** (prepared in Synthetic Scheme XI) and substituted boronic acids **33** using a sequential

15 coupling procedure which is similar to the coupling procedure developed by Suzuki, et al., [*Syn. Commun.*, 11, 513 (1981)]. In step one, halogen-metal interchange of the bromides **31** in THF at -78°C generates the corresponding organolithium reagents

20 which are reacted with trimethyl borate. Hydrolysis with hydrochloric acid provides the substituted boronic acids **33**. In step two, the monocoupled bromides **30** (prepared in Synthetic Scheme XI) are coupled in toluene at reflux in the presence of Pd⁰ catalyst, e.g., tetrakis(triphenylphosphine)palladium (0), and 2M sodium carbonate, with **33** to give the 3,4-disubstituted heterocyclic antiinflammatory agents **11** of this invention.

Scheme XIII



5 Alternatively, the heterocycles of the present invention, where Y is sulfur and R³ is 4-methylsulfonyl, may be prepared essentially as the McMurray synthesis, as shown in Scheme XIII. In Step

1, thioanisole **34** is acetylated with chloroacetyl **35**
in the presence of AlCl₃ to form the haloacetophenone
36. In Step 2, the thioacetylketone **38** is prepared by
the treatment of ketone **37** with potassium thioacetate
5 in ethanol. In Step 3, intermediates **36** and **38** are
coupled to form the dione **39** in the presence of
ammonium hydroxide. In Step 4, diol **40** is formed
through the treatment of dione **39** with TiCl₄ and zinc
dust. Thiophene **41** is formed in Step 5 by refluxing
10 diol **40** with p-toluenesulfonic acid in toluene. The
antiinflammatory (4-methylsulfonylphenyl) thiophenes
42 of the invention are formed through the oxidation
of the alkylthiophenyl thiophene **41** with meta-
chloroperoxybenzoic acid in dichloromethane.

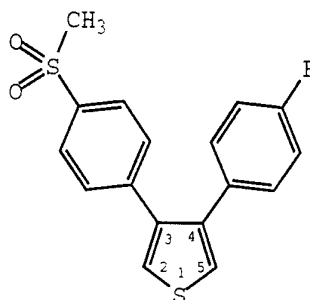
15

An alternate procedure utilized in the
present invention is essentially analagous to that
outlined by H. Wynberg and H.J. Kooreman, J. Am. Chem.
Soc., 87, 1739 (1985).

20

The following examples contain detailed
descriptions of the methods of preparation of
compounds of Formula I-II. These detailed descriptions
fall within the scope, and serve to exemplify the
25 above described General Synthetic Procedures which
form part of the invention. These detailed
descriptions are presented for illustrative purposes
only and are not intended as a restriction on the
scope of the invention. All parts are by weight and
30 temperatures are in Degrees centigrade unless
otherwise indicated.

Example 1



5 3-(4-Methylsulfonylphenyl)-4-(4-fluorophenyl)thiophene

Step 1: Preparation of dimethyl thiodiglycolate.

A 2L, 4-neck round bottom flask equipped
 10 with a mechanical stirrer was charged with
 thiodiglycolic acid (300.3 g, 2 mol) and methanol (810
 ml). Anhydrous HCl was then bubbled through this
 solution with stirring for 0.5 hours. Stirring was
 continued for an additional 16 hours at 27°C at which
 15 time the methanol was removed by distillation at
 reduced pressure. The residue was dissolved in
 diethyl ether and washed with brine (300 ml), twice
 with saturated bicarbonate (2 x 500 ml) and brine (500
 ml). The diethyl ether was dried with Na₂SO₄ and the
 20 solvent removed by distillation at reduced pressure.
 Vacuum distillation of the resulting residue yielded
 229.7 g (1.29 mol, 64%) of dimethyl thiodiglycolate;
¹H NMR (CDCl₃) δ 3.37 (s, 4H), 3.72 (s, 6H).

25 Step 2: Preparation of 2-methoxycarbonyl-3-(4'-
 fluorophenyl)-4-(4'-methylthiophenyl)-thienyl-5-
 carboxylic acid and 2-methoxycarbonyl-3-(4'-
 methylthiophenyl)-4-(4'-fluorophenyl)-thienyl-5-
 carboxylic acid.

30

To a stirred solution of 4-fluoro-4'-
 methylthio benzil (33.34 g, 122 mmol) and dimethyl
 thiodiglycolate (43.4 g, 244 mmol) from Step 1 in

41

tetrahydrofuran (THF) (400 ml) at ambient temperature was added 25% NaOMe in methanol solution (83.7 ml, 366 mmol). This solution was immediately warmed to 65°C and stirred for 2.5 hours. The reaction mixture was cooled to room temperature and poured into 1L of 2M NH₄OH and 1L diethyl ether, shaken, and separated. The aqueous layer was acidified with concentrated HCl, saturated with NaCl, and extracted with 1L ethyl acetate. The ethyl acetate was dried over Na₂SO₄ and concentrated in vacuo to provide 73.43 g of crude intermediate as a tan solid. The crude intermediate was recrystallized from ethyl acetate/iso-octane to provide 39 g (82%) of 2-methoxycarbonyl-3-(4'-fluorophenyl)-4-(4'-methylthiophenyl)-thienyl-5-carboxylic acid as a white crystalline solid.

Step 3: Preparation of 3-(4'-methylthiophenyl)-4-(4'-fluorophenyl)-thienyl-2,5-dicarboxylic acid.

20

To a solution of 2-methoxycarbonyl-3-(4'-fluorophenyl)-4-(4'-methylthiophenyl)-thienyl-5-carboxylic acid (39 g, 93.6 mmol) from Step 2 in 450 ml THF was added 1N NaOH (468 ml). Enough methanol was added to bring reagents back into solution (~ 75 ml). The reaction was then heated to reflux for 1.5 hours at which time the reaction was determined to be complete by HPLC monitoring. The reaction mixture was washed with diethyl ether (500 ml), acidified with conc. HCl, saturated with NaCl, and extracted twice with 500 ml ethyl acetate. The ethyl acetate was dried over MgSO₄ and concentrated in vacuo to yield 36.84 g of 3-(4'-methylthiophenyl)-4-(4'-fluorophenyl)-thienyl-2,5-dicarboxylic acid.

35

Step 4: Preparation of 3-(4'-methylthiophenyl)-4-(4'-fluorophenyl)thiophene.

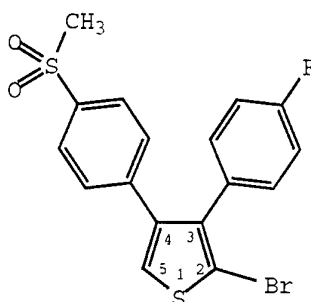
The diacid from Step 3 (36.84 g, 94.9 mmol) was suspended in 400 ml of freshly distilled quinoline and heated to 180-200°C in an oil bath at which time copper powder (3.6 g) was added in one portion. The reaction was stirred at 180-200°C for 3 hours, cooled to 130°C, filtered through a medium frit glass funnel then cooled to room temperature. The quinoline was acidified with 3N HCl and extracted twice with diethyl ether (400 ml). The diethyl ether was dried and concentrated to provide 27.83 g of a dark brown solid. The brown solid was dissolved in a minimum amount of ethyl acetate and passed over silica in hexane. The silica was washed with 50% ethyl acetate in hexane until no further product eluted. The product containing fractions were combined and concentrated to provide 25.37 g (89%) of 3-(4'-methylthiophenyl)-4-(4'-fluorophenyl)-thiophene as a white solid.

Step 5: Preparation of 3-(4-methylsulfonylphenyl)-4-(4-fluorophenyl)thiophene.

3-(4'-methylthiophenyl)-4-(4'-fluorophenyl)thiophene (21.3 g, 70.9 mmol) from Step 4 was dissolved in 500 ml dichloromethane and cooled to -78°C. To this solution was added 50-60% 3-chloroperoxybenzoic acid (MCPBA) (44.5 g, 142 mmol). The reaction was stirred at -78°C for 1.5 hours at which time the cooling bath was replaced with an ice bath and the reaction stirred at 0°C until reaction was complete by monitoring with HPLC. The reaction was warmed to room temperature, washed with 1M NaHSO₃ solution (500 ml), saturated NaHCO₃ (500 ml) and brine. The reaction solution was dried over Na₂SO₄ and concentrated in vacuo. This material was dissolved in

250 ml dichloromethane and 350 ml absolute ethanol was added. The dichloromethane was removed by boiling and the solution cooled to 10°C for a few hours. 3-(4-Methylsulfonylphenyl)-4-(4-fluorophenyl)-thiophene (16 g) was collected by filtration on a medium frit funnel. Melting point 190.5-191.5°C.

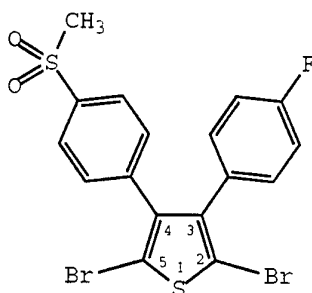
Example 2



4-(4-Methylsulfonylphenyl)-3-(4-fluorophenyl)-
2-bromothiophene

15

Example 3



4-(4-Methylsulfonylphenyl)-3-(4-fluorophenyl)-2,5-
dibromothiophene

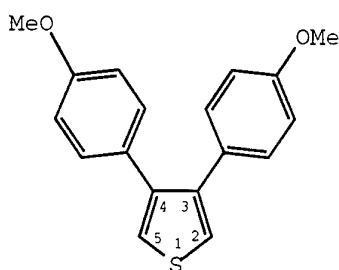
3-(4-Methylsulfonylphenyl)-4-(4-fluorophenyl)-thiophene (102 mg) was dissolved in acetic acid (75 ml) and heated to 90°C. Bromine in acetic acid (0.1 M, 3.07 ml) was added in one portion. The reaction was stirred for 15 minutes at which time the solvent was removed at reduced pressure. The

25

residue was dissolved in a minimum of ethyl acetate and chromatographed on silica, eluting with 2.5% isopropanol in hexane yielding 4-(4-methylsulfonylphenyl)-3-(4-fluorophenyl)-2,5-dibromothiophene (CI MS (M+H) : 489/491/493) and 4-(4-methylsulfonylphenyl)-3-(4-fluorophenyl)-2-bromothiophene (CI MS (M+H) : 411/413).

Example 4

10



3,4-Bis(4-methoxyphenyl)thiophene

15 Step 1: Preparation of 2-methoxycarbonyl-3,4-bis-(4-methoxyphenyl)-thienyl-5-carboxylic acid.

To a stirred solution of 4,4'-bis(methoxy)benzil (3.03 g, 11.2 mmol) and dimethyl thiodiglycolate (3.56 g, 20 mmol) in THF (20 ml), 25% NaOMe in methanol solution (7.4 ml, 32.4 mmol) was added at ambient temperature. This solution was immediately warmed to 65°C and stirred for 2.5 hours. The reaction was cooled to room temperature and poured into 2M NH₄OH (100 ml) and 100 ml diethyl ether, shaken and separated. The aqueous layer was acidified with concentrated HCl, saturated with NaCl and extracted with ethyl acetate (100 ml). The ethyl acetate was dried over Na₂SO₄ and concentrated in vacuo to provide 1.72 g (40%) of 2-methoxycarbonyl-3,4-bis-(4'-methoxyphenyl)-thienyl-5-carboxylic acid as a white solid. CI MS (M+H) : 399.

Step 2: Preparation of 3,4-bis-(4-methoxyphenyl)-thienyl-2,5-dicarboxylic acid.

To a solution of 2-methoxycarbonyl-3,4-bis-
5 (4'-methoxyphenyl)-thienyl-5-carboxylic acid (1.6 g,
4.0 mmol) in THF (100 ml) was added 1N NaOH (8.4 ml).
Enough methanol was added to bring reagents back into
solution (~10 ml). The reaction was heated to reflux
for 6 hours at which time the reaction was complete by
10 HPLC monitoring. The THF and methanol were removed at
reduced pressure and the residue dissolved in water
(300 ml) and diethyl ether (300 ml). The aqueous
layer was acidified with conc. HCl, saturated with
NaCl and extracted twice with 300 ml ethyl acetate.
15 The ethyl acetate layers were dried over MgSO₄ and
concentrated in vacuo to yield 1.45g (94%) of 3,4-bis-
(4-methoxyphenyl)-thienyl-2,5-dicarboxylic acid. CI MS
(M+H) : 385.

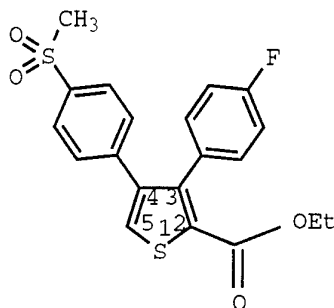
20 Step 3: Preparation of 3,4-bis(4-methoxyphenyl)
thiophene.

3,4-bis-(4-methoxyphenyl)-thienyl-2,5-
dicarboxylic acid (1.3 g, 3.4 mmol) was suspended in
25 50 ml of freshly distilled quinoline and heated to
180-200°C in an oil bath at which time copper powder
(0.2 g) was added in one portion. The reaction was
stirred at 180-200°C for 3 hours, cooled to 130°C,
filtered through a medium frit glass funnel and cooled
30 to room temperature. The quinoline was acidified with
3N HCl and extracted twice with diethyl ether (40 ml).
The diethyl ether layer was dried and concentrated to
provide a dark brown solid. The brown solid was
dissolved in a minimum amount of ethyl acetate and
35 passed over silica, eluting with hexane. After
removal of the hexane, the product was crystallized
from hot absolute ethanol to yield 0.9 g (90%) of 3,4-

bis(4-methoxyphenyl)thiophene as a white solid. EI MS (M+H) : 296.

Example 5

5



Ethyl [4-(4-methylsulfonylphenyl)-3-(4-fluorophenyl)thien-2-yl]carboxylate

10

Step 1: Preparation of 2-ethoxycarbonyl-3-(4-fluorophenyl)-4-(4-methylthiophenyl)thiophene.

A mixture of 2-ethoxycarbonyl-3-(4-fluorophenyl)-4-(4-methylthiophenyl)-thienyl-5-carboxylic acid and 2-carboethoxy-3-(4-methylthiophenyl)-4-(4-fluorophenyl)-thienyl-5-carboxylic acid (714 mg), described in Example 1, was suspended in 75 ml of freshly distilled quinoline and heated to 180-200°C in an oil bath at which time copper powder (0.2 g) was added in one portion. The reaction was stirred at 180-200°C for 3 hours, cooled to 130°C, filtered through a medium frit glass funnel and cooled to room temperature. The quinoline was acidified with 3N HCl and extracted twice with diethyl ether (40 ml). The diethyl ether was dried and concentrated to provide a dark brown solid. The brown solid was dissolved in a minimum amount of ethyl acetate and passed over silica, eluting with hexane followed by 5% ethyl acetate in hexane to the yield 2-

ethoxycarbonyl-3-(4-fluorophenyl)-4-(4-methylthiophenyl)thiophene; CI MS (M+H) : 373.

5 Step 2: Preparation of 2-ethoxycarbonyl-3-(4-fluorophenyl)-4-(4-methylsulphonylphenyl)thiophene.

2-ethoxycarbonyl-3-(4-fluorophenyl)-4-(4-methylthiophenyl)thiophene from Step 1 (93.1 mg, 0.25 mmol) was dissolved in 10 ml dichloromethane and cooled to -78°C. To this solution was added 50-60% MCPBA (173 mg, 0.5 mmol). The reaction was stirred at -78°C for 1.5 hours at which time the cooling bath was replaced with an ice bath and the reaction stirred at 15 0°C until the reaction was complete as monitored by HPLC. The reaction was warmed to room temperature and washed with 1M NaHSO₃ solution (10 ml), saturated NaHCO₃ (10 ml) and brine. The solution was dried over Na₂SO₄ and concentrated in vacuo. This residue was 20 dissolved in ethyl acetate and chromatographed on silica, eluting with a gradient from 1%-4% isopropanol in hexane yielding 2-ethoxycarbonyl-3-(4-fluorophenyl)-4-(4-methylsulphonylphenyl)thiophene as a white solid. ¹H NMR (CDCl₃) δ1.2p (t, 3h, J = 7.0 Hz), 3.0 (s, 3h), 4.22 (q, 2h, J = 7.0 Hz), 7.0 (m, 2h), 7.11 (m, 2h), 7.23 (d, 2h, J = 8.4 Hz), 7.6 (s, 1H), 7.8 (d, 2h, J = 8.4 Hz).

To this solution was added NH_4OH (20 M, 1 ml) and the reaction was stirred for 16 hours at ambient temperature. The ethanol was removed at reduced pressure, the residue was dissolved in ethyl acetate (50 ml) and washed with 1N HCl (30 ml) and brine (30 ml). The ethyl acetate was dried over Na_2SO_4 and the solvent was removed at reduced pressure. The residue was chromatographed on silica eluting with 20% ethyl acetate in hexane to yield the diketone (290 mg, 42%).
10 CI MS (M+H) : 347.

Step 3: Preparation of Diol

The diketone from Step 2 (173 mg) was dissolved in anhydrous THF (10 ml) and cooled to -7°C . To this solution was added TiCl_4 (255.1 μl , 2.3 mmol) and zinc powder (300 mg). The reaction was stirred at ambient temperature for 3 hours at which time 10% aq K_2CO_3 (20 ml) and dichloromethane (20 ml) were added and the entire reaction poured through celite. The aqueous and organic layers were separated. The organics were washed with water (20 ml), dried over Na_2SO_4 and the solvent removed at reduced pressure. The residue was chromatographed on silica, eluting with a gradient from 10%-30% ethyl acetate in hexane to yield 75 mg (31%) of diol. CI MS (M+H) : 349.

Step 4: Preparation of 3-(4-methylthiophenyl)-4-(4-methoxyphenyl)thiophene.

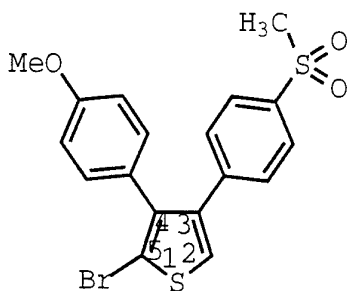
30 Diol from Step 3 (65 mg) and p-toluenesulphonic acid (15 mg) were dissolved in toluene (10 ml) and heated to reflux under nitrogen for 1 hour. The solution was cooled and filtered and diethyl ether (50 ml) added. The organics were washed twice with saturated NaHCO_3 (2 x 50 ml), once with brine (50 ml), dried over Na_2SO_4 and the solvent removed at reduced pressure. The residual oil was

dissolved in a minimum amount of ethyl acetate and chromatographed on silica, eluting with 2% ethyl acetate in hexane to yield 3-(4-methylthiophenyl)-4-(4-methoxyphenyl)thiophene (53 mg, 95%). EI MS (M+H) :
5 312.

Step 5: Preparation of 3-(4-methylsulphonylphenyl)-4-(4-methoxyphenyl)thiophene.

10 3-(4-Methylthiophenyl)-4-(4-methoxyphenyl)thiophene from Step 4 (36.5 mg, 0.12 mmol) was dissolved in dichloromethane (10 ml). To this solution was added 3-chloroperoxybenzoic acid (MCPBA) (88.7 mg of 50% MCPBA) and the reaction
15 stirred under nitrogen for 6 hours. Once the reaction was complete, dichloromethane (25 ml) was added and the reaction washed with Na₂S₂O₅ in water (1 g in 25 ml), saturated NaHCO₃ (2 x 25 ml), brine (25 ml),
20 dried over Na₂SO₄ and the solvent removed at reduced pressure. The crude solid was purified by crystallization from dichloromethane and isooctane to yield 3-(4-methylsulphonylphenyl)-4-(4-methoxyphenyl)thiophene (40 mg, 98%). CI MS (M+H) :
25 344.

Example 7

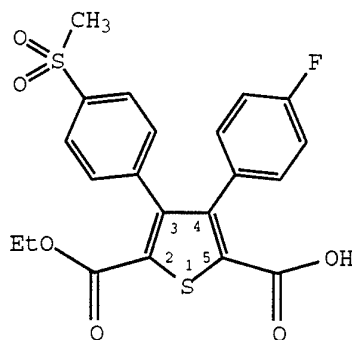


30

**3-(4-Methylsulfonylphenyl)-4-(4-methoxyphenyl)-
5-bromothiophene**

3-(4-methylsulphonylphenyl)-4-(4-methoxyphenyl)thiophene from Example 6 (9.3 mg) was dissolved in acetic acid (10 ml) and heated to 90°C at which time Br₂ in acetic acid (1.0 M, 27 μl) was added in one portion. The reaction was stirred for 15 minutes at which time the solvent was removed at reduced pressure. The residue was dissolved in a minimum of ethyl acetate and chromatographed on silica, eluting with 2.5% isopropanol in hexane, yielding 3-(4-methylsulfonylphenyl)-4-(4-methoxyphenyl)-5-bromothiophene. CI MS (M+H): 423/425.

Example 8



2-Ethoxycarbonyl-4-(4-fluorophenyl)-3-(4-methanesulfonylphenyl)-thienyl-5-carboxylic acid

Step 1. Preparation of 1-(4'-thiomethylphenyl)-1-(trimethylsiloxy) acetonitrile.

A 1L 3-necked round-bottomed flask equipped with magnetic stirrer, nitrogen inlet, reflux condenser, constant pressure addition funnel and thermometer was charged with 4'-methylthiobenzaldehyde (33.5 ml, 0.252 mol) and 300 ml of dichloromethane. The addition funnel was charged with trimethylsilylcyanide (25.0 g, 0.252 mol) dissolved in 100 ml dichloromethane. The stirrer was started and

approximately 10 ml of the trimethylsilyl cyanide solution was added from the addition funnel. As no exotherm was noted, zinc iodide (0.50 g, 0.0016 mol) was added to the reaction. An exotherm of

5 approximately 3°C was noted, and the addition of the trimethylsilylcyanide solution was continued over about 0.75 hour. During the addition, the exotherm produced warmed the reaction to reflux. The reaction was stirred for one hour, during which time it cooled

10 to room temperature, and the mixture was poured into a separatory funnel charged with water (300 ml). The layers were separated, and the water layer was extracted once with dichloromethane (200 ml). The combined organic layers were washed with brine (200

15 ml), dried over anhydrous MgSO₄, filtered, and concentrated in vacuo to yield a light orange oil (61.05 G, 96%), which crystallized upon standing, of 1-(4'-thiomethylphenyl)-1-(trimethylsiloxy) acetonitrile, ¹H NMR (CDCl₃/300 MHz) δ7.42(m, 4H),

20 5.49(s, 1H), 2.53 (s, 3H), 0.26 (s, 9H).

Step 2. Preparation of 2-(4-thiomethylphenyl)-2-hydroxy-4'-fluoroacetophenone.

25 An oven-dried, 1L four-necked round-bottomed flask equipped with mechanical stirrer, reflux condenser, nitrogen inlet, constant pressure addition funnel and thermometer was charged with magnesium turnings (3.31 g, 0.136 mol) and anhydrous THF (200

30 ml). The addition funnel was charged with 4-bromo-1-fluorobenzene (15.1 ml, 0.136 mol) dissolved in anhydrous THF (100 ml). Approximately 5 ml of the 4-bromo-1-fluorobenzene solution was added to the reaction flask, and an immediate exotherm of 2° C was

35 observed. The remaining 4-bromo-1-fluorobenzene solution was added over ca. 0.75 hour. During the addition, the exotherm produced warmed the reaction to

reflux. Upon complete addition, the reaction was stirred without temperature control for ca. 0.75 hour then cooled to 11°C. The addition funnel was charged with 1-(4-thiomethylphenyl)-1-(trimethylsiloxy)-
5 acetophenone (61.05 G, 0.242 mol) dissolved in anhydrous tetrahydrofuran (200 ml). This solution was added over ca. 0.5 hour, while the reaction temperature was maintained lower than 18°C. During the addition, a thick brown oil precipitated, but was kept
10 in suspension by mechanical stirring. The reaction was stirred without temperature control for one hour and quenched by addition of 3 N HCl (300 ml). After stirring for one hour, the solution was transferred to a separatory funnel and extracted with ethyl acetate
15 (2 X 300 ml). The combined organic solution was dried over anhydrous MgSO₄, filtered, and concentrated in vacuo to yield a dark oil. The oil was dissolved in a minimum amount of boiling ethyl acetate, and isooctane was added until the solution turned cloudy. Upon
20 cooling, tan crystals separated. The suspension was cooled to 0°C, held for 0.5 hour, filtered and washed with hexane to provide, after air-drying, 2-(4-thiomethylphenyl)-2-hydroxy-4'-fluoroacetophenone (16.6 g, 53%). ¹H NMR (CDCl₃/300 MHz) δ7.93(m, 2H),
25 7.20(m, 4H), 7.06(m, 2H), 5.86(s, 1H), 2.43(s, 3H); ¹⁹F NMR (CDCl₃/282.2 MHz) -103.036(t, J=6.77 Hz).

Step 3. Preparation of 4-fluoro-4'-thiomethylbenzil.

30

A 500 ml three-necked round-bottomed flask equipped with reflux condenser, thermometer and provisions for magnetic stirring was charged with 2-(4-thiomethylphenyl)-2-hydroxy-4'-fluoroacetophenone
35 from Step 2 (15.0 g, 54.48 mmol) and 200 ml of glacial acetic acid. The solution was warmed to ca. 90°C, when Bi₂O₃ (10.16 g, 21.79 mmol) was added. The

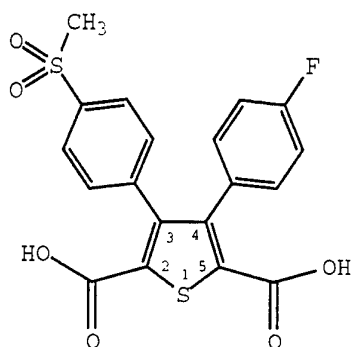
suspension was stirred at reflux for 16 hours, cooled to room temperature. The insoluble inorganics were filtered onto a pad of Celite and washed with glacial acetic acid (50 ml). Water (700 ml) was added, and the
5 resulting suspension was cooled to ca. 15°C, held for 0.5 hour, filtered, washed with water and dried to yield 4-fluoro-4'-thiomethylbenzil (11.98 g, 80%) as a dark yellow solid. ^1H NMR ($\text{CDCl}_3/300$ MHz) δ 8.01 (m, 2H), 7.86(m, 2H), 7.29(m, 2H), 7.18(m, 2H),
10 2.53(s, 3H)); ^{19}F NMR ($\text{CDCl}_3/282.2$ MHz -101.58(m).

Step 4. Preparation of 4-fluoro-4'-methanesulfonylbenzil.

15 A 500 ml one-neck round-bottom flask equipped for magnetic stirring was charged with 4-fluoro-4'-thiomethylbenzil from Step 3 (10.0 g, 36.46 mmol) and dichloromethane (200 ml) and cooled to 0°C. m-Chloroperbenzoic acid (26.42 G, 50W%, 153.1 mmol)
20 was added, and the suspension was stirred without temperature control for 16 hours. The reaction was poured into aqueous $\text{Na}_2\text{S}_2\text{O}_5$ (5%, 200 ml), and the dichloromethane was evaporated in vacuo. The residue was dissolved in ethyl acetate (200 ml) and washed
25 with 5% $\text{Na}_2\text{S}_2\text{O}_5$ (2 X 200 ml) and saturated NaHCO_3 (2 X 200 ml), dried over anhydrous MgSO_4 , filtered and the solvent evaporated in vacuo to yield 4-fluoro-4'-methylsulfonylbenzil (10.8 g, 96%) as a white solid. ^1H NMR ($\text{CDCl}_3/300$ MHz) δ 8.10 (m, 6H), 7.21(m, 2H),
30 3.08(s, 3H)); ^{19}F NMR ($\text{CDCl}_3/282.2$ MHz -100.21(m).

35 Step 5. Preparation of 5-ethoxycarbonyl-4-(4-fluorophenyl)-3-(4-methanesulfonylphenyl)-thienyl-2-carboxylic acid and 2-ethoxycarbonyl-4-(4-fluorophenyl)-3-(4-methanesulfonylphenyl)-thienyl-5-carboxylic acid.

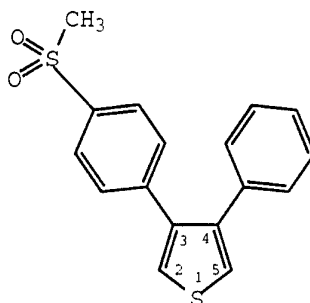
A 500 ml three-neck round-bottom flask equipped with a reflux condenser, thermometer and provisions for magnetic stirring was charged with 4-fluoro-4'-methanesulfonylbenzil from Step 4 (2.5 g, 8.16 mmol) and diethyl thiodiglycolate (3.03 g, 14.69 mmol) dissolved in tetrahydrofuran (200 ml). Sodium ethoxide in ethanol (9.4 ml; 21 W%, 22.9 mmol) was added, and the reaction was warmed to reflux. After 1.5 hour, the reaction was cooled to room temperature and acidified with 1N HCl (100 ml). The organic solvents were evaporated in vacuo, and the aqueous residue was extracted with diethyl ether (2 x 200 ml). The combined organic solution was washed with 10% NH₄OH solution (3 x 100 ml). The combined basic aqueous solution was then acidified with conc. HCl to pH 2. The resulting suspension of oil in water was extracted with dichloromethane (3 x 100 ml). The combined organic solution was dried over anhydrous magnesium sulfate, filtered and concentrated in vacuo to an oil. Crystallization from hot ethanol/water yielded, upon drying, yielded 5-ethoxycarbonyl-4-(4-fluorophenyl)-3-(4-methanesulfonylphenyl)-thienyl-2-carboxylic acid and 2-ethoxycarbonyl-4-(4-fluorophenyl)-3-(4-methanesulfonylphenyl)-thienyl-5-carboxylic acid as a 50:50 mix of ester regioisomers (2.38 g, 65%) as a light tan solid ¹H NMR (CDCl₃/ 300 MHz) δ 7.78(m, 2H), 7.21(m, 2H), 6.93(m, 4H) 4.22(m, 2H) 3.05(s, 3H) 1.22(m, 3H); ¹⁹F NMR (CDCl₃/282.2 MHz) -112.93 (m), -113.22 (m). Mass spectrum (M+H): 449.

Example 9

5 **4-(4-Fluorophenyl)-3-(4-methanesulfonylphenyl)-
thiophene-2,5-dicarboxylic acid**

The acidic mother liquor of Example 8, step
5, was concentrated in vacuo to approximately one-
10 third of its original volume (180 ml). The resulting
suspension was cooled to 0°C, held for thirty minutes,
filtered and washed with 1 N HCl to yield, upon
drying, 4-(4-fluorophenyl)-3-(4-
methanesulfonylphenyl)thiophene-2,5-dicarboxylic acid
15 (0.60 g; 17.5%) as a white solid. ¹H NMR (CDCl₃/ 300
MHz) δ 8.13(m, 2H) 8.04(m, 2H) 7.64(m, 2H), 7.47 (m,
2H).

20

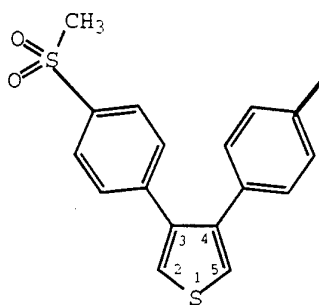
Example 10

25 **3-(4-Methanesulfonylphenyl)-4-phenyl-thiophene**

57

A 100 mL one-neck round-bottom flask, equipped with provisions for magnetic stirring, was charged with aqueous ethanol (5mL) and 3-(thiomethylphenyl)-4-phenyl-thiophene (9 mg, 0.032 mmol), prepared according to procedures similar to that exemplified in Example 1, with the substitution of the appropriate substituted benzil (4'-thiomethylbenzil) in Step 3. Oxone (59 mg, 0.096 mmol) was added, and the suspension was stirred at room temperature for 16 hours. Water (75 mL) was added, and the product precipitated. The suspension was cooled to 0°C and held for one hour. The product was filtered, washed with water (5 mL), and dried to yield 3-(methanesulfonylphenyl)-4-phenyl-thiophene (4.1 mg, 41%) as a white solid. $^1\text{H NMR}$ ($\text{CDCl}_3/300 \text{ MHz}$) δ 7.81(m, 2H), 7.43 - 7.27(m, 7H), 7.16(m, 2H), 3.06(s, 3H). Mass spectrum (M+H): 314.

Example 11



3-(4-Methanesulfonylphenyl)-4-(4-methylphenyl)-thiophene

25

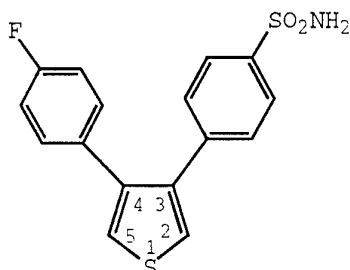
3-(4-Methanesulfonylphenyl)-4-(4-methylphenyl)thiophene was prepared in a manner similar to that exemplified in Example 10, with the substitution of the appropriate substituted benzil (4'-thiomethyl-4-methylbenzil) from Step 3. $^1\text{H NMR}$ ($\text{CDCl}_3/300 \text{ MHz}$) δ 7.81(m, 2H), 7.41 - 7.31(m, 4H),

30

7.06(m, 4H), 3.06(s, 3H), 2.35(s, 3H). Mass spectrum (M+H): 329.

Example 12

5



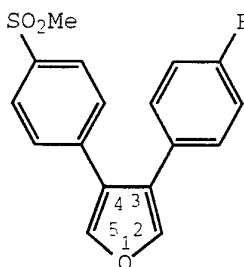
4-[4-(4-Fluorophenyl)thien-3-yl]benzenesulfonamide

10 To a solution of 3-(4-methylsulfonylphenyl)-
4-(4-fluorophenyl)thiophene (0.332 g, 1.0 mmol) in THF
(8 mL) at -70°C under nitrogen was added 1.6 M n-butyl
lithium in hexane (0.66 mL, 1.05 mmol) slowly, via
syringe, and the mixture stirred at -70°C for 20
15 minutes and then at room temperature (25°C) for 1
hour. After cooling to -70°C, a 1.0 M solution of tri-
n-butyl borane in THF (1.15 mL, 1.15 mmol) was added
and the mixture allowed to warm slowly to 0°C for 1
hour, warmed to room temperature for 2 hours, and
20 finally stirred at reflux overnight (18 hours). After
cooling to room temperature and stirring for 3 hours,
water (0.8 mL) was added followed by sodium acetate
(0.6 g) and hydroxylamine-O-sulfonic acid (0.41 g).
After stirring at room temperature overnight, the
25 mixture was poured into 3 volumes of ethyl acetate,
and the organic layer washed with water and brine and
dried over MgSO₄. After solvent removal, the white
solids (a mixture of product and starting material)
were separated via flash chromatography on silica gel
30 using a 15% ethyl acetate/85% toluene eluant to yield
the benzenesulfonamide as a white solid (59 mg, mp 194

- 195°C). Anal. Calc'd for C₁₆H₁₂NO₂S₂F: C, 57.64; H, 3.63; N, 4.20. Found: C, 57.37; H, 3.69; N, 3.99.

Example 13

5



3-(4-Fluorophenyl)-4-(methylsulfonylphenyl)furan

10 Step 1: Preparation of 4-(methylthio)
 acetophenone

To a stirred solution of 4-(methylthio)benzocnitrile (50g, 340 mmol) in THF (2 L) at -78°C, was added methyllithium (282 ml, 1.4 M in diethyl ether, 390 mmol) over a period of ten minutes. The solution was stirred at -78°C for one hour and then the dry ice bath was removed. After five hours, 100 ml of water followed by 200 ml of 3N HCl were added to the reaction mixture and it was stirred overnight. Concentration in vacuo gave a residue which was partitioned between ethyl acetate and water. The water layer was extracted with three portions of ethyl acetate and the combined ethyl acetate layers were dried (MgSO₄). Concentration in vacuo gave 58 g of crude 4-(methylthio)acetophenone as a yellow solid: ¹H NMR (CDCl₃) δ 2.52 (s, 3H), 2.57 (s, 3H), 7.26 (d, J = 8.7 Hz, 2H), 7.87 (d, J = 8.7 Hz, 2H). The sample was used without further purification.

30

Step 2: Preparation of 4-(methylsulfonyl)acetophenone.

To a solution of the acetophenone prepared
5 in Step 1 (11.73 g, 71.1 mmol) in dichloromethane (500 ml) at ambient temperature was added m-chloroperoxybenzoic acid (50%, 61.14 g, 177 mmol) in portions over 20 minutes. The reaction was stirred for two hours, quenched slowly with sodium meta-
10 bisulfite, washed with three 100 ml portions of saturated sodium bicarbonate, dried (MgSO₄), and concentrated in vacuo to give 11.91g (91%) of 4-(methylsulfonyl)acetophenone as an off-white solid:
¹H NMR (CDCl₃) δ 2.67 (s, 3H), 3.08 (s, 3H), 8.06 (d,
15 \underline{J} = 9 Hz, 2H), 8.14 (d, \underline{J} = 9 Hz, 2H).

Step 3: Preparation of 2-bromo-4'-(methylsulfonyl)acetophenone.

20 To a stirred solution of the acetophenone prepared in Step 2 (11.91 g, 60.5 mmol) in glacial acetic acid (133 ml) and hydrochloric acid (0.11 ml) at ambient temperature, was added a solution of bromine (8.22 g, 51.4 mmol) in glacial acetic acid
25 (9.3 ml) over a period of three hours. The reaction mixture was diluted with water (500 ml) and extracted with chloroform. The combined chloroform extracts were dried (MgSO₄) and concentrated in vacuo to give 15.66 g of crude 2-bromo-4'-
30 (methylsulfonyl)acetophenone: ¹H NMR (CDCl₃) δ 3.10 (s, 3H), 4.45 (s, 2H), 8.08 (d, \underline{J} = 9 Hz, 2H), 8.17 (d, \underline{J} = 9 Hz, 2H). The sample was used without further purification.

Step 4: Preparation of 2-(4'-methylsulfonylphenacyl)-4-fluorophenyl acetate.

The bromo acetophenone prepared in Step 3
5 (8.9 g, 28.9 mmol) was added to a stirred solution of
4-fluorophenyl acetic acid (4.45 g, 28.9 mmol) in
triethylamine (3.26 g, 31.8 mmol) and acetonitrile
(275 ml) at ambient temperature and stirred for 30
minutes. The reaction was concentrated in vacuo and
10 the residue partitioned between ethyl acetate and
water. The organic fraction was dried (MgSO₄) and
concentrated in vacuo. The residue was purified by
silica gel chromatography (40% ethyl acetate/hexane)
to give 6.87 g (68% yield) of 2-(4'-
15 methylsulfonylphenacyl)-4-fluorophenyl acetate as a
colorless solid: ¹H NMR (CDCl₃) δ 3.08 (s, 3H), 3.79
(s, 2H), 5.35 (s, 2H), 7.06 (s, t, $J = 9$ Hz, 2H), 7.32
(q, $J = 6, 9$ Hz, 2H), 8.06 (s, 4H).

20 Step 5: Preparation of 3-(4-fluorophenyl)-4-(4-
methylsulfonylphenyl)-2(5H)-furanone.

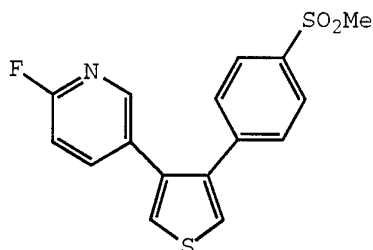
The phenylacetate prepared in Step 4 (4.10
g, 11.7 mmol) was combined with triethylamine (6.52
25 ml, 46.8 mmol), p-toluenesulfonic acid (4.89 g, 25.7
mmol), and 4Å molecular sieves (12.0 g) in
acetonitrile (117 ml) and heated to reflux for 16
hours. The reaction was concentrated in vacuo and the
residue partitioned between dichloromethane and water.
30 The dichloromethane fraction was dried (MgSO₄) and
concentrated in vacuo. Recrystallization from
hexane/ethyl acetate (2:1) gave 3.65 g (94%) of 3-(4-
fluorophenyl)-4-(4-methylsulfonylphenyl)-2(5H)-
furanone as a solid: mp 166-167°C; ¹H NMR (CDCl₃) δ
35 3.08 (s, 3H), 5.19 (s, 2H), 7.10 (t, $J = 9$ Hz, 2H),
7.42 (q, $J = 6, 9$ Hz, 2H), 7.52 (d, $J = 9$ Hz, 2H),

7.97 (d, $J = 9$ Hz, 2H); HRMS. Calc'd for M+H:
332.0519. Found 332.0501. Anal. Calc'd for
C₁₇H₁₃FO₄S: C, 61.44; H, 3.94; O, 19.26. Found: C,
61.11; H, 4.06; O, 19.32.

5

Step 6: Preparation of 3-(4-fluorophenyl)-4-(4-methylsulfonylphenyl)furan

Under nitrogen, borane dimethyl sulfide
10 complex (2M in toluene, 3.6 ml, 7.2 mmoles) was added
with stirring to the furanone prepared in Step 5 (0.6
g, 1.8 mmoles) in 10 ml of THF. After two hours,
additional borane dimethyl sulfide complex (2M in
toluene, 5.4 ml, 10.8 mmoles) was added. The reaction
15 was stirred at ambient temperature for one hour and at
5°C for 62 hours. The reaction was concentrated in
vacuo and the residue slowly mixed with 50 ml of ice
water and extracted with three 25 ml portions of ethyl
acetate. The combined organic fractions were washed
20 with 25 ml brine, dried (MgSO₄), and concentrated in
vacuo. Purification by silica gel chromatography (5%
ethyl acetate/dichloromethane) gave 0.22 g (38%) of a
colorless solid. Recrystallization from ethyl
acetate/hexane gave 3-(4-fluorophenyl)-4-(4-
25 methylsulfonylphenyl)furan: mp 160-161°C; ¹H NMR
(CDCl₃) δ 3.07 (s, 3H), 6.99-7.07 (m, 2H), 7.13-7.21
(m, 2H), 7.37-7.42 (m, 3H), 7.56 (d, $J=1.8$ Hz, 1H),
7.66 (d, $J=1.6$ Hz, 1H), 7.83-7.89 (m, 2H); ¹⁹F NMR
(CDCl₃) δ -114.80 to -114.90 (m); MS m/e (M+H)
30 317(73), (M+) 316(100); HRMS. Calc'd for M+H:
316.0569. Found: 316.0571. Anal. Calc'd for
C₁₇H₁₃FO₃S: C, 64.55; H, 4.14; F, 6.01; S, 10;.13.
Found: C, 64.59; H, 4.02; F, 6.22; S, 10.52.

Example 14

5 **3-(4-Methylsulfonylphenyl)-4-(4-fluoropyridin-3-yl)**
 thiophene

Step 1: Preparation of 4-(4-methylthiophenyl)-3-
bromothiophene

10

4-Bromothiobenzene (4.197g, 20.7 mmol.) was dissolved in 50 ml of dry THF and cooled to -78°C. N-butyllithium (2.5M, 9.1 ml, 22.77 mmol) was added via syringe and allowed to stir for 30 minutes. 1.0 M Zinc bromide in THF (24.0 ml) was added and the reaction warmed to room temperature. A solution of the dibromothiophene (1 eq., 20.7 mmol, 5.0 g), 25 ml of THF, and tetrakis(triphenylphosphine) palladium(0) (5%, 1 mmol.) was added via syringe to the zinc-thiobenzene solution. The reaction was stirred at reflux overnight. The reaction mixture was concentrated, dissolved in ethyl acetate, washed with sat. ammonium chloride, followed by sat. brine, dried (MgSO₄), and reconstituted to give 2.0 g of crude material. Purification by silica gel chromatography (Waters LC 2000) with hexane gave 1.0 g (20%) of pure monosubstituted thiophene material. NMR(CDCl₃): δ 2.52(s, 3H), 7.22(d, J=6 Hz, 1H), 7.30(d, J=8 Hz, 2H).

30 Step 2: Preparation of 4-(4-methylthiophenyl)-3-
 (4-fluorophenyl)thiophene.

The monosubstituted thiophene (1.0 g, 3.5 mmol) from Step 1 was dissolved in 15 ml of tetrahydrofuran and cooled to -78°C prior to addition of n-butyllithium (2.5 M, 1.1 eq, 3.9 mmol., 1.5 ml).
5 The reaction was stirred for 30 minutes at -78°C , zinc bromide in tetrahydrofuran (1.0 M, 1.2 eq, 4.2 mmol.) was added, and the solution was allowed to warm to 23°C . A mixture of 2-fluoro-5-bromo-pyridine (3 eq, 10.5 mmol, 1.85 g), nickel (+2)(diphenylpalladium)
10 chloride (0.5 eq, 100 mg) and tetrahydrofuran (20 ml) was added and the reaction and was stirred at reflux overnight. The solution was concentrated in vacuo. The residue was dissolved in ethyl acetate and washed with water, dried (MgSO_4) and reconcentrated.
15 Purification by silica gel chromatography (Waters, LC-2000) with hexane gave 330 mg (33%) of the desired 4-(4 methylthiophenyl)-3-(4-fluorophenyl)thiophene as an oil: NMR (CDCl_3): δ 2.49(s, 3H), 6.81(dd, $J=2$ Hz, $J=8$ Hz, 1H), 7.08(d, $J=8$ Hz, 2H), 7.16(d, $J=8$ Hz, 2H),
20 7.35(dd, $J=2$ Hz, $J=8$ Hz, 2H), 7.49(td, $J=2$ Hz, $J=6$ Hz, 1H), 8.14(d, $J=1$ Hz, 1H).

Step 3: Preparation of 4-(4
methylsulfonylphenyl)-3-(4-fluorophenyl)
25 thiophene.

The 4-(4 methylthiophenyl)-3-(4-fluorophenyl) thiophene (330 mg, 1.1 mmol.) FROM STEP 2 was dissolved in 9.0 ml of dichloromethane, to which
30 meta-chloroperbenzoic acid (MCPBA) (2 eq, 2.2 mmol) was added in one portion. The reaction was stirred for 20 minutes at 23°C and quenched with 500 mg of sodium metabisulfite in 10 ml of water. The organic layer was diluted with dichloromethane and washed
35 repeatedly with sat. sodium bicarbonate and sat. brine. The organic layer was dried (MgSO_4) and

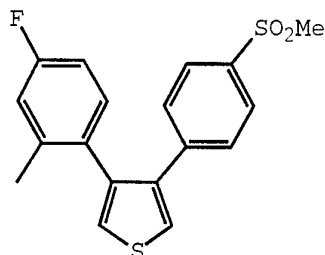
65

concentrated in vacuo. Recrystallization from ethyl acetate/hexane (1:2) gave 266 mg (73%) of 4-(4-methylsulfonylphenyl)-3-(4-fluorophenyl)thiophene: mp 190-191°C (dec)); NMR(CDCl₃) δ3.09(s, 3H), 6.84-

5 6.90(m, 1H), 7.36(d, \underline{J} =8 Hz, 2H), 7.42(d, \underline{J} =2 Hz, 1H), 7.45-7.53(m, 2H), 7.88(d, \underline{J} =7 Hz, 2H), 8.10(bs, 1H).
Anal. Calc'd for C₁₆H₁₂NFO₂S₂: C, 57.59; H, 3.60; N, 4.20; F, 5.67. Found: C, 57.39; H, 3.75; N, 3.97; F, 5.50.

10

Example 15



15 **3-(4-Methylsulfonylphenyl)-4-(2-methyl-4-fluorophenyl)
thiophene**

Step 1: Preparation of 2-methyl-4-fluorophenyl
boronic acid.

20

2-Bromo-5-fluorotoluene (52.9 mmol, 10 g) in 400 ml of tetrahydrofuran was cooled to -78°C and n-butyllithium (2.5 M, 58.2 mmol) was added. The solution was stirred for 20 minutes, trimethoxy borane
25 (3 eq, 0.16 mol) was added, and the reaction was allowed to warm to room temperature overnight. Sodium hydroxide (60 ml of 1.25 M) was added and the reaction was stirred for 30 minutes. The tetrahydrofuran was removed in vacuo. The remaining aqueous layer was
30 diluted and extracted with diethyl ether. The aqueous layer was adjusted to pH 3 with 2N HCl and extracted with ethyl acetate, which was dried (MgSO₄) and

concentrated in vacuo to give 6.57 g (81%) of a colorless solid: MS(FAB) m/e (rel. intensity) 154(48), 136(100).

5 Step 2: Preparation of 3-(4-methylthiophenyl)-4-(2-methyl-4-fluorophenyl)thiophene.

The mono-substituted thiophene from Example 14 (1.8 mmol, 520 mg) was combined with the 2-methyl-4-fluorophenyl boronic acid (2 eq, 3.6 mmol, 562 mg) in 8.0 ml of toluene, 4.3 ml of 2 M sodium carbonate, 10 ml of ethanol and tetrakis(triphenylphosphine)-palladium(0) (1.0 g) and was stirred at reflux overnight. The reaction was concentrated in vacuo and the residue was partitioned between toluene and water. The toluene layer was dried (MgSO₄) and reconcentrated in vacuo. The residue was purified via silica chromatography (Waters, LC-2000) in 97% hexane/ethyl acetate to give 3-(4-methylthiophenyl)-4-(2-methyl-4-fluorophenyl)thiophene (420 mg) as a semi-solid. NMR (CDCl₃) δ 1.90(s, 3H), 2.43(s, 3H), 6.8-6.9(m, 2H), 7.05(q, J=8 Hz, 4H), 7.12-7.18(m, 2H), 7.33(d, J=2 Hz, 1H).

25 Step 3: Preparation of 3-(4-methylsulfonylphenyl)-4-(2-methyl-4-fluorophenyl)thiophene.

3-(4-methylthiophenyl)-4-(2-methyl-4-fluorophenyl)thiophene (420 mg, 1.34 mmol) from Step 2 was dissolved in 20 ml of dichloromethane and treated with meta-chloroperbenzoic acid (2 eq, 2.68 mmol). The reaction was stirred at room temperature for 20 minutes, diluted with dichloromethane, quenched with sodium metabisulfite (550 mg in 10 ml water) washed

with sat. sodium bicarbonate, dried (MgSO₄) and concentrated in vacuo. The residue was crystallized from ethyl acetate/hexane (1:2) to give 3-(4-methylsulfonylphenyl)-4-(2-methyl-4-fluorophenyl)thiophene (200 mg): mp 158-160°C; NMR (CDCl₃): δ 1.8(s, 3H), 3.1(s, 3H), 6.82-6.92(m, 2H), 7.12-7.18(m, 1H), 7.22(d, J=2 Hz, 1H), 7.30(d, J=8 Hz, 2H), 7.49(d, J=2 Hz, 1H), 7.77(d, J=8 Hz, 2H); MS(FAB) m/e (rel. intensity) 353(m+Li), (70), 347(40), 220(35). Anal. Calc'd for C₁₈H₁₅FO₂S₂: C, 62.45, H, 4.34, F, 5.46. Found: C, 62.14, H, 4.47, F, 5.20.

BIOLOGICAL EVALUATION

15

Rat Carrageenan Foot Pad Edema Test

The carrageenan foot edema test was performed with materials, reagents and procedures essentially as described by Winter, et al., (Proc. Soc. Exp. Biol. Med., 111, 544 (1962)). Male Sprague-Dawley rats were selected in each group so that the average body weight was as close as possible. Rats were fasted with free access to water for over sixteen hours prior to the test. The rats were dosed orally (1 mL) with compounds suspended in vehicle containing 0.5% methylcellulose and .025% surfactant, or with vehicle alone. One hour later a subplantar injection of 0.1 mL of 1% solution of carrageenan/sterile 0.9% saline was administered and the volume of the injected foot was measured with a displacement plethysmometer connected to a pressure transducer with a digital indicator. Three hours after the injection of the carrageenan, the volume of the foot was again measured. The average foot swelling in a group of drug-treated animals was compared with that of a group

of placebo-treated animals and the percentage inhibition of edema was determined (Otterness and Bliven, Laboratory Models for Testing NSAIDs, in Non-steroidal Anti-Inflammatory Drugs, (J. Lombardino, ed. 5 1985)). Results are shown in Table I.

Rat Carrageenan-induced Analgesia Test

The analgesia test using rat carrageenan was performed with materials, reagents and procedures essentially as described by Hargreaves, et al., (Pain, 10 32, 77 (1988)). Male Sprague-Dawley rats were treated as previously described for the Carrageenan Foot Pad Edema test. Three hours after the injection of the carrageenan, the rats were placed in a special 15 plexiglass container with a transparent floor having a high intensity lamp as a radiant heat source, positionable under the floor. After an initial twenty minute period, thermal stimulation was begun on either 20 the injected foot or on the contralateral uninjected foot. A photoelectric cell turned off the lamp and timer when light was interrupted by paw withdrawal. The time until the rat withdraws its foot was then measured. The withdrawal latency in seconds was 25 determined for the control and drug-treated groups, and percent inhibition of the hyperalgesic foot withdrawal determined. Results are shown in Table I.

TABLE I.

| | RAT PAW EDEMA | ANALGESIA |
|----------|-----------------------|-----------------------|
| | % Inhibition | % Inhibition |
| 5 | @ 10mg/kg body weight | @ 20mg/kg body weight |
| Examples | | |
| | 1 | 8 |
| | 2 | 30 |
| 10 | 4 | 22 |
| | 14 | 30 |
| | 15 | 28 |
| | *@3mpk | |

15 Evaluation of COX-I and COX-II activity in vitro

a. Preparation of recombinant COX baculoviruses

A 2.0 kb fragment containing the coding
 20 region of either human or murine COX-I or human or
 murine COX-II was cloned into a BamH1 site of the
 baculovirus transfer vector pVL1393 to generate the
 baculovirus transfer vector. Recombinant baculoviruses
 were isolated by transfecting 4µg of baculovirus
 25 transfer vector DNA into SF9 cells (2X10⁸) along with
 200 ng of linearized baculovirus plasmid DNA by the
 calcium phosphate method. Recombinant viruses were
 purified by three rounds of plaque purification and
 high titer (10⁷ - 10⁸ pfu/ml) stocks of virus were
 30 prepared. For large scale production, SF9 insect cells
 were infected in 10 liter fermentors (Bioprocess
 group) (0.5 x 10⁶/ml) with the recombinant baculovirus
 stock such that the multiplicity of infection was 0.1.
 After 72 hours the cells were centrifuged and the cell
 35 pellet homogenized in Tris/Sucrose (50 mM: 25%, pH
 8.0) containing 1% CHAPS. The homogenate was

centrifuged at 10,000xG for 30 minutes, and the resultant supernatant was stored at -80°C before being assayed for COX activity.

5 b. Assay for COX I and COX II activity:

COX activity was assayed as PGE₂ formed/ μ g protein/time using an ELISA to detect the prostaglandin released. CHAPS-solubilized insect cell
 10 membranes containing the appropriate COX enzyme were incubated in a potassium phosphate buffer (50 mM, pH 8.0) containing epinephrine, phenol, and heme with the addition of arachidonic acid (10 μ M). Compounds were pre-incubated with the enzyme for 10-20 minutes prior
 15 to the addition of arachidonic acid. Any reaction between the arachidonic acid and the enzyme was stopped after ten minutes at 37°C/room temperature by transferring 40 μ l of reaction mix into 160 μ l ELISA buffer and 25 μ M indomethacin. The PGE₂ formed was
 20 measured by standard ELISA technology (Cayman Chemical). Results are shown in Table II.

TABLE II.

| 25 | Murine COX I | Murine COX II |
|----------|--|--|
| | ID₅₀ μM | ID₅₀ μM |
| Examples | | |
| 1 | >100* | <.1 |
| 2 | 3.5 | <.1 |
| 30 3 | 100 | 1.5 |
| 4 | .3 | .8 |
| 5 | >3 | <.1 |
| 6 | <.3 | <.1 |

TABLE II. (cont.)

| | Murine COX I | Murine COX II |
|----|--|--|
| | <u>ID₅₀ μM</u> | <u>ID₅₀ μM</u> |
| 5 | | |
| | Examples | |
| | 7 | <.1 |
| | 8 | >100 |
| 10 | 9 | >100 |
| | 10 | >10 |
| | 11 | >100 |
| | 13 | >100* |
| | 14 | >10 |
| 15 | 15 | 8.5 |
| | | <.1 |
| | <u>*human COX I and COX II enzymes</u> | |

Whole Blood Assay for Thromboxane B₂ activity:

20 Thromboxane B₂ (TXB₂) activity was assayed using an ELISA to detect the TXB₂ released. Various concentrations of compounds and standards were prepared by a set of serial dilutions (1:3) in a microtiter plate with ethanol. In U-bottom microtiter

25 plates, 50 μ l whole blood (green top heparin), 150 μ l RPMI media (JRH Biosciences) and 5 μ l compound solution were mixed and preincubated at 37°C for fifteen minutes prior to the addition 4 μ g of the calcium ionophore A23187. Any reaction between the

30 compounds and the cells was stopped after ten minutes at 37°C by centrifuging the cells at 2000 rpm for ten minutes at 4°C and transferring 20 μ l of the supernatant into 180 μ l ELISA enzyme immuno assay buffer. The TXB₂ formed was measured by standard ELISA

35 technology (Cayman Chemical). To washed and pre-coated (goat anti-rabbit IgG H&L) microtiter plates, was

added 40 μ l enzyme immuno assay buffer, 10 μ l diluted supernatants, 50 μ l TXB₂ tracer and 50 μ l TXB₂ antisera. After covered overnight incubation at room temperature, 200 μ l Ellman reagent was added and
 5 incubated. The absorbance was read at 405 nm with a 650 nm reference. Results are shown in Table III.

TABLE III.

| | | Thromboxane B ₂ |
|----|----------|----------------------------|
| | | IC ₅₀ μ M |
| 10 | Examples | |
| | 1 | 21 |
| | 2 | .4 |
| 15 | 4 | <.1 |
| | 7 | <.1 |
| | 10 | 7 |
| | 11 | 7 |
| | 14 | 27 |
| 20 | 15 | 28 |

The antiinflammatory agents of this invention can be administered to treat inflammation by
 25 any means that produces contact of the active agent with the agent's site of action in the body of a mammal, preferably human. These agents can be administered by any conventional means available for use in conjunction with pharmaceuticals, either as
 30 individual therapeutic agents or in a combination of therapeutic agents. The agents can be administered alone, but are generally administered with a pharmaceutical carrier select on the basis of the chosen route of administration, preferably oral, and
 35 standard pharmaceutical practice.

The amount of therapeutically active compound that is administered and the dosage regimen for treating a disease condition with the compounds and/or compositions of this invention depends on a variety of factors, including the age, weight, sex and medical condition of the subject, the severity of the disease, the route and frequency of administration, and the particular compound employed, and thus may vary widely. The pharmaceutical compositions may contain active ingredient in the range of about 0.1 to 2000 mg, preferably in the range of about 0.5 to 500 mg and most preferably between about 1 and 100 mg. A daily dose of about 0.01 to 100 mg/kg body weight, preferably between about 0.1 and about 50 mg/kg body weight and most preferably from about 1 to 20 mg/kg body weight, may be appropriate. The daily dose can be administered in one to four doses per day.

The compounds of the present invention may be administered orally, parenterally, by inhalation spray, rectally, or topically in dosage unit formulations containing conventional nontoxic pharmaceutically acceptable carriers, adjuvants, and vehicles as desired. Topical administration may also involve the use of transdermal administration such as transdermal patches or iontophoresis devices. The term parenteral as used herein includes subcutaneous injections, intravenous, intramuscular, intrasternal injection, or infusion techniques.

Injectable preparations, for example, sterile injectable aqueous or oleaginous suspensions may be formulated according to the known art using suitable dispersing or setting agents and suspending agents. The sterile injectable preparation may also be a sterile injectable solution or suspension in a

nontoxic parenterally acceptable diluent or solvent, for example, as a solution in 1,3-butanediol. Among the acceptable vehicles and solvents that may be employed are water, Ringer's solution, and isotonic sodium chloride solution. In addition, sterile, fixed oils are conventionally employed as a solvent or suspending medium. For this purpose any bland fixed oil may be employed including synthetic mono- or diglycerides. In addition, fatty acids such as oleic acid find use in the preparation of injectables.

Solid dosage forms for oral administration may include capsules, tablets, pills, powders, and granules. In such solid dosage forms, the active compound may be admixed with at least one inert diluent such as lactose, sucrose, starch powder, cellulose esters of alkanolic acids, cellulose alkyl esters, talc, stearic acid, magnesium oxide, sodium and calcium salts of phosphoric and sulfuric acids, gelatin, acacia gum, sodium alginate, polyvinylpyrrolidone, and/or polyvinyl alcohol, and then tableted or encapsulated for convenient administration. Such capsules or tablets may contain a controlled-release formulation as may be provided in a dispersion of active compound in hydroxypropylmethyl cellulose. Such dosage forms may also comprise, as in normal practice, additional substances other than inert diluents, e.g., lubricating agents such as magnesium stearate. In the case of capsules, tablets, and pills, the dosage forms may also comprise buffering agents. Tablets and pills can additionally be prepared with enteric coatings.

Liquid dosage forms for oral administration may include pharmaceutically acceptable emulsions, solutions, suspensions, syrups, and elixirs containing

inert diluents commonly used in the art, such as water. Such compositions may also comprise adjuvants, such as wetting agents, emulsifying and suspending agents, and sweetening, flavoring, and perfuming agents. Pharmaceutically acceptable carriers encompass all the foregoing and the like.

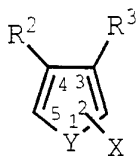
While the compounds of the invention can be administered as the sole active pharmaceutical agent, they can also be used in combination with one or more immunomodulators, antiviral agents or other antiinfective agents. For example, the compounds of the invention can be administered in combination with antihistamines or with other such agents known heretofore to be effective in combination with antiinflammatory agents. When administered as a combination, the therapeutic agents can be formulated as separate compositions which are given at the same time or different times, or the therapeutic agents can be given as a single composition.

For oral administration, the pharmaceutical composition may be in the form of, for example, a tablet, capsule, suspension or liquid. The pharmaceutical composition is preferably made in the form of a dosage unit containing a particular amount of the active ingredient. Examples of such dosage units are tablets or capsules. The active ingredient may also be administered by injection as a composition wherein, for example, saline, dextrose or water may be used as a suitable carrier.

Although this invention has been described with respect to specific embodiments, the details of these embodiments are not to be construed as limitations.

What is claimed is:

1. A compound of Formula I



I

5

wherein Y is selected from S, O, and NR¹;

wherein R¹ is selected from hydrido and C₁-C₆ alkyl;

wherein X is one or more substituents selected from

10

a) hydrido, halo, cyano, nitro, hydroxy, acyl, lower alkyl substituted at a substitutable position with a substituent selected from halo, hydroxyl, amino, acylamino, lower alkylamino, lower alkyl(acyl)amino, acyl, aryl optionally substituted with hydroxyl, a heterocyclic group, hydroxyimino and lower alkoxyimino, lower alkenyl optionally substituted at a substitutable position with cyano, amino optionally substituted at a substitutable position with a radical selected from acyl and lower alkylsulfonyl, sulfo, sulfamoyl optionally substituted with a substituent selected from the group consisting of lower alkyl, halo(lower)alkyl, aryl, hydroxyl, lower alkylamino(lower)alkyl, a heterocyclic group and (esterified carboxy)lower alkyl, N-containing heterocyclicsulfonyl, a heterocyclic group optionally substituted at a substitutable position with a substituent selected from the group consisting of hydroxyl, oxo, amino and lower alkylamino, provided that when Y is O or NR¹ then X cannot be hydroxyalkyl,

15

20

25

30

b) S(O)_nR⁵, wherein R⁵ is C₁-C₆ alkyl optionally substituted at a substitutable position with fluoro, and n is 0, 1 or 2,

c) $C(R^6)(OR^8)(R^7)$ wherein R^6 and R^7 independently are selected from CF_3 , CF_2H , $CFCl_2$, CF_2Cl , $CClFH$, CCl_2F , CF_3CF_2 and C_1 - C_2 alkyl, and wherein R^8 is selected from hydrido, C_1 - C_4 alkyl, (C₁-C₃ alkyl)C(O) and CO_2R^9 , wherein R^9 is C_1 - C_4 alkyl,

d) $C(O)ZR^4$, wherein Z is O, N, or S, and R^4 is selected from hydrido, C_1 - C_6 alkyl and aryl, and when Z is N then R^4 is independently taken twice,

e) $C(R^9)(NHR^{11})(R^{10})$, wherein R^9 and R^{10} are independently selected from CF_3 , CF_2H , $CFCl_2$, CF_2Cl , $CClFH$ and CCl_2H , and R^{11} is selected from hydrido and C_1 - C_3 alkyl, and

f) $Si(R^{12})(R^{13})(R^{14})$, wherein R^{12} , R^{13} and R^{14} are independently selected from hydrido, C_1 - C_2 alkoxy, C_1 - C_7 optionally substituted at a substitutable position with a radical selected from halo, C_2 - C_7 alkenyl, phenyl and benzyl, provided that the sum of the number of carbon atoms in R^{12} , R^{13} and R^{14} must be at least 1 and not greater than 9, and further provided that no more than 2 of R^{12} , R^{13} and R^{14} are alkoxy; and wherein R^2 and R^3 are independently selected from

g) aryl or heteroaryl, wherein the aryl or heteroaryl radical is optionally substituted at a substitutable position with a radical selected from halo, lower alkyl, lower alkoxy, lower alkylthio, lower alkylsulfinyl, lower alkylsulfonyl, nitro, amide, amino, lower alkylamino, sulfamyl and lower alkylsulfonylamino,

h) para-phenylene-Q wherein Q is C_1 - C_2 alkyl or $NR^{15}R^{16}$, wherein R^{15} and R^{16} are independently C_1 - C_2 alkyl,

i) p-Q¹(m-Q²)phenylene, wherein Q¹ is selected from hydrido, fluoro, chloro, bromo, nitro, C₁-C₂ alkyl, C₁-C₂ alkoxy, di(C₁-C₂ alkyl)amino and S(O)_nR¹⁷, wherein R¹⁷ is CH₃ or C₂H₅; and wherein Q² is selected from hydrido, fluoro and chloro, and n is 0, 1 or 2; provided that both Q¹ and Q² cannot both be hydrido at the same time, and

j) phenylene-W wherein W is alkylamino; provided that

R² and R³ cannot both be phenyl; further provided that when Y is S, then R² and R³ cannot both be 3,5-dihalophenyl; further provided that if X is hydrido, then R² and R³ are not both p-methoxyphenyl, p-chlorophenyl, p-methylphenyl, p-bromophenyl, or 2-naphthyl; further provided that if X is hydrido, nitro, bromo, CO₂-alkyl, benzoyl or CO₂H, then R² and R³ are not both p-methoxyphenyl; and further provided that when Y is NR¹ and R² and R³ are independently aryl optionally substituted at a substitutable position with C₁-C₄ alkyl, halo, nitro or C₁-C₄ alkoxy, then X cannot be hydrido, -CO₂H or -CO₂-alkyl of from one to four carbons; or a pharmaceutically-acceptable salt thereof.

2. A compound of Claim 1 wherein R² and R³ are independently pyridyl or para-phenylene-Q, wherein Q is selected from C₁-C₂ alkyl, or NR¹⁵R¹⁶; wherein R¹⁵ and R¹⁶ are independently C₁-C₂ alkyl; or a pharmaceutically-acceptable salt thereof.

3. A compound of Claim 1 wherein X is S(O)_nR⁵, wherein R⁵ is C₁-C₆ alkyl optionally substituted at a substitutable position with fluoro,

and n is 0, 1 or 2; or a pharmaceutically-acceptable salt thereof.

4. A compound of Claim 1 wherein R² and R³
5 are independently pyridyl or p-Q¹(m-Q²)phenylene,
wherein Q¹ is selected from hydrido, fluoro, chloro,
bromo, NO₂, C₁-C₂ alkyl, C₁-C₂ alkoxy, di(C₁-C₂
alkyl)amino and S(O)_nR¹⁷, wherein R¹⁷ is CH₃ or C₂H₅;
and wherein Q² is selected from hydrido, fluoro and
10 chloro, and n is 0, 1 or 2; provided that both Q¹ and
Q² cannot both be hydrido at the same time; or a
pharmaceutically-acceptable salt thereof.

5. A compound of Claim 1 wherein X is
15 C(R⁶)(OR⁸)(R⁷) wherein R⁶ and R⁷ independently are
selected from CF₃, CF₂H, CFCl₂, CF₂Cl, CClFH, CCl₂F,
CF₃CF₂ and C₁-C₂ alkyl; wherein R⁸ is selected from
hydrido, C₁-C₄ alkyl, (C₁-C₃ alkyl)C(O) and CO₂R⁹; and
wherein R⁹ is C₁-C₄ alkyl; or a pharmaceutically-
20 acceptable salt thereof.

6. A compound of Claim 1 wherein X is
C(R⁹)(NHR¹¹)(R¹⁰), wherein R⁹ and R¹⁰ are
independently selected from CF₃, CF₂H, CFCl₂, CF₂Cl,
25 CClFH and CCl₂H, and R¹¹ is selected from hydrido and
C₁-C₃ alkyl; or a pharmaceutically-acceptable salt
thereof.

7. A compound of Claim 1 wherein R² and R³
30 are independently selected from aryl and heteroaryl,
wherein the aryl or heteroaryl radical is optionally
substituted at a substitutable position with halo,
lower alkyl, lower alkoxy, lower alkylthio, lower
alkylsulfanyl, lower alkylsulfonyl, nitro, amino,
35 lower alkylamino, sulfamyl and lower

alkylsulfonylamino; or a pharmaceutically-acceptable salt thereof.

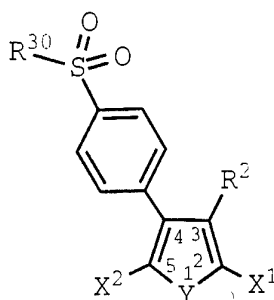
8. A compound of Claim 1 wherein X is
5 Si(R¹²)(R¹³)(R¹⁴), wherein R¹², R¹³ and R¹⁴ are
independently selected from hydrido, C₁-C₂ alkoxy, C₁-
C₇ optionally substituted at a substitutable position
with a radical selected from halo, C₂-C₇ alkenyl,
phenyl and benzyl, provided that the sum of the number
10 of carbon atoms in R¹², R¹³ and R¹⁴ must be at least 1
and not greater than 9, and further provided that no
more than 2 of R¹², R¹³ and R¹⁴ are alkoxy; or a
pharmaceutically-acceptable salt thereof.

9. Compound of Claim 1 wherein X is one or
15 two substituents selected from hydrido, halo, cyano,
nitro, hydroxyl, acyl, lower alkyl substituted at a
substitutable position with a substituent selected
from halo, hydroxyl, amino, acylamino, lower
20 alkylamino, lower alkyl(acyl)amino, acyl, aryl
optionally substituted with hydroxyl, a heterocyclic
group, hydroxyimino and lower alkoxyimino, lower
alkenyl optionally substituted at a substitutable
position with cyano, amino optionally substituted at a
25 substitutable position with a radical selected from
acyl and lower alkylsulfonyl, sulfo, sulfamoyl
optionally substituted with a substituent selected
from the group consisting of lower alkyl,
halo(lower)alkyl, aryl, hydroxyl, lower
30 alkylamino(lower)alkyl, a heterocyclic group and
(esterified carboxy)lower alkyl, N-containing
heterocyclicsulfonyl, a heterocyclic group optionally
substituted at a substitutable position with a
substituent selected from the group consisting of
35 hydroxyl, oxo, amino and lower alkylamino; and wherein
R² and R³ are independently selected from aryl and

sulfamyl and lower alkylsulfonlamino; or a pharmaceutically-acceptable salt thereof.

11. A compound of Claim 10 wherein X is one or two substituents selected from hydrido, fluoro, chloro, bromo and iodo; or a pharmaceutically-acceptable salt thereof.

12. A compound of Formula II



II

wherein Y is selected from O, S and NR¹;
 wherein R¹ is selected from hydrido and lower alkyl;
 wherein X¹ and X² are independently selected from hydrido, halo, lower alkoxy carbonyl and carboxyl;
 wherein R² is selected from aryl and heteroaryl;
 wherein R² is optionally substituted at a substitutable position with a radical selected from halo, lower alkoxy and lower alkyl; and
 wherein R³⁰ is selected from amino and lower alkyl;
 or a pharmaceutically-acceptable salt thereof.

13. Compound of Claim 12 wherein Y is O or S;

wherein R² is selected from phenyl, naphthyl, biphenyl, and pyridyl; wherein R² is optionally substituted at a substitutable position with a radical selected from halo, lower alkoxy and lower alkyl; and

wherein R³⁰ is selected from amino and C₁-C₃ alkyl;

or a pharmaceutically-acceptable salt thereof.

5 14. Compound of Claim 13 wherein X¹ and X² are independently selected from hydrido, fluoro, chloro, bromo, iodo, methoxycarbonyl, ethoxycarbonyl and carboxyl;

 wherein R² is phenyl or pyridyl; wherein R² is
10 optionally substituted at a substitutable position with a radical selected from fluoro, chloro, bromo, iodo, methoxy, ethoxy, methyl and ethyl; and

 wherein R³⁰ is amino or methyl;

 or a pharmaceutically-acceptable salt thereof.

15

 15. Compound of Claim 14 selected from compounds and their pharmaceutically-acceptable salts, of the group consisting of

4-(4-methylsulfonylphenyl)-3-(4-fluorophenyl)

20 thiophene;

4-(4-methylsulfonylphenyl)-3-(4-fluorophenyl)-2,5-dibromothiophene;

4-(4-methylsulfonylphenyl)-3-(4-fluorophenyl)-2-bromothiophene;

25 ethyl[3-(4-methylsulfonylphenyl)-4-(4-fluorophenyl)thien-2-yl]carboxylate;

2-ethoxycarbonyl-4-(4-fluorophenyl)-3-(4-methylsulfonylphenyl)thienyl-5-carboxylic acid;

4-(4-fluorophenyl)-3-(4-methylsulfonylphenyl)thienyl-2,5-dicarboxylic acid;

30

4-(4-methylsulfonylphenyl)-3-(4-methoxyphenyl)thiophene;

4-(4-methylsulfonylphenyl)-3-(4-methoxyphenyl)-2-bromothiophene;

35 3-(4-methylsulfonylphenyl)-4-phenyl-thiophene;

3-(4-methylsulfonylphenyl)-4-(4-methylphenyl)

thiophene;
3-(4-methylsulfonylphenyl)-4-(2-methyl-4-
fluorophenyl)thiophene;
2-fluoro-5-[3-(4-methylsulfonylphenyl)
5 thien-4-yl]pyridine;
4-[4-(4-fluorophenyl)thien-3-yl]benzenesulfonamide;
4-[3-(4-fluorophenyl)-2,5-dibromo-thien-4-
yl]benzenesulfonamide;
4-[3-(4-fluorophenyl)-2-bromo-thien-4-yl]
10 benzenesulfonamide; and
3-(4-fluorophenyl)-4-(methylsulfonylphenyl)furan.

16. A pharmaceutical composition comprising
a therapeutically-effective amount of an
15 antiinflammatory compound, said compound selected from
a compound of Claim 1; or a pharmaceutically-
acceptable salt thereof.

17. A pharmaceutical composition comprising
20 a therapeutically-effective amount of an
antiinflammatory compound, said compound selected from
a compound of Claim 12; or a pharmaceutically-
acceptable salt thereof.

18. A pharmaceutical composition comprising
25 a therapeutically-effective amount of an
antiinflammatory compound, said compound selected from
a compound of Claim 13; or a pharmaceutically-
acceptable salt thereof.

19. A pharmaceutical composition comprising
30 a therapeutically-effective amount of an
antiinflammatory compound, said compound selected from
a compound of Claim 14; or a pharmaceutically-
35 acceptable salt thereof.

20. A pharmaceutical composition comprising a therapeutically-effective amount of an antiinflammatory compound, said compound selected from a compound of Claim 15; or a pharmaceutically-
5 acceptable salt thereof.

21. The composition of Claim 20 wherein the compound is 4-[4-(4-fluorophenyl)thien-3-yl]benzenesulfonamide; or a pharmaceutically-
10 acceptable salt thereof.

22. The composition of Claim 20 wherein the compound is 4-[3-(4-fluorophenyl)-2-bromo-thien-4-yl]benzenesulfonamide; or a pharmaceutically-
15 acceptable salt thereof.

23. A method of treating inflammation or an inflammation-associated disorder, said method comprising administering to a subject having such
20 inflammation or an inflammation-associated disorder, a therapeutically-effective amount of a compound of Claim 1.

24. A method of treating inflammation or an inflammation-associated disorder, said method comprising administering to a subject having such
25 inflammation or an inflammation-associated disorder, a therapeutically-effective amount of a compound of Claim 12.

30

25. A method of treating inflammation or an inflammation-associated disorder, said method comprising administering to a subject having such
inflammation or an inflammation-associated disorder, a
35 therapeutically-effective amount of a compound of Claim 13.

26. A method of treating inflammation or an inflammation-associated disorder, said method comprising administering to a subject having such
5 inflammation or an inflammation-associated disorder, a therapeutically-effective amount of a compound of Claim 14.

27. A method of treating inflammation or an
10 inflammation-associated disorder, said method comprising administering to a subject having such inflammation or an inflammation-associated disorder, a therapeutically-effective amount of a compound of
Claim 15.

28. The method of Claim 28 wherein the
15 compound is 4-[4-(4-fluorophenyl)thien-3-yl]benzenesulfonamide; or a pharmaceutically-acceptable salt thereof.

29. The method of Claim 28 wherein the
20 compound is 4-[3-(4-fluorophenyl)-2-bromo-thien-4-yl]benzenesulfonamide; or a pharmaceutically-acceptable salt thereof.

30. The method of Claim 23 for use in
treatment of inflammation.

31. The method of Claim 23 for use in
30 treatment of an inflammation-associated disorder.

32. The method of Claim 31 wherein the
inflammation-associated disorder is arthritis.

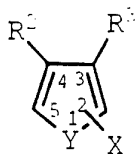
33. The method of Claim 31 wherein the
35 inflammation-associated disorder is pain.

34. The method of Claim 31 wherein the
inflammation-associated disorder is fever.

AMENDED CLAIMS

[received by the International Bureau on 22 June 1994 (22.06.94);
original claim 1 amended; remaining claims unchanged (3 pages)]

1. A compound of Formula I



I

5

wherein Y is selected from S, O, and NR¹;

wherein R¹ is selected from hydrido and C₁-C₆ alkyl;

wherein X is one or more substituents selected from

10

a) hydrido, halo, cyano, nitro, hydroxy,

acyl, lower alkyl substituted at a substitutable

position with a substituent selected from halo,

hydroxyl, amino, acylamino, lower alkylamino,

lower alkyl(acyl)amino, acyl, aryl optionally

15

substituted with hydroxyl, a heterocyclic group,

hydroxyimino and lower alkoxyimino, lower alkenyl

optionally substituted at a substitutable

position with cyano, amino optionally substituted

at a substitutable position with a radical

20

selected from acyl and lower alkylsulfonyl,

sulfo, sulfamoyl optionally substituted with a

substituent selected from the group consisting of

lower alkyl, halo(lower)alkyl, aryl, hydroxyl,

lower alkylamino(lower)alkyl, a heterocyclic

25

group and (esterified carboxy)lower alkyl, N-

containing heterocyclicsulfonyl, a heterocyclic

group optionally substituted at a substitutable

position with a substituent selected from the

group consisting of hydroxyl, oxo, amino and

30

lower alkylamino, provided that when Y is O or

NR¹ then X cannot be hydroxyalkyl,

b) S(O)_nR⁵, wherein R⁵ is C₁-C₆ alkyl

optionally substituted at a substitutable

position with fluoro, and n is 0, 1 or 2,

-88-

c) $C(R^6)(OR^8)(R^7)$ wherein R^6 and R^7 independently are selected from CF_3 , CF_2H , $CFCl_2$, CF_2Cl , $CClFH$, CCl_2F , CF_3CF_2 and C_1 - C_2 alkyl, and wherein R^8 is selected from hydrido, C_1 - C_4 alkyl, (5) $(C_1$ - C_3 alkyl) $C(O)$ and CO_2R^9 , wherein R^9 is C_1 - C_4 alkyl,

d) $C(O)ZR^4$, wherein Z is O , N , or S , and R^4 is selected from hydrido, C_1 - C_6 alkyl and aryl, and when Z is N then R^4 is independently taken (10) twice,

e) $C(R^9)(NHR^{11})(R^{10})$, wherein R^9 and R^{10} are independently selected from CF_3 , CF_2H , $CFCl_2$, CF_2Cl , $CClFH$ and CCl_2H , and R^{11} is selected from hydrido and C_1 - C_3 alkyl, and

f) $Si(R^{12})(R^{13})(R^{14})$, wherein R^{12} , R^{13} and R^{14} are independently selected from hydrido, C_1 - C_2 alkoxy, C_1 - C_7 optionally substituted at a substitutable position with a radical selected from halo, C_2 - C_7 alkenyl, phenyl and benzyl, (15) provided that the sum of the number of carbon atoms in R^{12} , R^{13} and R^{14} must be at least 1 and not greater than 9, and further provided that no more than 2 of R^{12} , R^{13} and R^{14} are alkoxy; and (20) wherein R^2 and R^3 are independently selected from

g) aryl or heteroaryl, wherein the aryl or heteroaryl radical is optionally substituted at a substitutable position with a radical selected from halo, lower alkyl, lower alkoxy, lower alkylthio, lower alkylsulfinyl, lower (25) alkylsulfonyl, nitro, amide, amino, lower alkylamino, sulfamyl and lower alkylsulfonylamino,

h) para-phenylene- Q wherein Q is C_1 - C_2 alkyl or $NR^{15}R^{16}$, wherein R^{15} and R^{16} are independently (35) C_1 - C_2 alkyl,

-89-

i) p-Q¹(m-Q²)phenylene, wherein Q¹ is selected from hydrido, fluoro, chloro, bromo, nitro, C₁-C₂ alkyl, C₁-C₂ alkoxy, di(C₁-C₂ alkyl)amino and S(O)_nR¹⁷, wherein R¹⁷ is CH₃ or C₂H₅; and wherein Q² is selected from hydrido, fluoro and chloro, and n is 0, 1 or 2; provided that both Q¹ and Q² cannot both be hydrido at the same time, and

j) phenylene-W wherein W is alkylamino;

provided that at least one of R² and R³ is substituted with lower alkylsulfonyl or sulfamyl;

or a pharmaceutically-acceptable salt thereof.

2. A compound of Claim 1 wherein R² and R³ are independently pyridyl or para-phenylene-Q, wherein Q is selected from C₁-C₂ alkyl, or NR¹⁵R¹⁶; wherein R¹⁵ and R¹⁶ are independently C₁-C₂ alkyl; or a pharmaceutically-acceptable salt thereof.

3. A compound of Claim 1 wherein X is S(O)_nR⁵, wherein R⁵ is C₁-C₆ alkyl optionally substituted at a substitutable position with fluoro,

INTERNATIONAL SEARCH REPORT

International Application No
PCT/US 94/00466

| | | |
|---|---|-----------------------|
| A. CLASSIFICATION OF SUBJECT MATTER IPC 5 C07D333/18 C07D333/16 C07D333/28 C07D333/38 C07D307/38 C07D409/04 A61K31/38 A61K31/44 A61K31/34 | | |
| According to International Patent Classification (IPC) or to both national classification and IPC | | |
| B. FIELDS SEARCHED Minimum documentation searched (classification system followed by classification symbols) IPC 5 C07D A61K | | |
| Documentation searched other than minimum documentation to the extent that such documents are included in the fields searched | | |
| Electronic data base consulted during the international search (name of data base and, where practical, search terms used) | | |
| C. DOCUMENTS CONSIDERED TO BE RELEVANT | | |
| Category* | Citation of document, with indication, where appropriate, of the relevant passages | Relevant to claim No. |
| X | EP,A,0 397 175 (MERCKLE GMBH) 14 November 1990 see page 30 - page 33; claim 1 see page 2, line 1 - page 3, line 6 --- | 1, 16, 23 |
| X | EP,A,0 317 845 (BAYER AG) 31 May 1989 see claim 1; examples 32, 34 --- | 1 |
| X | EP,A,0 300 278 (BAYER AG) 25 January 1989 see claim 1; example 4 --- | 1 |
| X | BE,A,642 525 (CIBA LTD) 4 May 1964 RN's [2474-39-7, 2474-38-6, 2474-28-4, 2474-27-3, 2474-23-9, 2474-22-8, 2474-20-6, and 2474-19-3] see examples --- | 1 |
| --- /--- | | |
| <input checked="" type="checkbox"/> Further documents are listed in the continuation of box C. | | |
| <input checked="" type="checkbox"/> Patent family members are listed in annex. | | |
| * Special categories of cited documents : | | |
| "A" document defining the general state of the art which is not considered to be of particular relevance | "T" later document published after the international filing date or priority date and not in conflict with the application but cited to understand the principle or theory underlying the invention | |
| "E" earlier document but published on or after the international filing date | "X" document of particular relevance; the claimed invention cannot be considered novel or cannot be considered to involve an inventive step when the document is taken alone | |
| "L" document which may throw doubts on priority claim(s) or which is cited to establish the publication date of another citation or other special reason (as specified) | "Y" document of particular relevance; the claimed invention cannot be considered to involve an inventive step when the document is combined with one or more other such documents, such combination being obvious to a person skilled in the art. | |
| "O" document referring to an oral disclosure, use, exhibition or other means | "&" document member of the same patent family | |
| "P" document published prior to the international filing date but later than the priority date claimed | | |
| Date of the actual completion of the international search <div style="text-align: center; font-weight: bold;">19 April 1994</div> | Date of mailing of the international search report <div style="text-align: center; font-weight: bold;">- 2. 05. 94</div> | |
| Name and mailing address of the ISA European Patent Office, P.B. 5818 Patentlaan 2 NL - 2280 HV Rijswijk Tel. (+ 31-70) 340-2040, Tx. 31 651 epo nl, Fax (+ 31-70) 340-3016 | Authorized officer <div style="text-align: center; font-weight: bold;">Paisdor, B</div> | |

INTERNATIONAL SEARCH REPORT

Inter. Application No
PCT/US 94/00466

| C.(Continuation) DOCUMENTS CONSIDERED TO BE RELEVANT | | |
|--|--|-----------------------|
| Category | Citation of document, with indication, where appropriate, of the relevant passages | Relevant to claim No. |
| X | DATABASE WPI Derwent Publications Ltd., London, GB; AN 92-378261 & JP,A,4 279 672 (MITA IND. CO. LTD.) 5 October 1992 see abstract, RN [145804-30-4] --- | 1 |
| X | DATABASE WPI Derwent Publications Ltd., London, GB; AN 76-06331 & JP,A,50 121 261 (YOSHINA S) 23 September 1975 see abstract and RN's [58849-10-8], [58849-09-5] --- | 1 |
| X | DATABASE WPI Derwent Publications Ltd., London, GB; AN 74-16203 & JP,A,48 091 061 (YOSHINA S) 27 November 1973 see abstract and RN [52101-52-7] --- | 1 |
| X | DATABASE WPI Derwent Publications Ltd., London, GB; AN 74-16200 & JP,A,48 091 058 (YOSHINA S) 27 November 1973 see abstract and RN [52101-38-9] --- | 1 |
| X | CHEMICAL ABSTRACTS, vol. 86, no. 21, 23 May 1977, Columbus, Ohio, US; abstract no. 155415p, M. GINDY ET AL. 'Phenylpropionic acids. Part XII. The conversion of phenylpropionic acids and their esters into thiophene derivatives.' page 449 ;column 1 ; see abstract & J. INDIAN CHEM. SOC. vol. 53, no. 5 , 1976 pages 490 - 495 --- | 1 |
| X | CHEMICAL ABSTRACTS, vol. 67, no. 17, 23 October 1967, Columbus, Ohio, US; abstract no. 82088e, H. HARTMANN ET AL. '2-Dialkylaminothiophene derivatives' page 7736 ;column 1 ; see abstract & DD,A,53 075 (H. HARTMANN ET AL.) 5 January 1967 --- | 1 |

-/--

INTERNATIONAL SEARCH REPORT

 International Application No
 PCT/US 94/00466

| C.(Continuation) DOCUMENTS CONSIDERED TO BE RELEVANT | | |
|--|--|-----------------------|
| Category | Citation of document, with indication, where appropriate, of the relevant passages | Relevant to claim No. |
| X | CHEMICAL ABSTRACTS, vol. 55, no. 4, 20 February 1961, Columbus, Ohio, US; abstract no. 3553g, O. DANN ET AL. 'Desulfurization of 3,4-diphenylthiophene compounds with Raney nickel.' see abstract & ARCH. PHARM. vol. 293 , 1960 pages 187 - 194 --- | 1 |
| X | CHEMICAL ABSTRACTS, vol. 55, no. 1, 9 January 1961, Columbus, Ohio, US; abstract no. 502g, G. TRAVERSO 'Intermediate derivatives obtained by alkaline partial hydrolysis of esters of furan-beta-carboxylic acid' see abstract & FARMACO ED. SCI. vol. 15 , 1960 , PAVIA IT pages 442 - 450 --- | 1 |
| X | CHEMISCHE BERICHTE. vol. 116 , 1983 , WEINHEIM DE pages 3112 - 3124 F. VÖGTLE ET AL. 'Neue helicale Moleküle, IX. Synthesen, Enantiomerentrennungen, Circular dichroismus, Racemisierungsverfahren, Röntgenstrukturanalysen und absolute Konformation neuer, gut zugänglicher Arenicene' see example 6a --- | 1 |
| X | JOURNAL OF THE CHEMICAL SOCIETY, CHEMICAL COMMUNICATIONS. no. 8 , 1992 , LETCHWORTH GB pages 656 - 658 YUN YANG ET AL. '3,4-Bis(tributylstannyl)furan: a Versatile Building Block for the Regiospecific Synthesis of 3,4-Disubstituted Furans' see the whole document --- | 1 |
| X | CHEMICAL AND PHARMACEUTICAL BULLETIN. vol. 29, no. 3 , 1981 , TOKYO JP pages 635 - 645 SHENG-CHU KUO ET AL. 'Synthesis and Antimicrobial Activity of Methyl 5-Nitro-3,4-diphenylfuran-2-carboxylate and Related Compounds' see page 636; example 5 --- | 1 |

-/--

INTERNATIONAL SEARCH REPORT

 Inter. Patent Application No
 PCT/US 94/00466

| C.(Continuation) DOCUMENTS CONSIDERED TO BE RELEVANT | | |
|--|---|-----------------------|
| Category | Citation of document, with indication, where appropriate, of the relevant passages | Relevant to claim No. |
| X | TETRAHEDRON LETTERS. vol. 29, no. 28 , 1988 , OXFORD GB pages 3483 - 3486 YEE-LING LAI ET AL. '2,5b,10b,11-Tetrameth yldihydropyreno[5,6-c]furan: The first furan-isoannelated [14]annulene that sustains as strong a diamagnetic ring current as the parent system' see page 3484; examples 7,8 --- | 1 |
| X | US,A,3 743 656 (K. BROWN ET AL.) 3 July 1973 cited in the application see the whole document --- | 1-34 |
| A | EP,A,0 087 629 (E.I. DU PONT DE NEMOURS AND COMPANY) 7 September 1983 cited in the application see abstract; claims --- | 1-34 |
| A | EP,A,0 055 470 (E.I. DU PONT DE NEMOURS AND COMPANY) 7 July 1982 cited in the application see abstract; claims --- | 1-34 |
| A | US,A,4 432 974 (S.B. HABER) 21 February 1984 cited in the application see abstract; claims --- | 1-34 |
| A | US,A,4 302 461 (S.C. CHERKOFISKY) 24 November 1981 cited in the application see abstract; claims --- | 1-34 |
| A | US,A,4 427 693 (S.B. HABER) 24 January 1984 cited in the application see abstract; claims ----- | 1-34 |

INTERNATIONAL SEARCH REPORT

national application No.

PCT/US 94/00466

Box I Observations where certain claims were found unsearchable (Continuation of item 1 of first sheet)

This international search report has not been established in respect of certain claims under Article 17(2)(a) for the following reasons:

1. Claims Nos.:
because they relate to subject matter not required to be searched by this Authority, namely:
Although claims 23-34 are directed to a method of treatment of (diagnostic method practised on) the human/animal body, the search has been carried out and based on the alleged effects of the compound/composition.
2. Claims Nos.:
because they relate to parts of the international application that do not comply with the prescribed requirements to such an extent that no meaningful international search can be carried out, specifically:
3. Claims Nos.:
because they are dependent claims and are not drafted in accordance with the second and third sentences of Rule 6.4(a).

Box II Observations where unity of invention is lacking (Continuation of item 2 of first sheet)

This International Searching Authority found multiple inventions in this international application, as follows:

1. As all required additional search fees were timely paid by the applicant, this international search report covers all searchable claims.
2. As all searchable claims could be searched without effort justifying an additional fee, this Authority did not invite payment of any additional fee.
3. As only some of the required additional search fees were timely paid by the applicant, this international search report covers only those claims for which fees were paid, specifically claims Nos.:
4. No required additional search fees were timely paid by the applicant. Consequently, this international search report is restricted to the invention first mentioned in the claims; it is covered by claims Nos.:

Remark on Protest

- The additional search fees were accompanied by the applicant's protest.
- No protest accompanied the payment of additional search fees.

INTERNATIONAL SEARCH REPORT

Information on patent family members

| |
|--|
| Inter. Application No PCT/US 94/00466 |
|--|

| Patent document cited in search report | Publication date | Patent family member(s) | Publication date |
|--|------------------|-------------------------|------------------|
| EP-A-0397175 | 14-11-90 | DE-A- 3915450 | 15-11-90 |
| | | AU-B- 637098 | 20-05-93 |
| | | AU-A- 5480090 | 15-11-90 |
| | | CA-A- 2016501 | 11-11-90 |
| | | DE-D- 59003753 | 20-01-94 |
| | | JP-A- 3005455 | 11-01-91 |
| | | US-A- 5260451 | 09-11-93 |
| | | | |
| EP-A-0317845 | 31-05-89 | DE-A- 3739882 | 08-06-89 |
| | | AU-A- 2590288 | 01-06-89 |
| | | CN-A- 1033991 | 19-07-89 |
| | | JP-A- 1165554 | 29-06-89 |
| | | US-A- 4968681 | 06-11-90 |
| | | US-A- 5032590 | 16-07-91 |
| | | | |
| EP-A-0300278 | 25-01-89 | DE-A- 3817808 | 02-02-89 |
| | | JP-A- 1047761 | 22-02-89 |
| | | | |
| BE-A-642525 | 04-05-64 | CH-A- 423473 | |
| | | FR-A- 1386579 | |
| | | GB-A- 1019117 | |
| | | NL-A- 6400338 | 20-07-64 |
| | | US-A- 3351468 | |
| | | | |
| DD-A-53075 | | NONE | |
| | | | |
| US-A-3743656 | 03-07-73 | NONE | |
| | | | |
| EP-A-0087629 | 07-09-83 | AU-B- 553269 | 10-07-86 |
| | | AU-A- 1146083 | 08-09-83 |
| | | CA-A- 1242725 | 04-10-88 |
| | | JP-C- 1654086 | 13-04-92 |
| | | JP-B- 3014312 | 26-02-91 |
| | | JP-A- 58159489 | 21-09-83 |
| | | SU-A- 1250172 | 07-08-86 |
| | | US-A- 4590205 | 20-05-86 |
| | | US-A- 4820827 | 11-04-89 |
| | | | |
| EP-A-0055470 | 07-07-82 | US-A- 4381311 | 26-04-83 |
| | | JP-A- 57134480 | 19-08-82 |