



US00D648735S

(12) **United States Design Patent**
Arnold et al.

(10) **Patent No.:** **US D648,735 S**

(45) **Date of Patent:** **** Nov. 15, 2011**

(54) **DISPLAY SCREEN WITH ANIMATED USER INTERFACE**

(75) Inventors: **Jeffery G. Arnold**, Sammamish, WA (US); **Aaron N. Woo**, Seattle, WA (US)

(73) Assignee: **Microsoft Corporation**, Redmond, WA (US)

(**) Term: **14 Years**

(21) Appl. No.: **29/364,590**

(22) Filed: **Jun. 25, 2010**

(51) **LOC (9) Cl.** **14-04**

(52) **U.S. Cl.** **D14/486**

(58) **Field of Classification Search** D14/485-495;
715/212, 700, 703, 706, 715, 716, 719, 727,
715/728, 730, 752, 753, 771, 772, 773, 777,
715/779, 780, 792, 793, 808, 809, 810, 821,
715/822, 823, 825, 831, 833, 834, 835, 838,
715/840, 841, 843, 861, 864, 962, 963, 975,
715/977

See application file for complete search history.

(56) **References Cited**

U.S. PATENT DOCUMENTS

| | | | |
|--------------|---------|----------------------|---------|
| D396,488 S | 7/1998 | Kunkler | |
| D453,937 S | 2/2002 | Wasko et al. | |
| D480,401 S | 10/2003 | Kahn et al. | |
| D525,630 S | 7/2006 | Tocco et al. | |
| D525,985 S | 8/2006 | Gibson et al. | |
| D544,877 S | 6/2007 | Sasser | |
| D552,618 S * | 10/2007 | Sato et al. | D14/486 |
| 7,418,663 B2 | 8/2008 | Pettinati et al. | |
| D590,415 S | 4/2009 | Ball et al. | |
| D590,416 S | 4/2009 | Kochakis | |
| D591,305 S | 4/2009 | Shimoda | |
| D593,112 S | 5/2009 | Danton | |
| D594,015 S | 6/2009 | Singh et al. | |
| D594,468 S | 6/2009 | Bamford et al. | |
| D597,101 S * | 7/2009 | Chaudhri et al. | D14/488 |
| D598,027 S | 8/2009 | Carpenter et al. | |
| D599,365 S * | 9/2009 | Brown et al. | D14/485 |
| D599,812 S * | 9/2009 | Hirsch | D14/488 |
| D599,813 S * | 9/2009 | Hirsch | D14/488 |

(Continued)

FOREIGN PATENT DOCUMENTS

EM 000839469-0017 * 2/2008

(Continued)

Primary Examiner — Angela J Lee

(74) *Attorney, Agent, or Firm* — Banner & Witcoff, Ltd.

(57) **CLAIM**


The ornamental design for a display screen with animated user interface, as shown and described.

DESCRIPTION

FIG. 1 is the first image in a sequence for a display screen with animated user interface showing my new design; FIG. 2 is the second image thereof; FIG. 3 is the third image thereof; FIG. 4 is the fourth image thereof; FIG. 5 is the fifth image thereof; FIG. 6 is the sixth image thereof; FIG. 7 is the seventh image thereof; FIG. 8 is the eighth image thereof; FIG. 9 is the ninth image thereof; FIG. 10 is the tenth image thereof; FIG. 11 is the eleventh image thereof; FIG. 12 is the twelfth image thereof; FIG. 13 is the thirteenth image thereof; FIG. 14 is the fourteenth image thereof; FIG. 15 is the fifteenth image thereof; FIG. 16 is the sixteenth image thereof; and, FIGS. 17-32 show the display screen with animated user interface of FIGS. 1-16 on a device.

The appearance of the animated user interface sequentially transitions between the images shown in FIGS. 1-16 and in FIGS. 17-32. The process or period in which one image transitions to another forms no part of the claimed design. The broken line showing of the remainder of a device containing the display screen in FIGS. 17-32 is for environmental purposes only and forms no part of the claimed design.

1 Claim, 32 Drawing Sheets



US D648,735 S

Page 2

U.S. PATENT DOCUMENTS

D601,157 S 9/2009 Motohashi
7,620,996 B2 11/2009 Torres et al.
D605,200 S * 12/2009 Sakai D14/486
D608,368 S 1/2010 Bamford
D616,457 S 5/2010 Carpenter et al.
7,721,192 B2 5/2010 Milic-Frayling et al.
D617,804 S 6/2010 Hirsch
D619,146 S * 7/2010 Flik et al. D14/493
D624,927 S 10/2010 Allen et al.
D624,932 S * 10/2010 Chaudhri D14/488
D628,206 S 11/2010 Lemay
D630,649 S 1/2011 Tokunaga et al.

D631,060 S * 1/2011 Flik et al. D14/486
D640,274 S * 6/2011 Arnold D14/487
D640,284 S * 6/2011 Woo et al. D14/487
2005/0071761 A1 * 3/2005 Kontio 715/711
2006/0242597 A1 10/2006 Park
2008/0201650 A1 8/2008 Lemay et al.
2009/0089710 A1 * 4/2009 Wood et al. 715/835

FOREIGN PATENT DOCUMENTS

EM 001147961-0003 * 8/2009
EM 001576562-0015 * 2/2010
EM 001022594-0002 * 4/2011

* cited by examiner



FIG. 1




FIG. 2




FIG. 3




FIG. 4




FIG. 5




FIG. 6

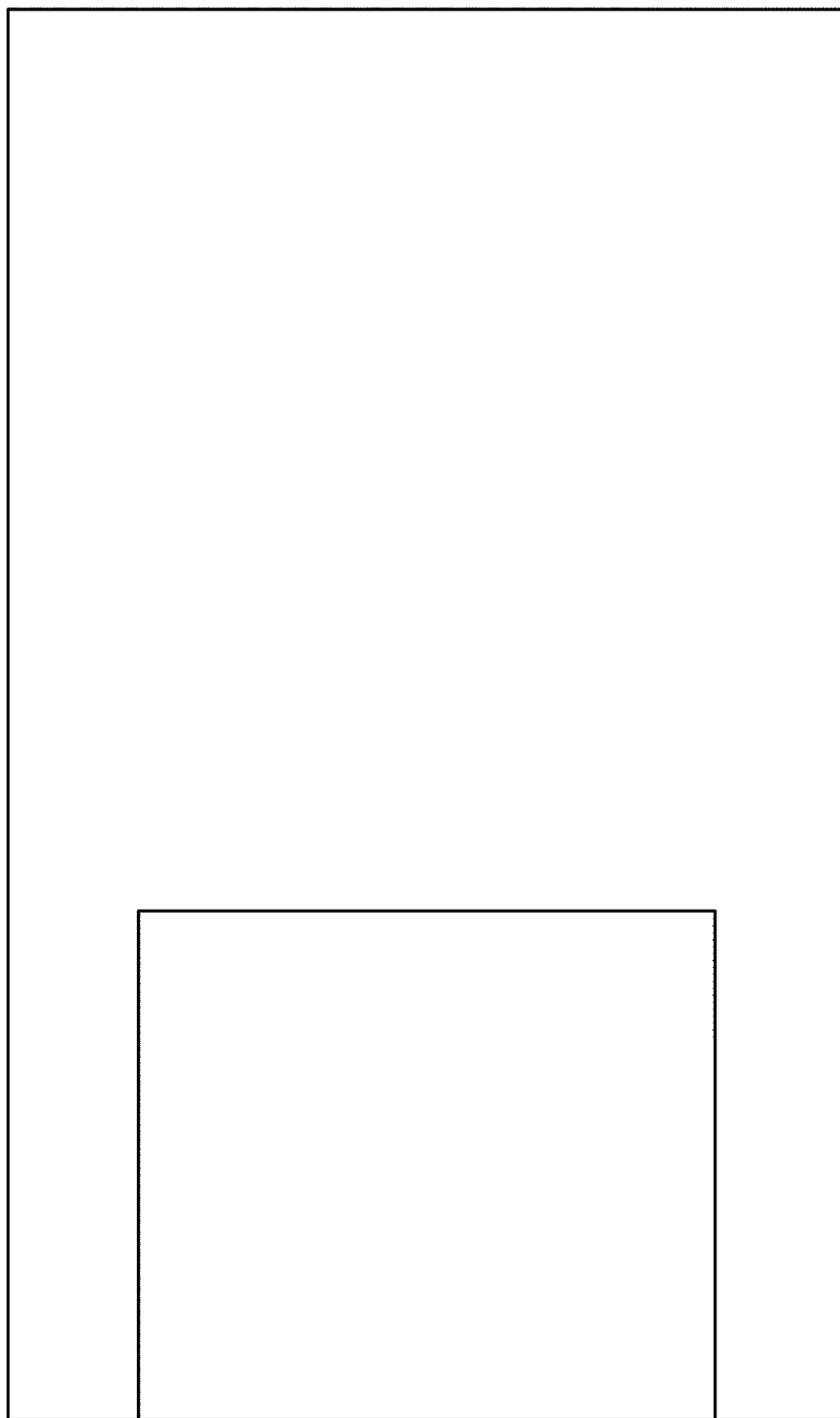


FIG. 7




FIG. 8




FIG. 9




FIG. 10




FIG. 11




FIG. 12




FIG. 13




FIG. 14




FIG. 15




FIG. 16




FIG. 17




FIG. 18




FIG. 19




FIG. 20

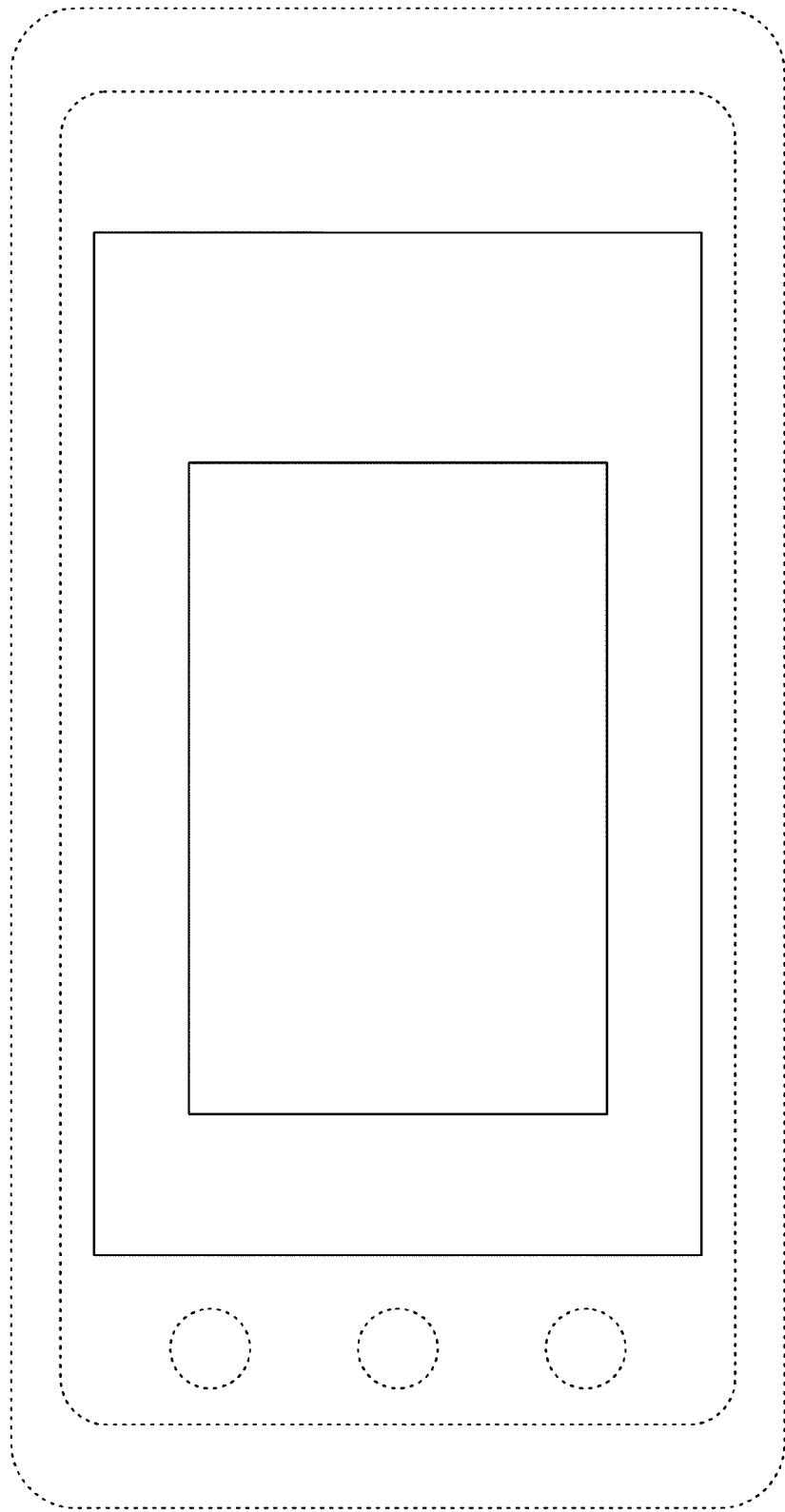


FIG. 21

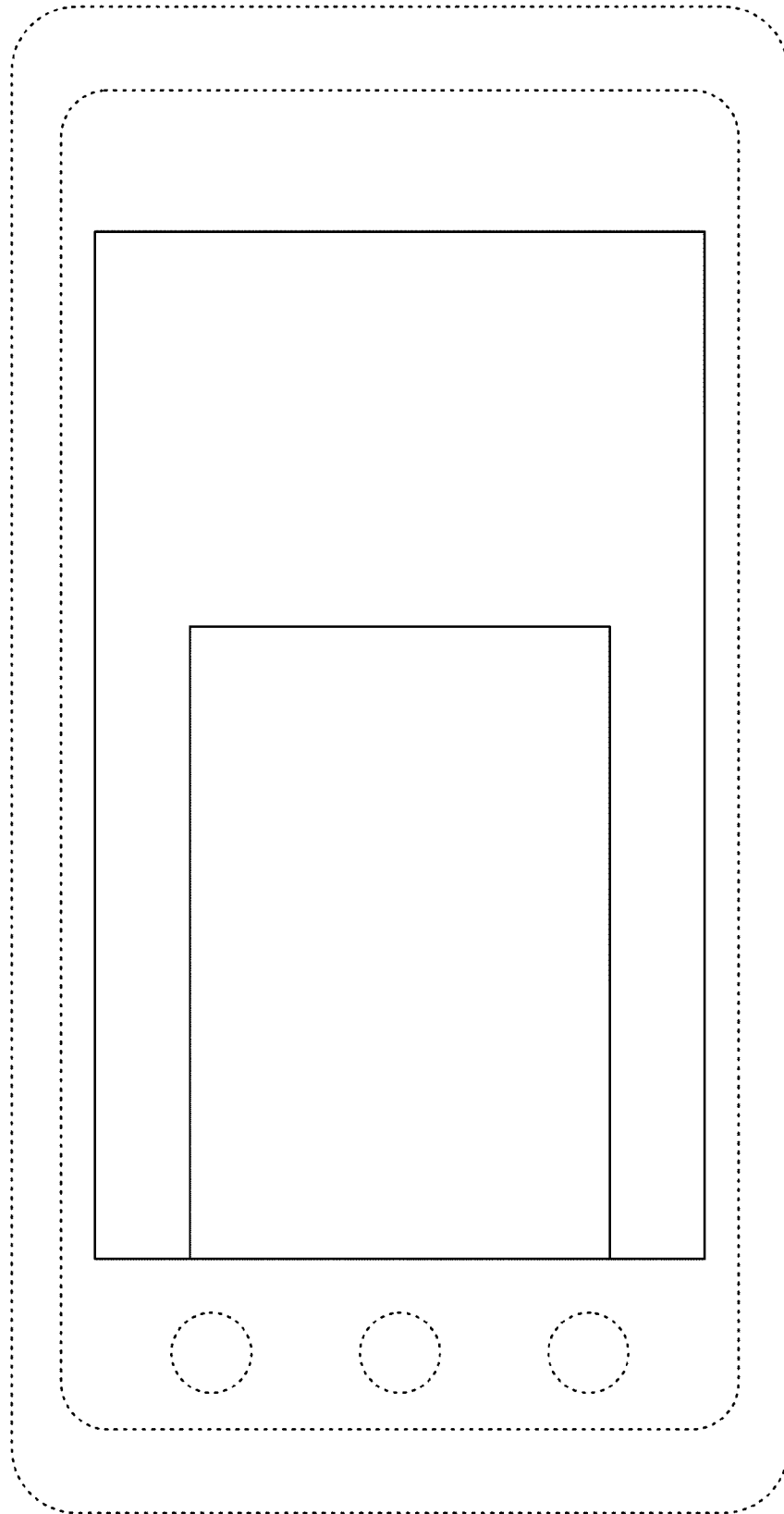


FIG. 22




FIG. 23




FIG. 24




FIG. 25




FIG. 26




FIG. 27




FIG. 28




FIG. 29




FIG. 30




FIG. 31




FIG. 32