

[54] SHELF OR SIMILAR ARTICLE

[75] Inventor: Robert J. Cohn, Dallas, Pa.

[73] Assignee: InterMetro Industries Corporation, Wilkes-Barre, Pa.

[\*\*] Term: 14 Years

[21] Appl. No.: 98,029

[22] Filed: Sep. 18, 1987

[52] U.S. Cl. .... D6/511

[58] Field of Search ..... D6/491, 494, 509-511, D6/462, 465

[56] References Cited

U.S. PATENT DOCUMENTS

D. 228,167	8/1973	Holmes et al. ....	D6/510
D. 233,110	10/1974	Little .....	D6/510
D. 238,536	1/1976	Scherzer .....	D6/510
D. 241,297	9/1976	Maslow .....	D6/511
D. 255,197	6/1980	Durrant .....	D6/494
D. 288,160	3/1987	Maroney et al. ....	D6/511
D. 289,479	4/1987	Brancher .....	D6/462
D. 291,165	8/1987	Ray .....	D6/465
D. 304,887	12/1989	Carlson .....	D6/509

Primary Examiner—Bruce W. Dunkins

Assistant Examiner—Janice Seeger

Attorney, Agent, or Firm—Fitzpatrick, Cella, Harper & Scinto

[57] CLAIM

The ornamental design for a shelf or similar article, as shown and described.

DESCRIPTION

FIG. 1 is a perspective view of a first embodiment of the shelf or similar article of the invention showing my new design;

FIG. 2 is a top plan view thereof;

FIG. 3 is a front elevational view thereof;

FIG. 4 is a rear elevational view thereof;

FIG. 5 is a right side elevational view thereof, the left side elevational view being a mirror image thereof;

FIG. 6 is a bottom plan view thereof;

FIG. 7 is a cross-sectional view, taken on plane 7—7 in FIG. 2, thereof;

FIG. 8 is a top plan view of a second embodiment of the shelf or similar article of the invention showing my new design;

FIG. 9 is a front elevational view thereof;

FIG. 10 is a rear elevational view thereof;

FIG. 11 is a right side elevational view thereof, the left side elevational view being a mirror image thereof;

FIG. 12 is a bottom plan view thereof;

FIG. 13 is a cross-sectional view, taken on plane 13—13 in FIG. 8, thereof.

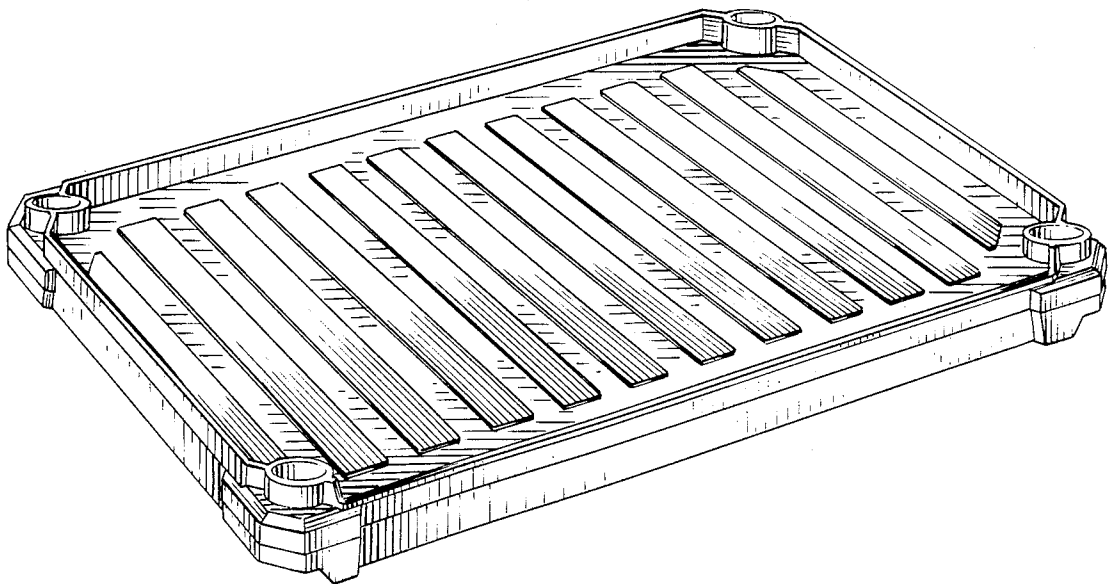
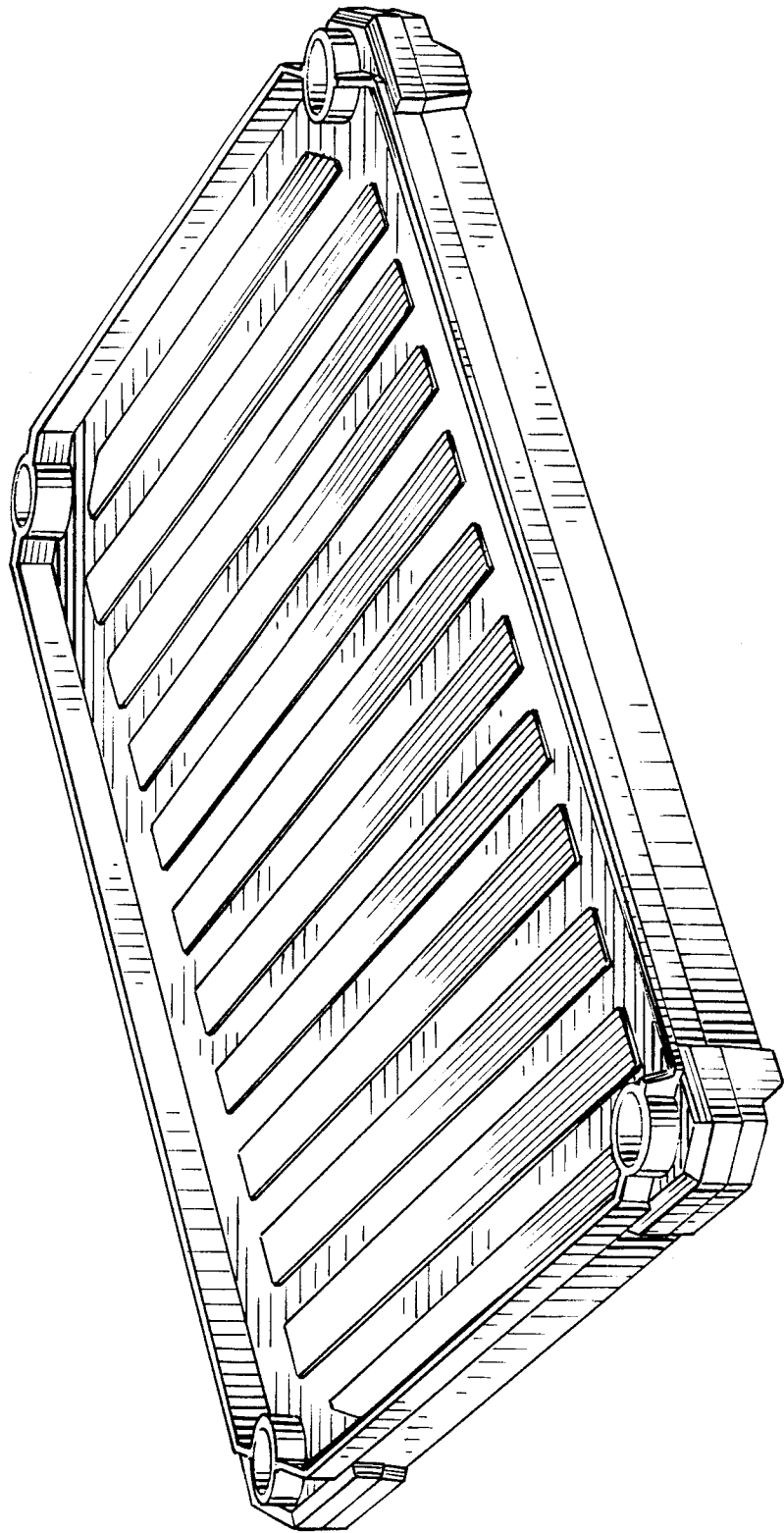
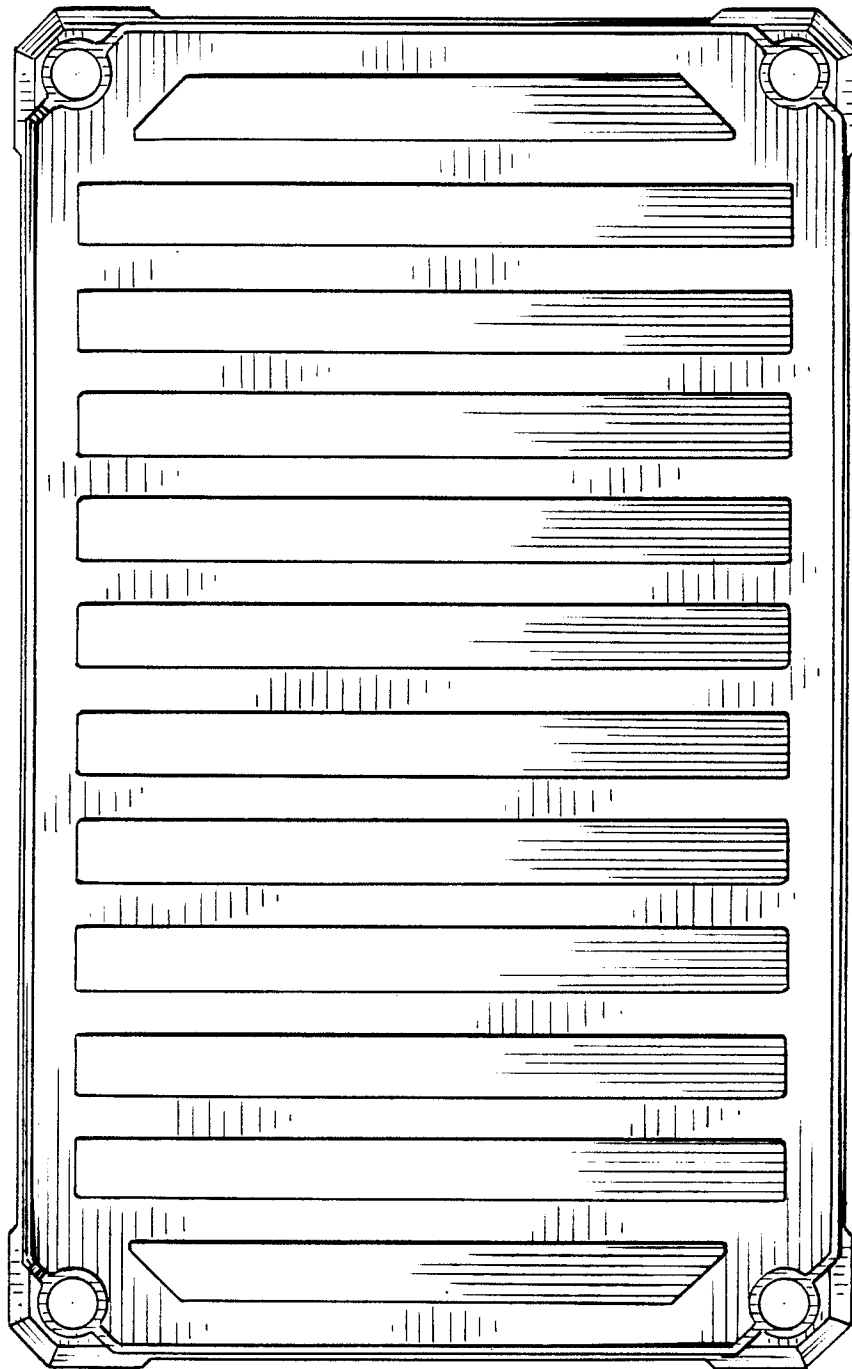


Fig. 1.



7 ←



7 ←

Fig. 2.

Fig. 3.

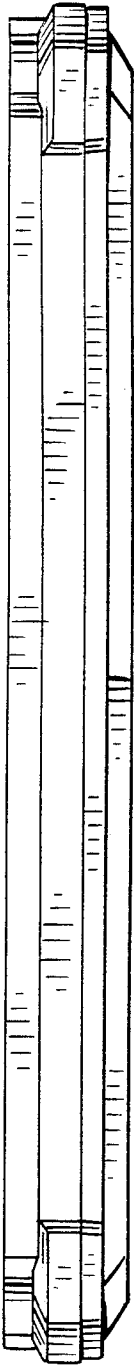


Fig. 4.

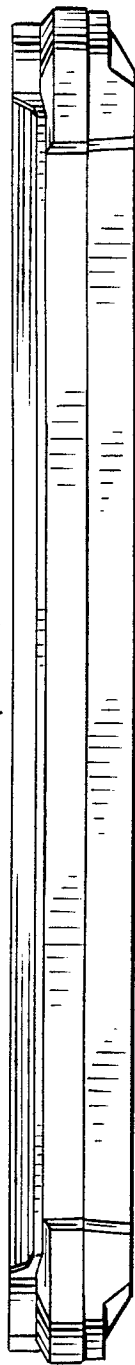


Fig. 5.

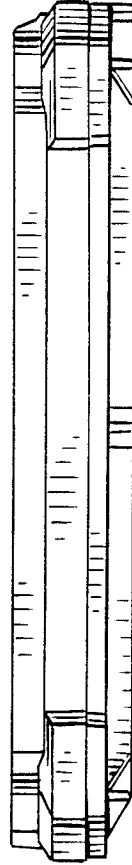


Fig. 2.

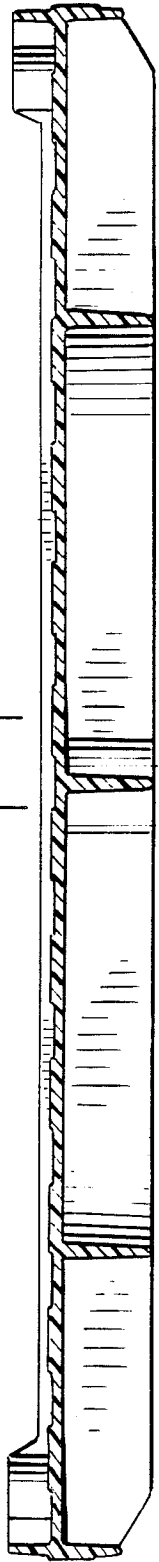



Fig. 8.



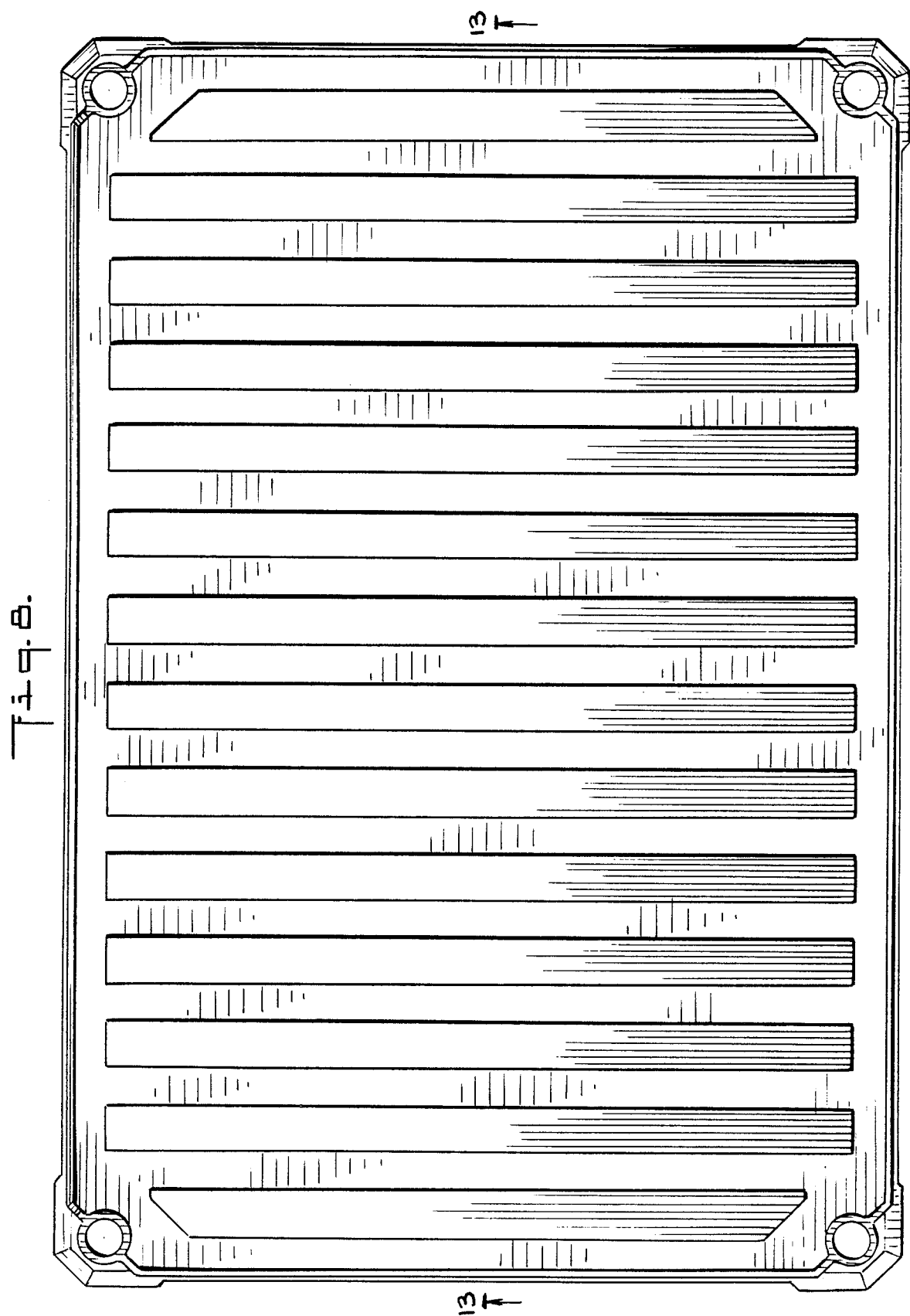


Fig. 9.




Fig. 10.




Fig. 11.

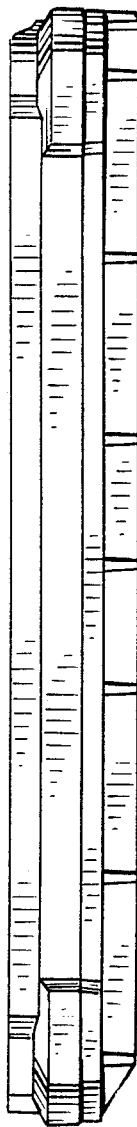


Fig. 12.

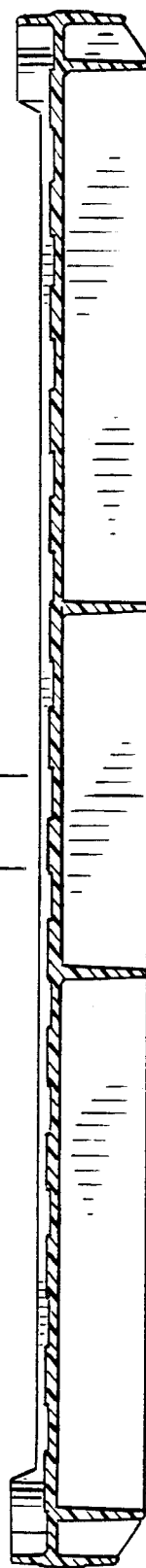


Fig. 12.

