



US00D970862S

(12) **United States Design Patent** (10) **Patent No.:** **US D970,862 S**  
**Altovino** (45) **Date of Patent:** **\*\* Nov. 29, 2022**

- (54) **SANDAL**
- (71) Applicant: **Birkenstock IP GmbH**, Linz am Rhein (DE)
- (72) Inventor: **Giuseppe Altovino**, Cologne (DE)
- (73) Assignee: **BIRKENSTOCK IP GMBH**, Linz am Rhein (DE)
- (\*\*) Term: **15 Years**
- (21) Appl. No.: **29/798,534**
- (22) Filed: **Jul. 8, 2021**

**Related U.S. Application Data**

- (62) Division of application No. 35/508,466, filed on Oct. 2, 2019 (U.S. filing date under 35 U.S.C. 384), and having an international filing date of Oct. 2, 2019, now Pat. No. Des. 924,546.

**Foreign Application Priority Data**

- Apr. 4, 2019 (DE) ..... 402019201188.2
- Apr. 4, 2019 (DE) ..... 402019201189.0

(51) **LOC (13) Cl.** ..... **02-04**

(52) **U.S. Cl.**  
USPC ..... **D2/918**

(58) **Field of Classification Search**

USPC ..... D2/913, 915-916, 922, 964, 965, 967, D2/972

CPC ..... A43B 3/122; A43B 3/126; A43B 3/103; A43B 3/12; A43B 3/105; A43B 3/242; A43B 1/06

See application file for complete search history.

(56) **References Cited**

**U.S. PATENT DOCUMENTS**

D711,633 S \* 8/2014 Hunt ..... D2/927

D806,996 S \* 1/2018 Matsuo ..... D2/930

D860,596 S \* 9/2019 Altovino ..... D2/930

D866,131 S \* 11/2019 Andrews ..... D2/918

D926,447 S \* 8/2021 Altovino ..... D2/917

D957,796 S \* 7/2022 Chung ..... D2/625

2015/0040434 A1 \* 2/2015 Perkins ..... A43B 3/12 12/142 R

**OTHER PUBLICATIONS**

Birkenstock-New-York[online],[retrieved Oct. 25, 2022] Retrieved from the internet, <https://www.spartoo.net/Birkenstock-NEW-YORK-x851147.php?product=851147&marque=0&productchild=14591613#rst> (Year: 2022).\*

Birkenstock, "New York", <https://www.next.de/de/style/st481074/367833>; available at least as early as Apr. 3, 2018; date accessed Apr. 5, 2022.

\* cited by examiner

*Primary Examiner* — Michael A. Pratt

(74) *Attorney, Agent, or Firm* — Fross, Zelnick, Lehrman & Zissu PC; Charles T. J. Weigell, Esq.

(57) **CLAIM**

The ornamental design for a sandal, as shown and described.

**DESCRIPTION**

FIG. 1 is a front perspective view of the sandal showing my new design;

FIG. 2 is a front view thereof;

FIG. 3 is a rear view thereof;

FIG. 4 is a right side view thereof;


FIG. 5 is a left side view thereof;

FIG. 6 is a top view thereof; and,

FIG. 7 is a bottom view thereof.

The broken lines depicting portions of the sandal sole show portions of the sandal that form no part of the claimed design.

**1 Claim, 7 Drawing Sheets**






**FIG. 1**



**FIG. 2**



**FIG. 3**



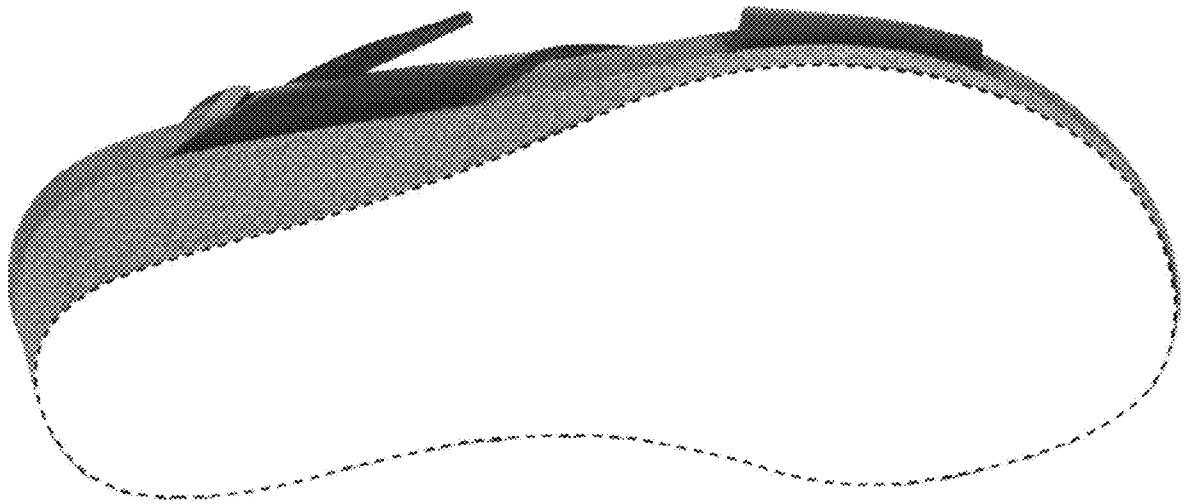
**FIG. 4**



**FIG. 5**



FIG. 6



**FIG. 7**