



US00D853015S

(12) **United States Design Patent**
Verelst

(10) **Patent No.:** **US D853,015 S**

(45) **Date of Patent:** **** Jul. 2, 2019**

(54) **LAMP**

(71) Applicant: **SIGNIFY HOLDING B.V.**, Eindhoven (NL)

(72) Inventor: **Dirk Maria Karel Rosalia Verelst**, Boechout (BE)

(73) Assignee: **SIGNIFY HOLDING B.V.**, Eindhoven (NL)

(**) Term: **15 Years**

(21) Appl. No.: **35/502,396**

(22) Filed: **Nov. 2, 2016**

(80) **Hague Agreement Data**

Int. Filing Date: **Nov. 2, 2016**

Int. Reg. No.: **DM/094423**

Int. Reg. Date: **Nov. 2, 2016**

Int. Reg. Pub. Date: **Feb. 3, 2017**

(30) **Foreign Application Priority Data**

May 4, 2016 (EM) 003110006-0013

(51) **LOC (11) Cl.** **26-03**

(52) **U.S. Cl.**
USPC **D26/85**

(58) **Field of Classification Search**

USPC D26/1, 2, 3, 24, 25, 26, 28, 62-69, 71, D26/72, 75, 76, 78, 79, 84, 85, 86, 87, D26/89, 90-92, 118, 119, 120, 121, 122, D26/124-129, 132, 134-140, 142, 144, D26/145, 147, 152, 154, 155; D3/272, D3/273, 302, 304-309, 315; D7/601, D7/602, 609, 619.1, 630; D9/414-415, D9/417, 418, 420-427, 430-434, 634, D9/732

CPC F21S 8/03; F21S 8/031; F21S 8/033; F21S 8/035; F21S 8/036; F21S 8/037; F21V 1/12; F21V 7/05

See application file for complete search history.

(56) **References Cited**

U.S. PATENT DOCUMENTS

D238,094	S	*	12/1975	Ervin	D26/104
5,006,968	A	*	4/1991	Miller	F21S 8/033 362/147
D411,889	S	*	7/1999	Risi	D25/108
D491,686	S	*	6/2004	Citterio	D26/72
D535,427	S	*	1/2007	Chandler	D26/87
D545,480	S	*	6/2007	Guercio	D26/118
D638,977	S	*	5/2011	Heyrman	D26/85
D643,964	S	*	8/2011	Heyrman	D26/85
D646,424	S	*	10/2011	Ho	D26/85
D654,614	S	*	2/2012	Williamson	D26/85
D672,081	S	*	12/2012	Sprengers	D26/85
D686,363	S	*	7/2013	Smith	D26/118
D697,654	S	*	1/2014	Couvreur	D26/85
D703,862	S	*	4/2014	Cho	D26/113
D712,083	S	*	8/2014	Crosby	D26/85
9,016,905	B1	*	4/2015	Butler	F21S 8/024 362/147
D740,992	S	*	10/2015	Orozco	D26/67
D759,884	S	*	6/2016	Huang	D26/113
D765,300	S	*	8/2016	Couture	D26/85

(Continued)

Primary Examiner — Darlington Ly

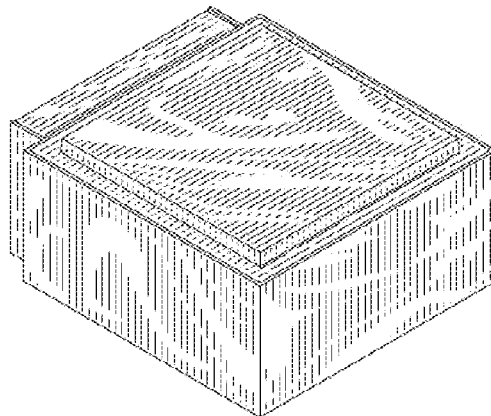
(57) **CLAIM**

The ornamental design for a lamp, as shown and described.

DESCRIPTION

- 1.1** is a top, front, and right side perspective view of a lamp showing my new design;
- 1.2** is a right side elevation view thereof;
- 1.3** is a left side elevation view thereof;
- 1.4** is a front elevation view thereof;
- 1.5** is a rear elevation view thereof;
- 1.6** is a top plan view thereof; and
- 1.7** is a bottom plan view thereof.

1 Claim, 4 Drawing Sheets



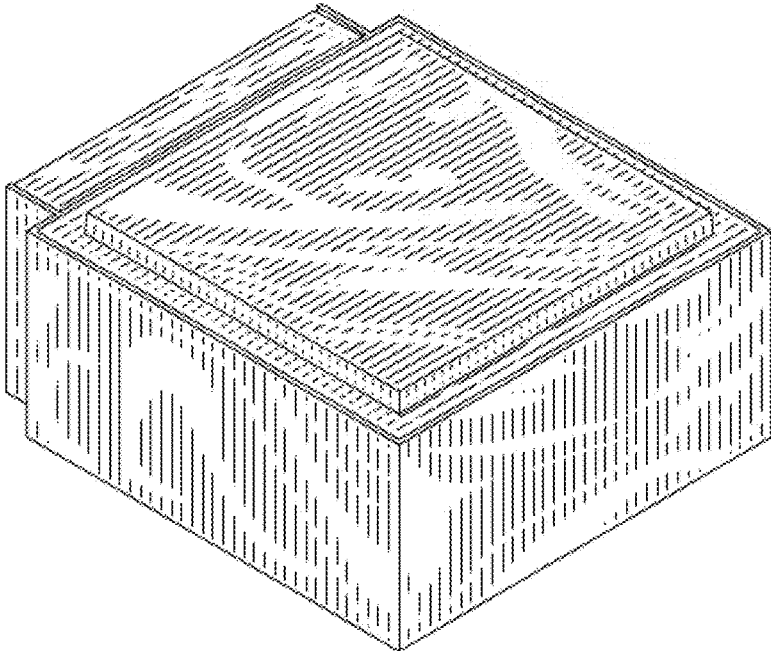
(56)

References Cited

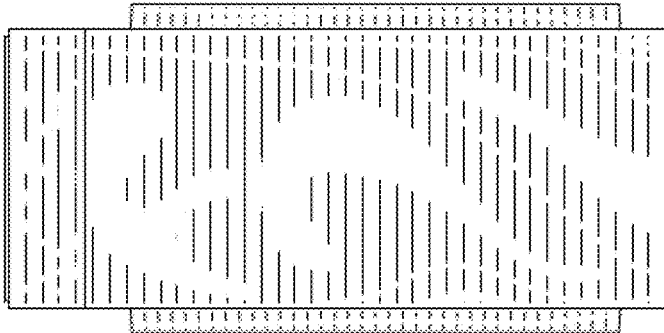
U.S. PATENT DOCUMENTS

D774,681	S	*	12/2016	Liang	D26/72
D787,733	S	*	5/2017	Sonneman	D26/85
D797,345	S	*	9/2017	Sonneman	D26/85
D799,097	S	*	10/2017	Sonneman	D26/85
D799,735	S	*	10/2017	Sonneman	D26/85
D800,943	S	*	10/2017	Shundong	D26/85
2012/0268952	A1	*	10/2012	Newton	B23P 11/00 362/368
2015/0308667	A1	*	10/2015	Corkill	F21S 8/033 362/147
2017/0108194	A1	*	4/2017	Kim	F21V 7/0008


* cited by examiner



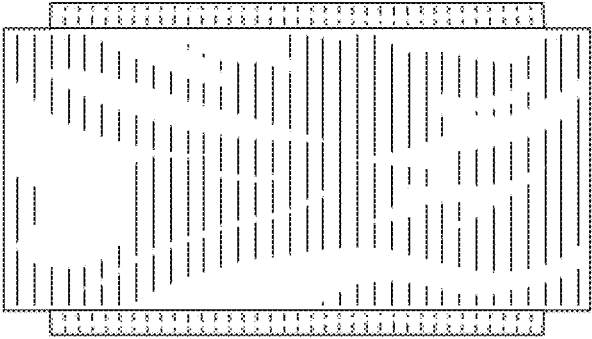
1.1



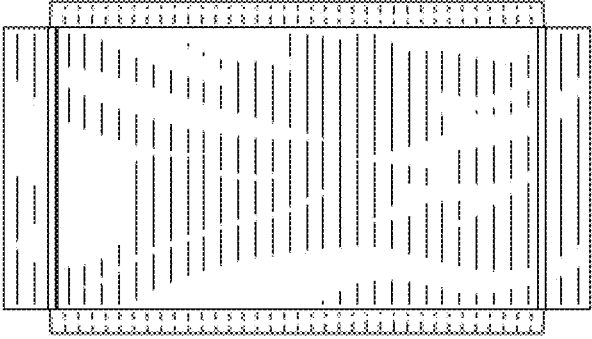
1.2



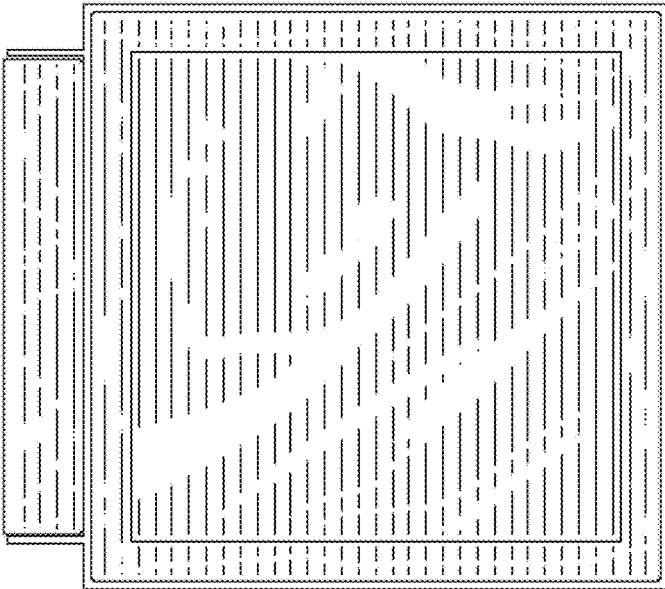
1.3



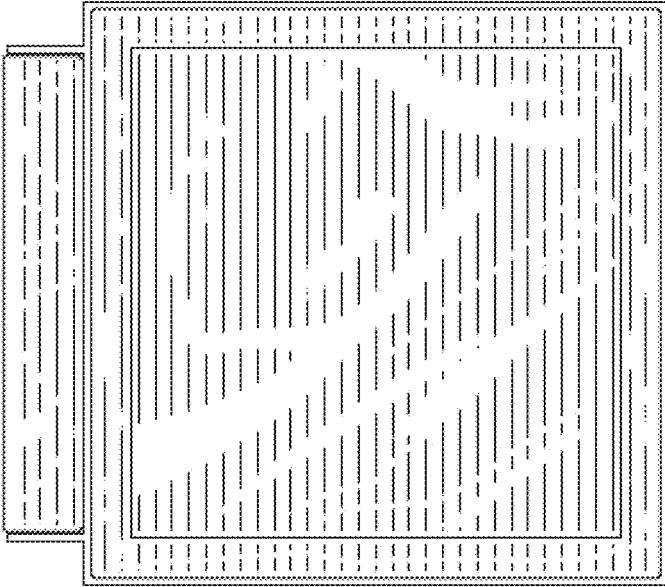
1.4



1.5



1.6



1.7