



US00D508255S

(12) **United States Design Patent** (10) **Patent No.:** **US D508,255 S**  
**Wu** (45) **Date of Patent:** **\*\* Aug. 9, 2005**

(54) **EYEGLASS FRAME**

(75) **Inventor:** **Tzung-Hziao Wu, Tainan (TW)**  
(73) **Assignee:** **Sun Sight Glasses Co., Ltd., Tainan (TW)**  
(\*\*) **Term:** **14 Years**

(21) **Appl. No.:** **29/194,498**  
(22) **Filed:** **Nov. 24, 2003**

(51) **LOC (8) Cl.** ..... **16-06**  
(52) **U.S. Cl.** ..... **D16/315; D16/330**  
(58) **Field of Search** ..... **D16/300-330,**  
**D16/101; D29/109-110; D24/110.2; 351/41,**  
**44, 51-52, 111, 158, 92, 103-109; 2/426-432,**  
**448, 441, 447, 434-437**

(56) **References Cited**  
**U.S. PATENT DOCUMENTS**

D405,816 S \* 2/1999 Crestin-Billet ..... D16/315  
5,903,331 A \* 5/1999 Lin ..... 351/105  
D454,580 S \* 3/2002 Wolfe ..... D16/315  
D459,746 S \* 7/2002 Wang ..... D16/314  
D502,494 S \* 3/2005 Yang ..... D16/320

**OTHER PUBLICATIONS**

Sunglass Hut catalog. p. 5, 1999.\*  
Sunglass Hut catalog, p. 21, 2002.\*  
\* cited by examiner

*Primary Examiner*—Raphael Barkai  
(74) *Attorney, Agent, or Firm*—Alan D. Kamrath; Nikolai & Mersereau, P.A.

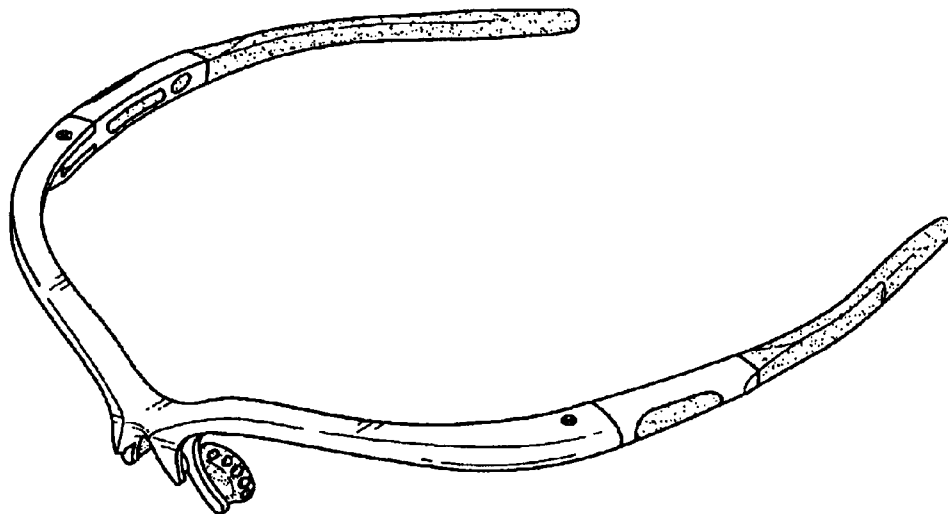
(57) **CLAIM**

The ornamental design for an eyeglass frame, as shown and described.

**DESCRIPTION**

FIG. 1 is a perspective view of an eyeglass frame showing my new design;  
FIG. 2 is a front side elevational view thereof;  
FIG. 3 is a rear side elevational view thereof;  
FIG. 4 is a side elevational view thereof, the opposite side view being a mirror image thereof  
FIG. 5 is a top plan view thereof; and,  
FIG. 6 is a bottom plan view thereof.

**1 Claim, 4 Drawing Sheets**



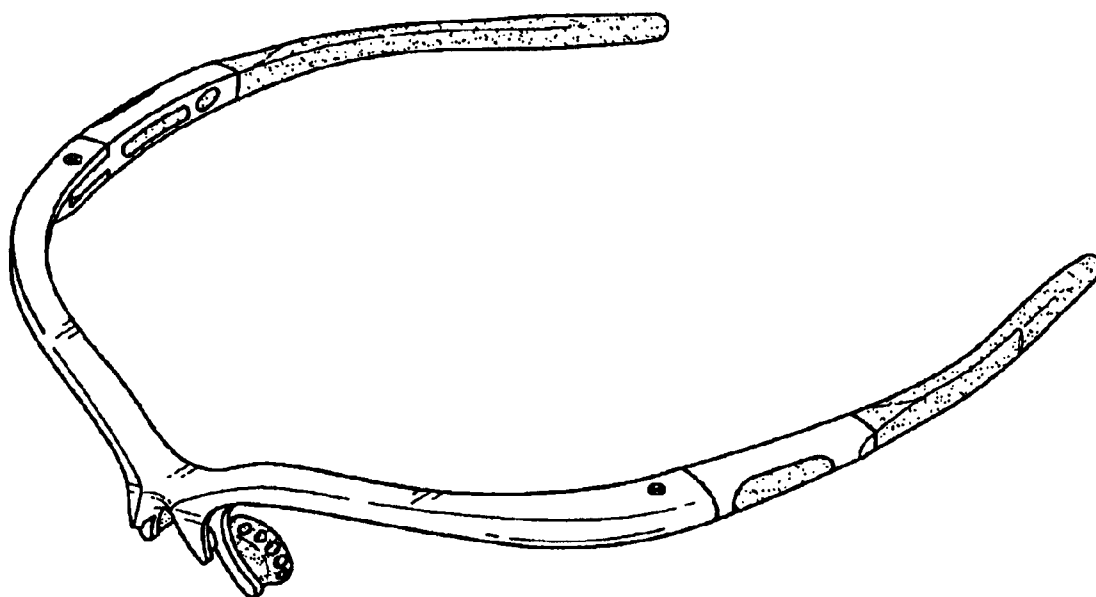


FIG. 1

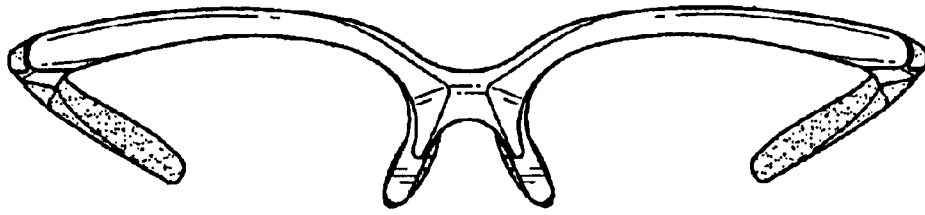


FIG. 2

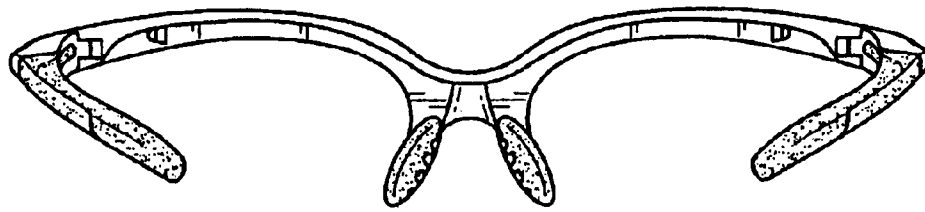


FIG. 3

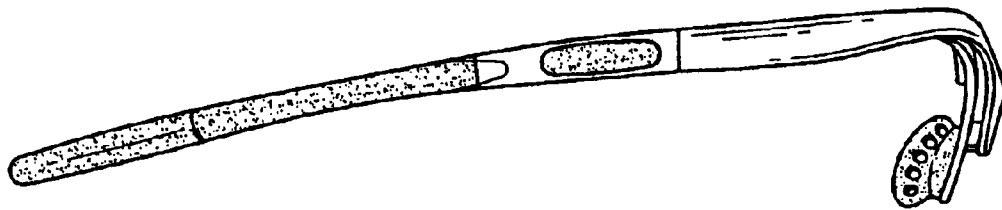


FIG. 4

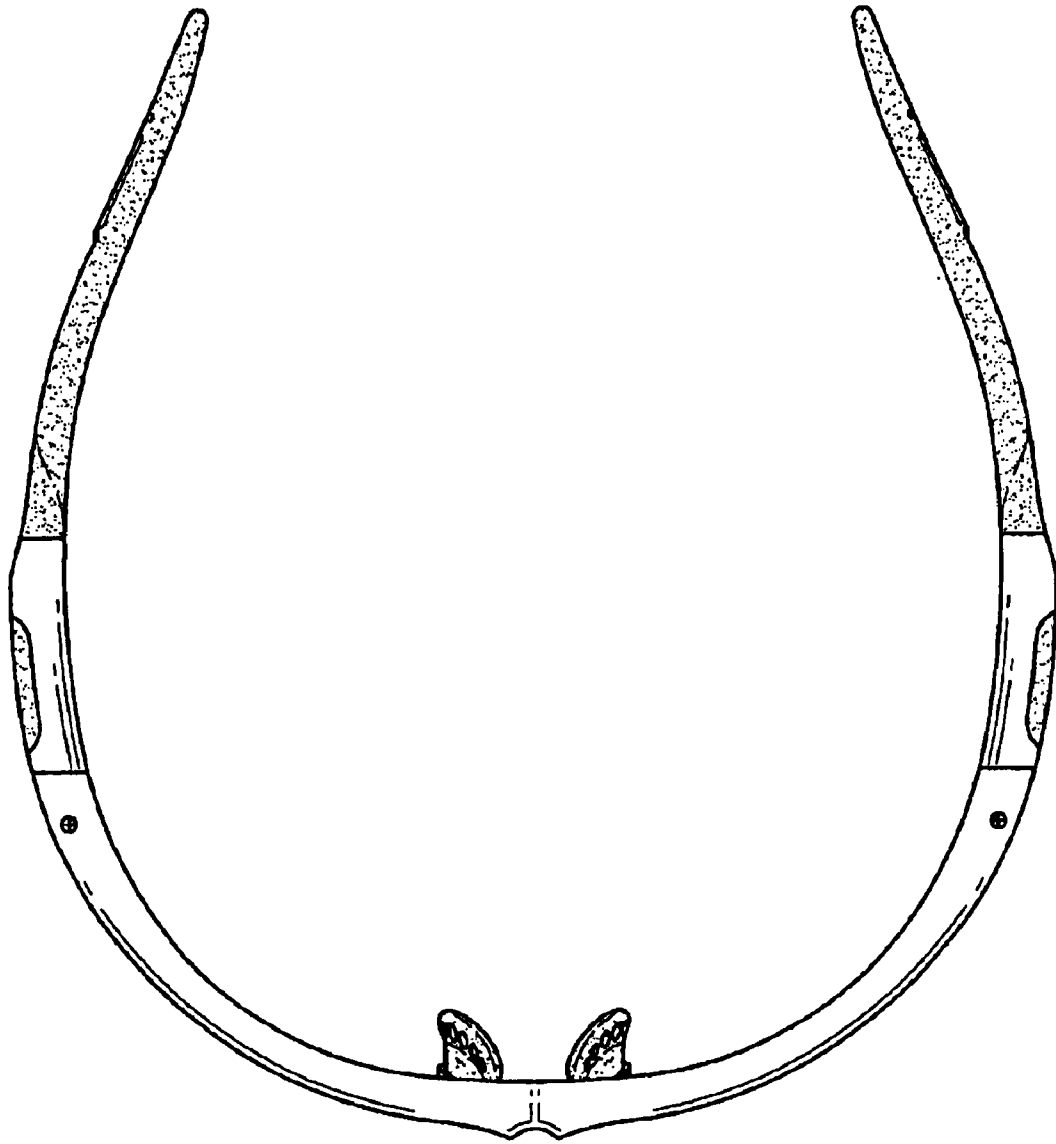


FIG. 5

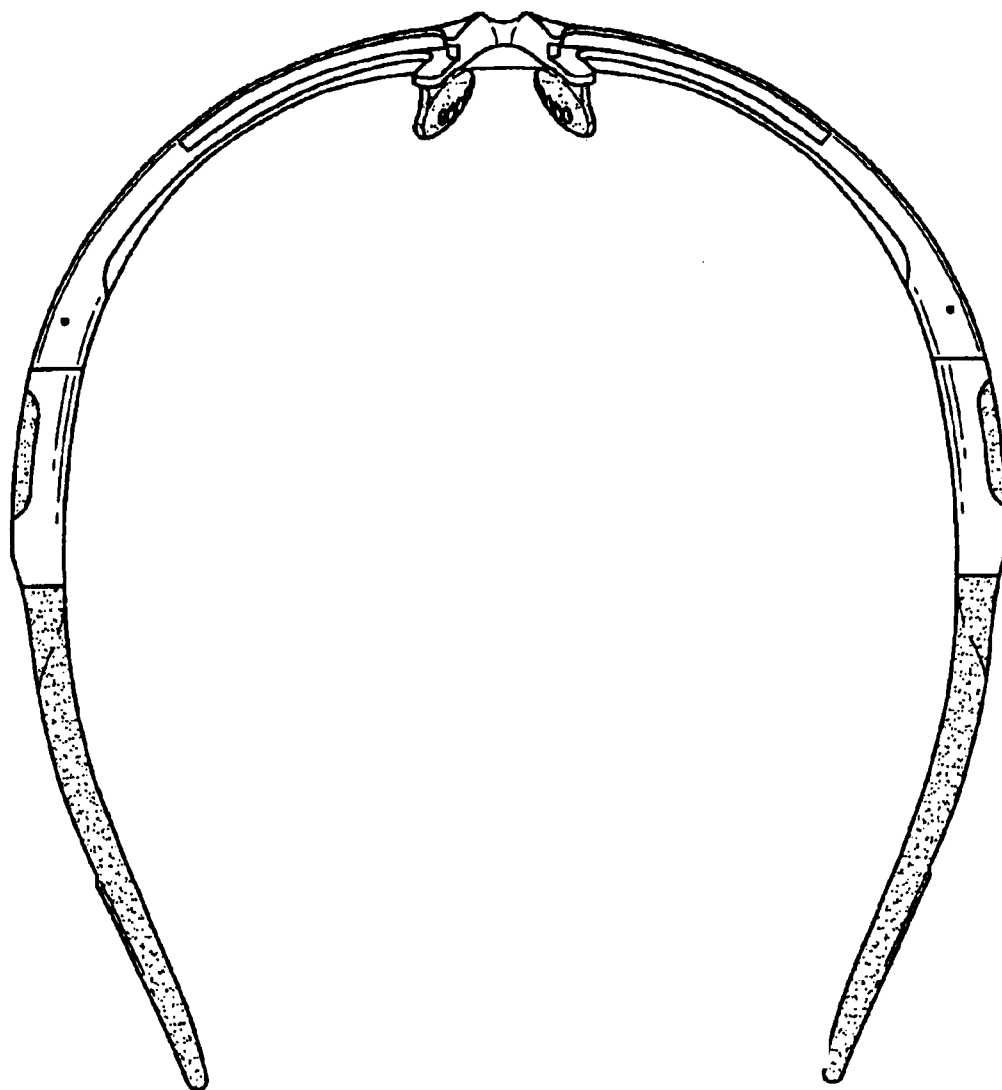


FIG. 6