US00D833030S

(12) **United States Design Patent** (10) **Patent No.: US D833,030 S**
Sasano (45) **Date of Patent: ** Nov. 6, 2018**

(54) **CARTRIDGE BODY FOR SOLID-PHASE EXTRACTION**

(71) Applicant: **AiSTI SCIENCE CO., Ltd.**, Wakayama-shi, Wakayama (JP)

(72) Inventor: **Ryoichi Sasano**, Wakayama (JP)

(73) Assignee: **AiSTI SCIENCE CO., LTD.**, Wakayama-shi (JP)

(**) Term: **15 Years**

(21) Appl. No.: **29/606,701**

(22) Filed: **Jun. 7, 2017**

(30) **Foreign Application Priority Data**

Dec. 8, 2016 (JP) 2016-026612

(51) **LOC (11) Cl.** **24-02**

(52) **U.S. Cl.**
USPC **D24/224**; D10/103

(58) **Field of Classification Search**
USPC D10/103; D24/224
CPC G01N 1/4005; G01N 30/14; G01N 1/405; G01N 30/08; G01N 30/06; G01N 30/6091; G01N 2030/009; B01D 15/22; B01L 3/0275; B01L 2200/0631; B01L 3/54; B01L 3/545; B01L 3/5453; B01L 3/56; B01L 3/561
See application file for complete search history.

(56) **References Cited**

U.S. PATENT DOCUMENTS

5,439,593	A *	8/1995	Price	B01D 15/08 210/236
D511,214	S *	11/2005	Sasano	D10/103
D519,868	S *	5/2006	Sasano	D10/103
D649,405	S *	11/2011	Lingo	D24/224
D723,181	S *	2/2015	Kawamura	D24/224
D767,159	S *	9/2016	Maas	D24/224
D777,341	S *	1/2017	Oguro	D24/224
2007/0240777	A1 *	10/2007	Sasano	G01N 30/603 137/801
2016/0252435	A1 *	9/2016	Sasano	G01N 1/405 73/863.23

* cited by examiner

Primary Examiner — Antoine D Davis
(74) *Attorney, Agent, or Firm* — Westerman, Hattori, Daniels & Adrian, LLP

(57) **CLAIM**

The ornamental design for a cartridge body for solid-phase extraction, as shown and described.

DESCRIPTION

FIG. **1** is an isometric view of a cartridge body for solid-phase extraction;
FIG. **2** is a front elevational view thereof;
FIG. **3** is a rear elevational view thereof;
FIG. **4** is a left side elevational view thereof;
FIG. **5** is a right side elevational view thereof;
FIG. **6** is a top plan view thereof;
FIG. **7** is a bottom plan view thereof;
FIG. **8** is a cross-sectional view thereof, taken along lines VIII-VIII of FIG. **6**;
FIG. **9** is a cross-sectional view thereof, shown with a lower frit, a solid phase filler, and an upper frit disposed inside;
FIG. **10** is an isometric view thereof;
FIG. **11** is a front elevational view thereof; and,
FIG. **12** is an isometric view of the exterior thereof.
The cartridge body for solid-phase extraction is translucent. The showing of a lower frit, a solid phase filler, and an upper frit is for the purpose of illustrating environment and forms no part of the claimed design.

1 Claim, 12 Drawing Sheets

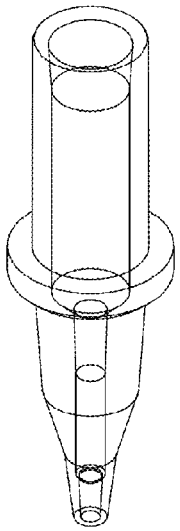

FIG. 1

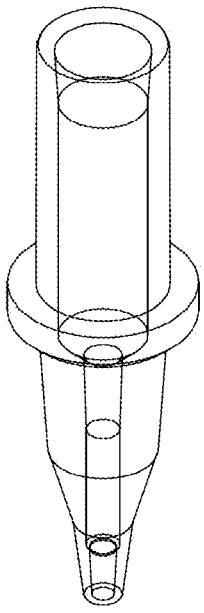

FIG. 2

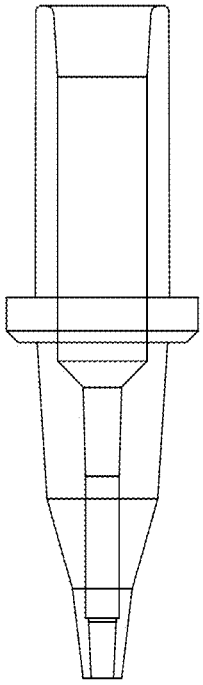

FIG. 3

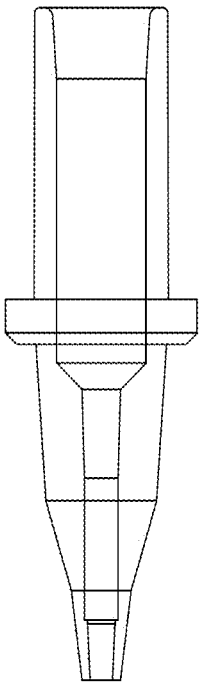

FIG. 4

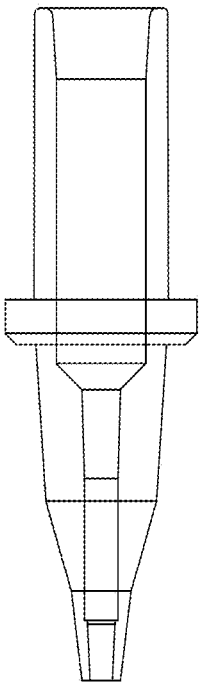

FIG. 5

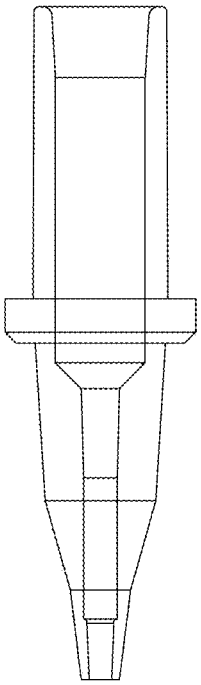

FIG. 6

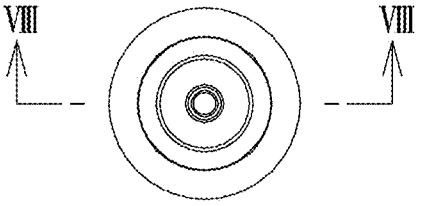

FIG. 7

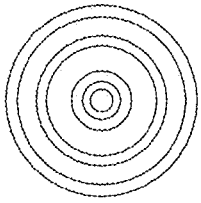

FIG. 8

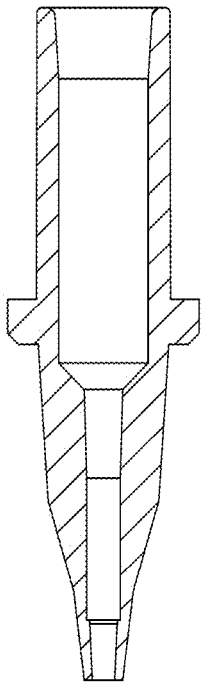

FIG. 9

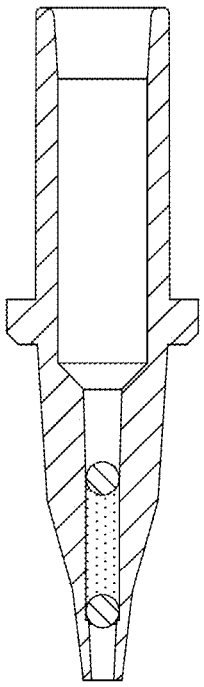

FIG. 10

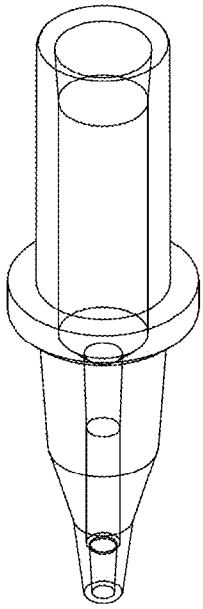

FIG. 11

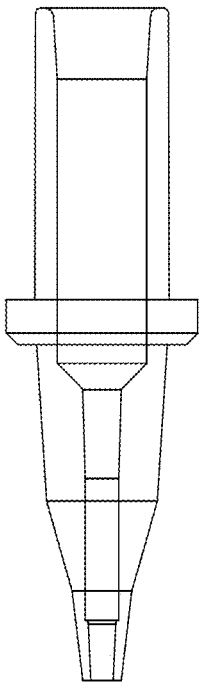

FIG. 12

