



US00D949024S

(12) **United States Design Patent**
Gooden et al.

(10) **Patent No.:** **US D949,024 S**

(45) **Date of Patent:** **** Apr. 19, 2022**

- (54) **DISINFECTANT WIPES CANISTER**
- (71) Applicant: **Hopkins Manufacturing Corporation**, Emporia, KS (US)
- (72) Inventors: **Marcus Gooden**, LomaLinda, CA (US); **Pieter Schouten**, Berkley, CA (US); **James R. Kingsbury**, Lakewood, CA (US)
- (73) Assignee: **Hopkins Manufacturing Corporation**, Emporia, KS (US)

2009/0090723 A1* 4/2009 Holbrook B65D 25/06
220/521

2009/0289077 A1* 11/2009 Melin A47K 10/421
221/45

2009/0289078 A1* 11/2009 Melin A47K 10/421
221/45

2012/0111751 A1* 5/2012 Kryshak A47K 10/3818
206/389

2012/0145737 A1* 6/2012 Ray B65D 83/0805
221/45

2020/0085247 A1* 3/2020 Lutkins A47K 10/32

2021/0120809 A1* 4/2021 Bunegin A01N 1/0247

* cited by examiner

Primary Examiner — Lauren R Calve

(74) *Attorney, Agent, or Firm* — Bond Schoeneck & King, PLLC; George McGuire

(**) Term: **15 Years**

(21) Appl. No.: **29/731,592**

(22) Filed: **Apr. 16, 2020**

(51) **LOC (13) Cl.** **09-01**

(52) **U.S. Cl.**
USPC **D9/734**

(58) **Field of Classification Search**
USPC D9/414, 420, 423, 424, 430, 431, 503,
D9/504, 540, 730, 734; D3/201, 304,
D3/315; D6/515, 518, 519, 521, 522,
D6/523; D7/601, 608, 622, 704

CPC B65D 75/5838; B65D 2575/586; B65D
75/5855; B65D 75/5805; B65D 75/12;
B65D 77/2096; B65D 2101/00; B65D
75/5827; B65D 83/0805; B65D 75/20;
B65D 75/26; B65D 75/68; B65D 33/20;
B65D 77/003; B65D 75/326; B65D
77/2032; B65D 2543/00425; B65D
2543/00194

See application file for complete search history.

(56) **References Cited**

U.S. PATENT DOCUMENTS

D630,108 S * 1/2011 Wilson D9/734
D778,732 S * 2/2017 Pelfrey D9/734

(57) **CLAIM**

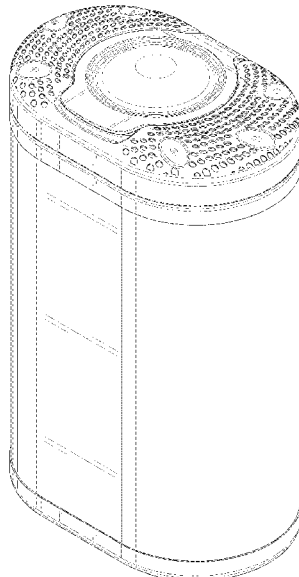
The ornamental design for a disinfectant wipes canister, as shown and described.

DESCRIPTION

FIG. 1 is a perspective view of a new and ornamental design for a disinfectant wipes canister;
FIG. 2 is a front elevation view thereof;
FIG. 3 is a rear elevation view thereof;
FIG. 4 is a first side elevation view thereof;
FIG. 5 is a second side elevation view thereof;
FIG. 6 is a top plan view thereof; and,
FIG. 7 is a bottom plan view thereof.

The broken lines shown represent portions of the disinfectant wipes canister that form no part of the claimed design.

1 Claim, 7 Drawing Sheets



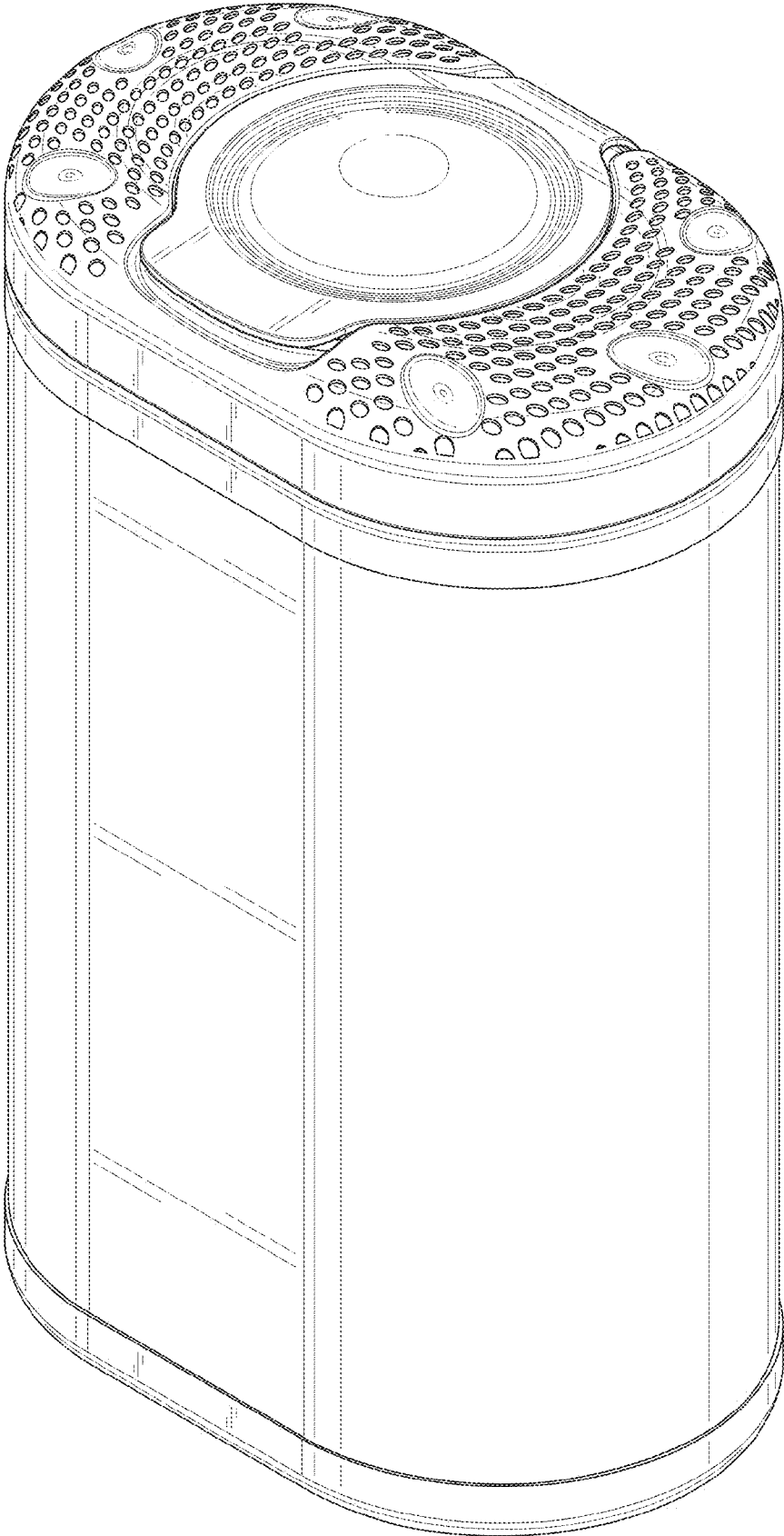


FIG. 1




FIG. 2




FIG. 3




FIG. 4




FIG. 5

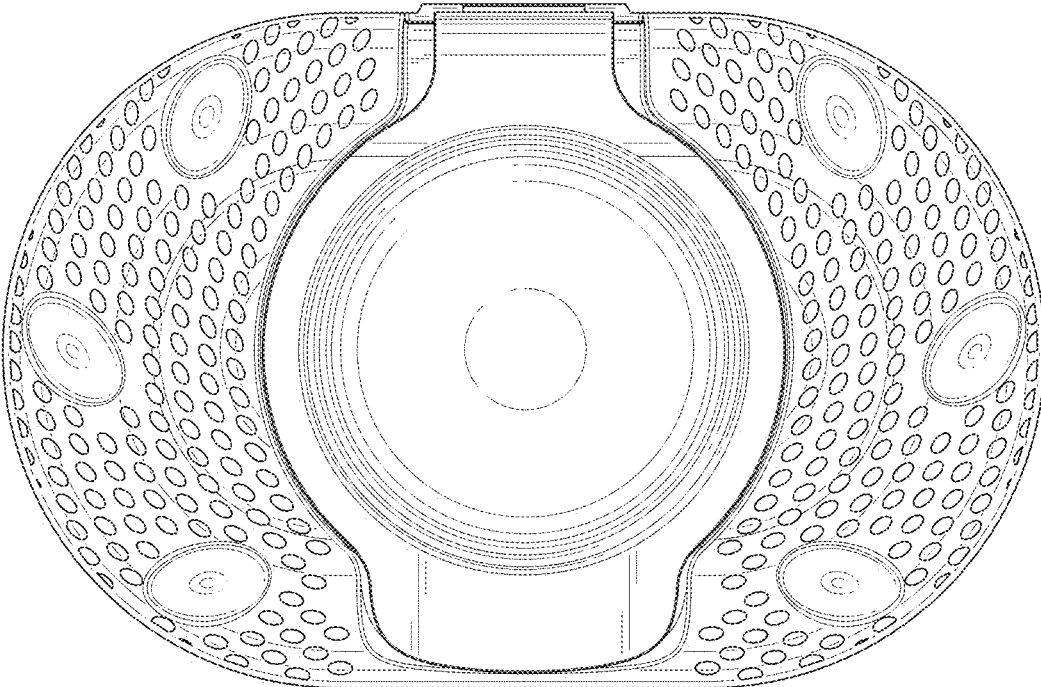


FIG. 6




FIG. 7