



US00D586502S

(12) **United States Design Patent**
Tearle

(10) **Patent No.:** **US D586,502 S**

(45) **Date of Patent:** **** Feb. 10, 2009**

(54) **CIGARETTE PACKET**

(75) Inventor: **Alan Douglas Tearle**, Southampton
(GB)

(73) Assignee: **British American Tobacco**
(Investments) Limited, London (GB)

(**) Term: **14 Years**

(21) Appl. No.: **29/284,757**

(22) Filed: **Sep. 14, 2007**

(30) **Foreign Application Priority Data**

Mar. 16, 2007 (EM) 000694930

(51) **LOC (9) Cl.** **27-06**

(52) **U.S. Cl.** **D27/189**

(58) **Field of Classification Search** 206/236-241,
206/249-251, 254-255, 256-259, 261-275;
D27/185-192; D9/430, 432; 229/160.1

See application file for complete search history.

(56) **References Cited**

U.S. PATENT DOCUMENTS

1,853,219 A * 4/1932 Newton 206/742
3,127,083 A * 3/1964 Guyer 206/250
3,165,249 A * 1/1965 Peck 206/238
4,607,748 A * 8/1986 Focke 206/254
D316,816 S * 5/1991 Wiholm D9/432
D333,532 S * 2/1993 Campbell D27/189
6,435,342 B1 * 8/2002 Agnes 206/268

D532,685 S * 11/2006 Reussner D9/432
D548,592 S * 8/2007 Kudo et al. D9/432
2005/0236283 A1 * 10/2005 Ito 206/271

* cited by examiner

Primary Examiner—Jennifer Rivard

(74) *Attorney, Agent, or Firm*—Charles I. Sherman;
Middleton Reutlinger

(57) **CLAIM**

The ornamental design for the cigarette packet, as shown and described.

DESCRIPTION

FIG. 1 is a perspective view of an embodiment of the design of the present invention with both lids in a closed position;

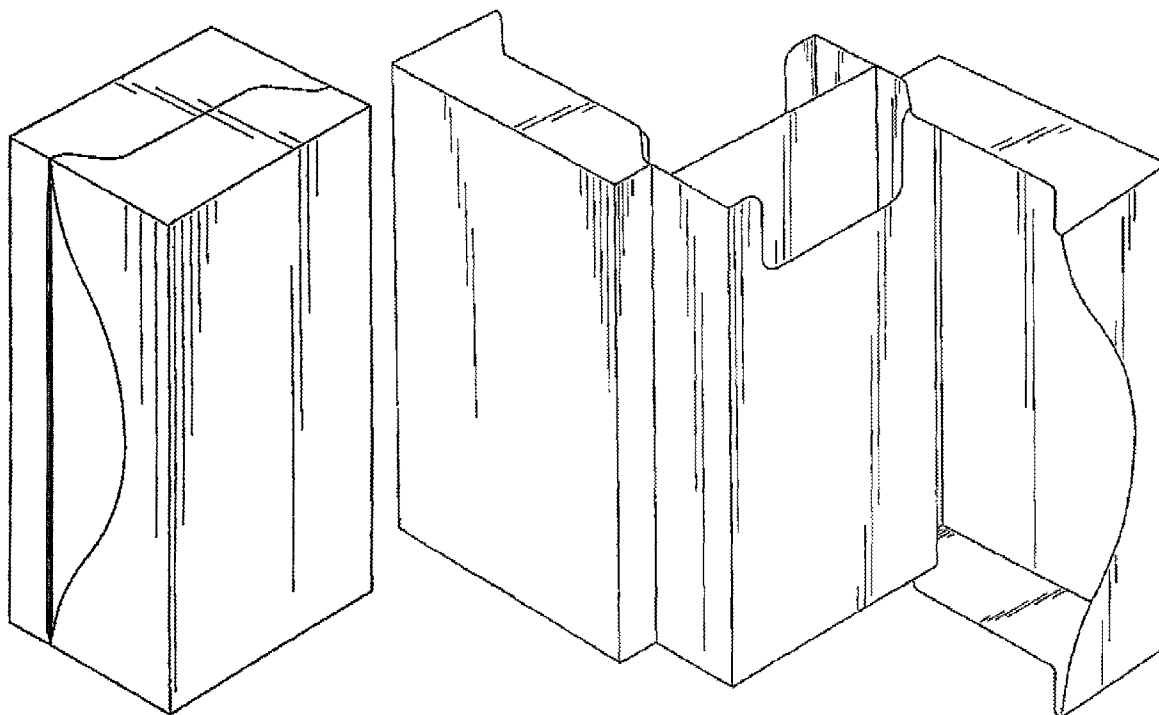
FIG. 2 is front view of the embodiment of the design of FIG. 1 with both lids in a closed position. The back view thereof being identical;

FIG. 3 is a side view of the embodiment of the design of FIG. 1 with both lids in a closed position. The other side view thereof being identical;

FIG. 4 is a top view of the embodiment of the design of FIG. 1 with both lids in a closed position. The bottom view thereof being identical; and,

FIG. 5 is a perspective view of the embodiment of the design of FIG. 1 with both lids in an open position. The opposite perspective view thereof being identical.

1 Claim, 3 Drawing Sheets



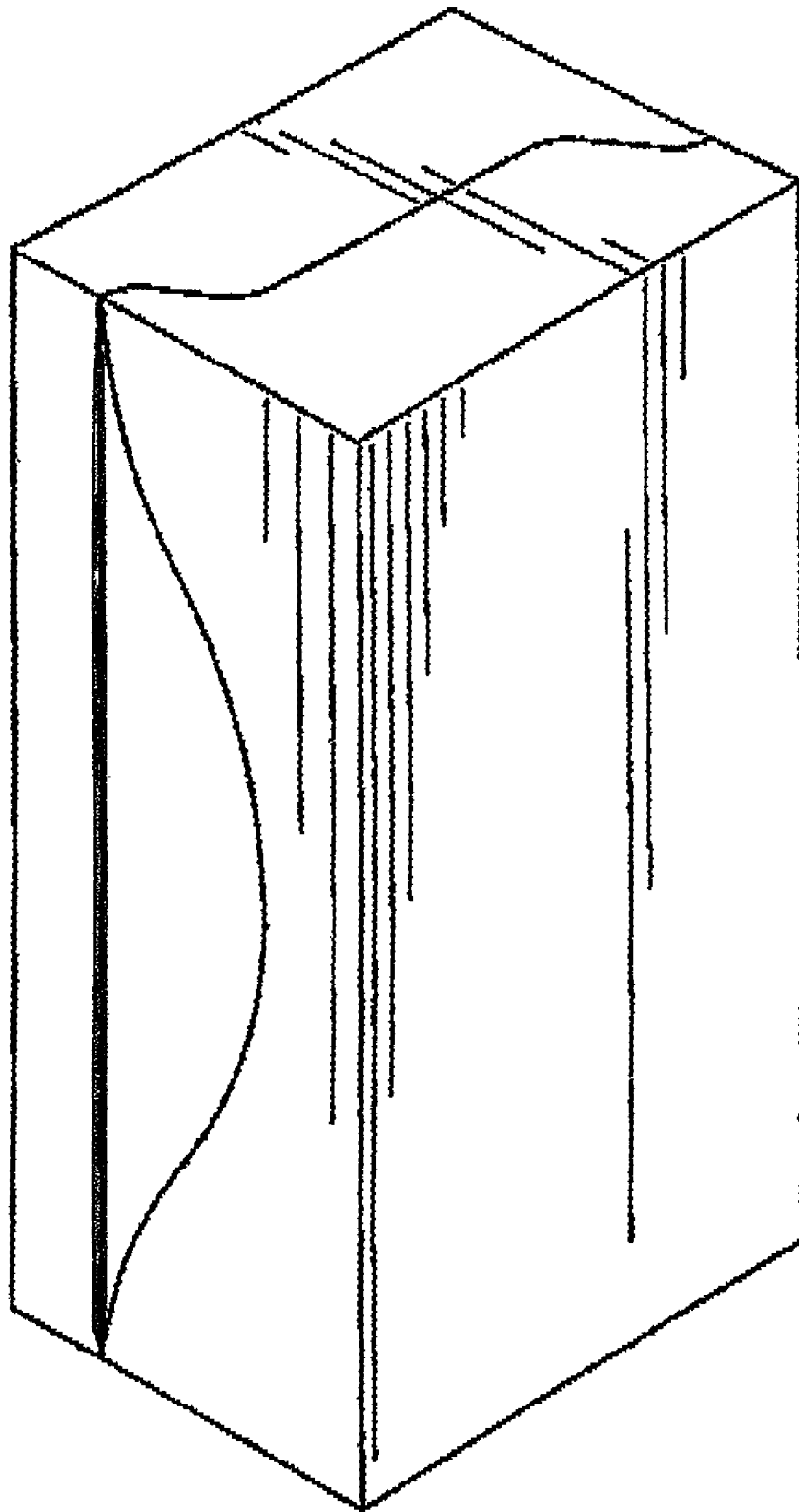


FIG. 1




FIG. 2

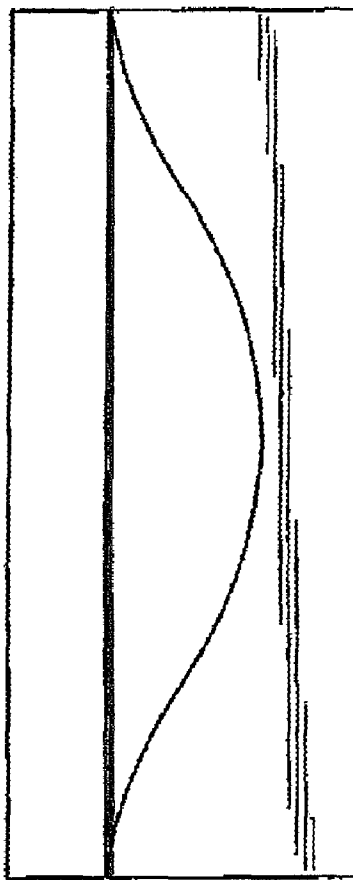


FIG. 3

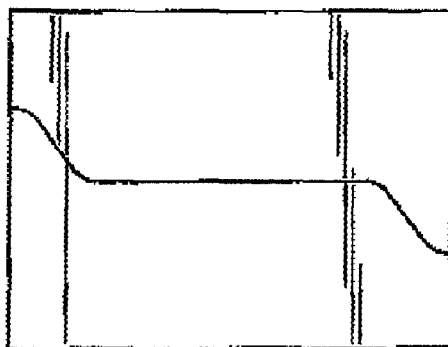


FIG. 4

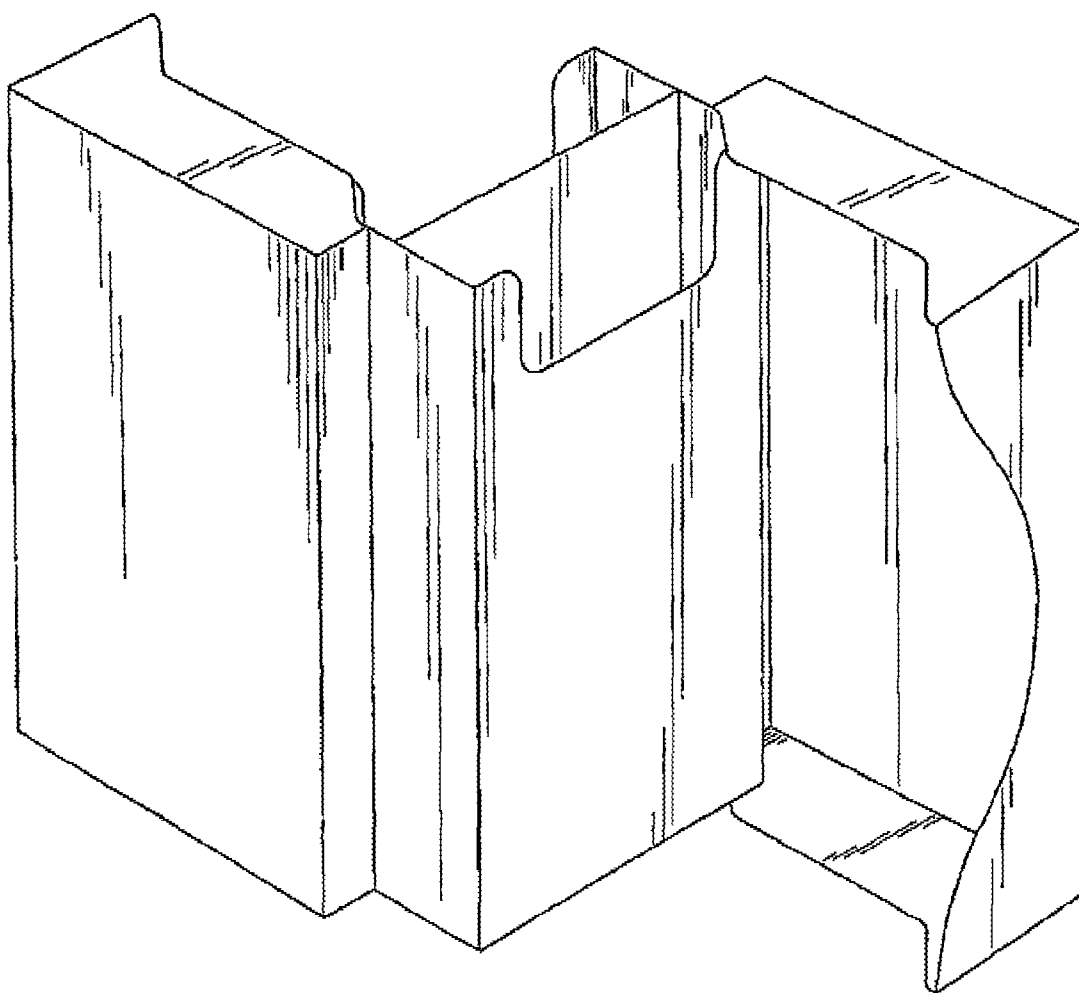


FIG. 5