



US00D734686S

(12) **United States Design Patent**
Alton

(10) **Patent No.:** **US D734,686 S**

(45) **Date of Patent:** **** Jul. 21, 2015**

- (54) **RING**
- (71) Applicant: **Jason Alton**, Lake Country (CA)
- (72) Inventor: **Jason Alton**, Lake Country (CA)
- (73) Assignee: **Jason Alton**, Lake Country (CA)
- (**) Term: **14 Years**
- (21) Appl. No.: **29/472,629**
- (22) Filed: **Nov. 14, 2013**

(30) **Foreign Application Priority Data**

- May 14, 2013 (CA) 151142
- May 14, 2013 (CA) 151143
- May 14, 2013 (CA) 151144

(51) **LOC (10) Cl.** **11-01**

(52) **U.S. Cl.** **D11/35**
USPC

(58) **Field of Classification Search**

- USPC D11/1, 2, 8-9, 26-39, 79, 80, 81, 86,
D11/91, 92; 63/26-28, 29.1, 29.2, 31, 32,
63/1.11, 15, 15.1-15.4, 15.45, 15.5, 15.6,
63/15.65, 15.7, 12, 13

See application file for complete search history.

(56) **References Cited**

U.S. PATENT DOCUMENTS

- 1,280,707 A * 10/1918 Gebhardt 63/15
- D83,719 S * 3/1931 Burgess D11/34
- 1,822,392 A * 9/1931 Esterman et al. 63/15.4
- D124,312 S * 12/1940 Halper D11/34
- D382,505 S * 8/1997 Doustorian D11/34

- D416,512 S * 11/1999 Rossi D11/93
- D489,022 S * 4/2004 Riggio D11/38
- 2009/0071192 A1 * 3/2009 Bauman 63/15

OTHER PUBLICATIONS

Alex & Chloe online catalogue page (http://www.alexandchloe.com/online_shop/index.php?cPath=26_30 &osCsid=260af112c5edcaceac2561bd1a2e988d&max=100), available at least as early as Nov. 14, 2013.

The Diamond Project webpage (<http://www.brokenoff.com/thediamondproject.html>) available at least as early as Nov. 14, 2013.

* cited by examiner

Primary Examiner — Jennifer Rivard

Assistant Examiner — Melanie Pellegrini

(74) *Attorney, Agent, or Firm* — Oyen, Wiggs, Green & Mutala LLP

(57) **CLAIM**

The ornamental design for a ring, as shown and described.

DESCRIPTION

FIG. 1 is a top, front and right side view of a ring showing my new design;

FIG. 2 is a top plan view thereof;

FIG. 3 is left side elevational view thereof, the right side elevational view being identical thereto;

FIG. 4 is a front elevational view thereof, the back elevational view being identical thereto;

FIG. 5 is a bottom plan view thereof; and,

FIG. 6 is a bottom, front and right side perspective view thereof.

The broken lines shown in the figures represent portions of the ring which form no part of the claimed design.

1 Claim, 3 Drawing Sheets

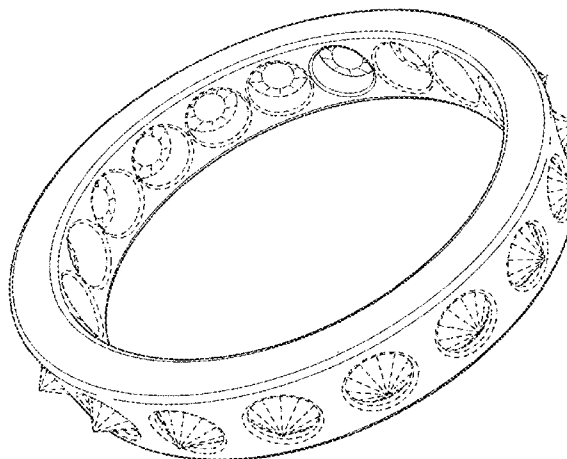
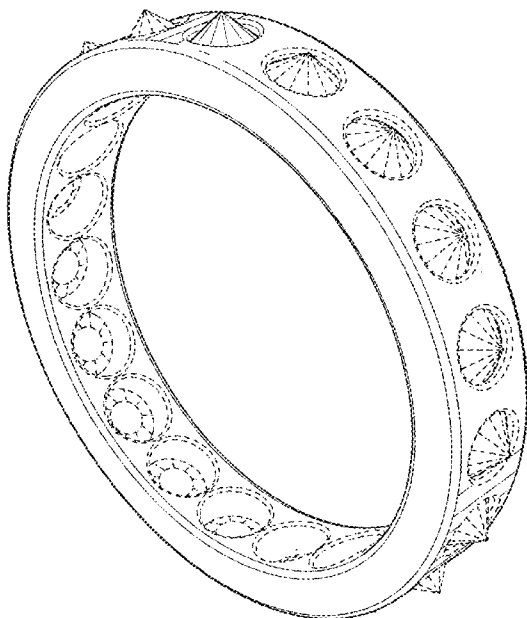




FIG. 1

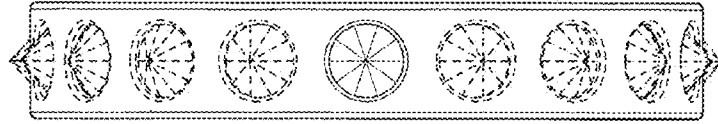


FIG. 2

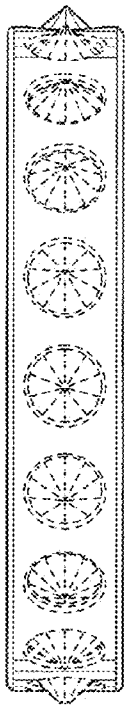


FIG. 3

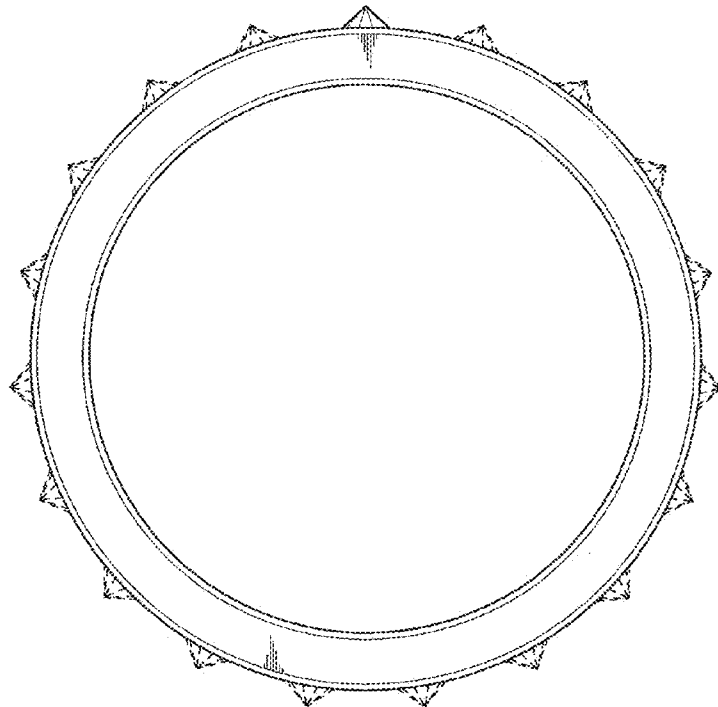


FIG. 4

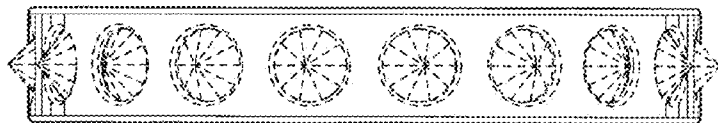


FIG. 5

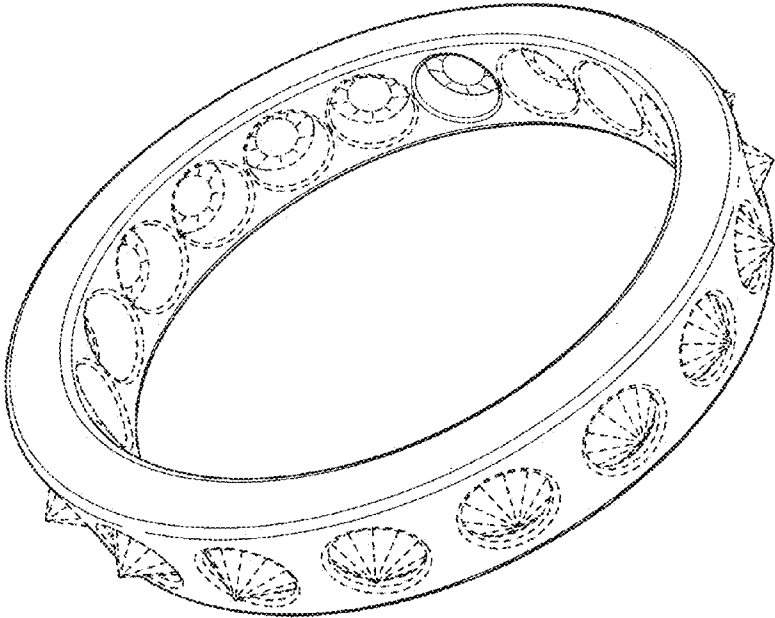


FIG. 6