



US00D847375S

(12) **United States Design Patent**
Trudell

(10) **Patent No.:** **US D847,375 S**

(45) **Date of Patent:** **** Apr. 30, 2019**

(54) **INTERMODAL MOBILE STORAGE CONTAINER**

(71) Applicant: **INTERMOBILE CONTAINER LLC**,
Las Vegas, NV (US)

(72) Inventor: **James Trudell**, Henderson, NV (US)

(73) Assignee: **INTERMOBILE CONTAINER LLC**,
Las Vegas, NV (US)

(**) Term: **15 Years**

(21) Appl. No.: **29/623,910**

(22) Filed: **Oct. 27, 2017**

(51) **LOC (11) Cl.** **25-03**

(52) **U.S. Cl.**
USPC **D25/14**; D12/41; D12/96; D34/28

(58) **Field of Classification Search**
USPC D25/1, 3, 4, 5, 14-16, 31-33; D12/41,
D12/102, 95-97; D34/28; D23/202
CPC B65D 88/30; B65D 88/54; B65D 88/121;
B65D 88/128
See application file for complete search history.

(56) **References Cited**

U.S. PATENT DOCUMENTS

6,382,446	B1 *	5/2002	Hinkle	B65D 88/128 220/1.5
6,401,983	B1 *	6/2002	McDonald	B65D 88/128 220/1.5
7,104,425	B2 *	9/2006	Le Roy	B65D 88/128 220/1.5
D639,448	S *	6/2011	Grainger	D25/1
D731,076	S *	6/2015	Carter	D25/14
D771,275	S *	11/2016	Yarter	D12/41

RE46,613	E *	11/2017	Oren	D23/202
2007/0210080	A1 *	9/2007	Hooper	B65D 88/121 220/1.5
2008/0223878	A1 *	9/2008	LeRoy	B65D 88/128 222/185.1
2008/0226434	A1 *	9/2008	Smith	B65D 88/128 414/332
2014/0083554	A1 *	3/2014	Harris	B65D 88/30 141/1
2015/0291348	A1 *	10/2015	Lopez	B65D 88/30 220/1.5
2015/0368052	A1 *	12/2015	Sheesley	B65D 88/129 414/414

* cited by examiner

Primary Examiner — Brett Miller

(74) *Attorney, Agent, or Firm* — Dennis D. Brown;
Brown Patent Law, P.L.L.C.

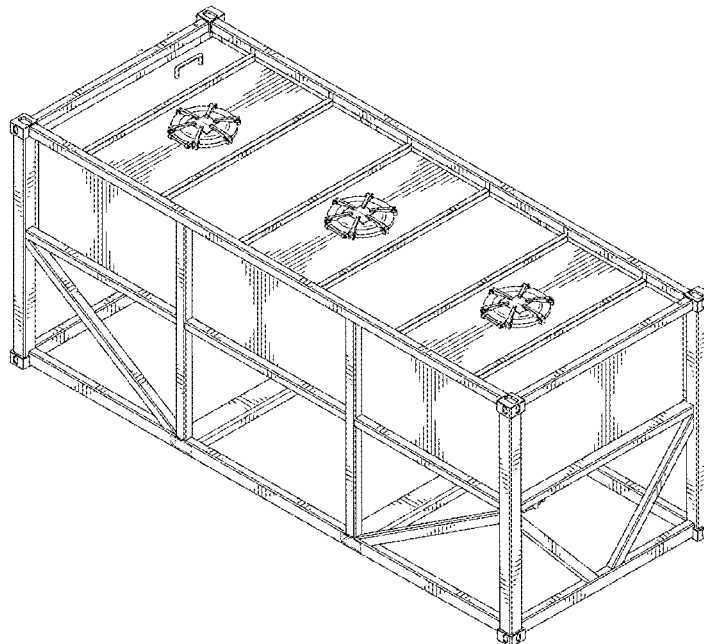
(57) **CLAIM**

The ornamental design for an intermodal mobile storage container, as shown and described.

DESCRIPTION

FIG. 1 is a front perspective view of an intermodal mobile storage container illustrating my new design.
FIG. 2 is a front elevational view thereof.
FIG. 3 is a rear elevational view thereof.
FIG. 4 is a right side elevational view thereof.
FIG. 5 is a left side elevational view thereof.
FIG. 6 is a top plan view thereof.
FIG. 7 is a bottom view thereof; and,
FIG. 8 is a rear perspective view of an intermodal mobile storage container illustrating my new design.
The broken lines shown in the drawings represent unclaimed portions of the design and form no part thereof.

1 Claim, 7 Drawing Sheets



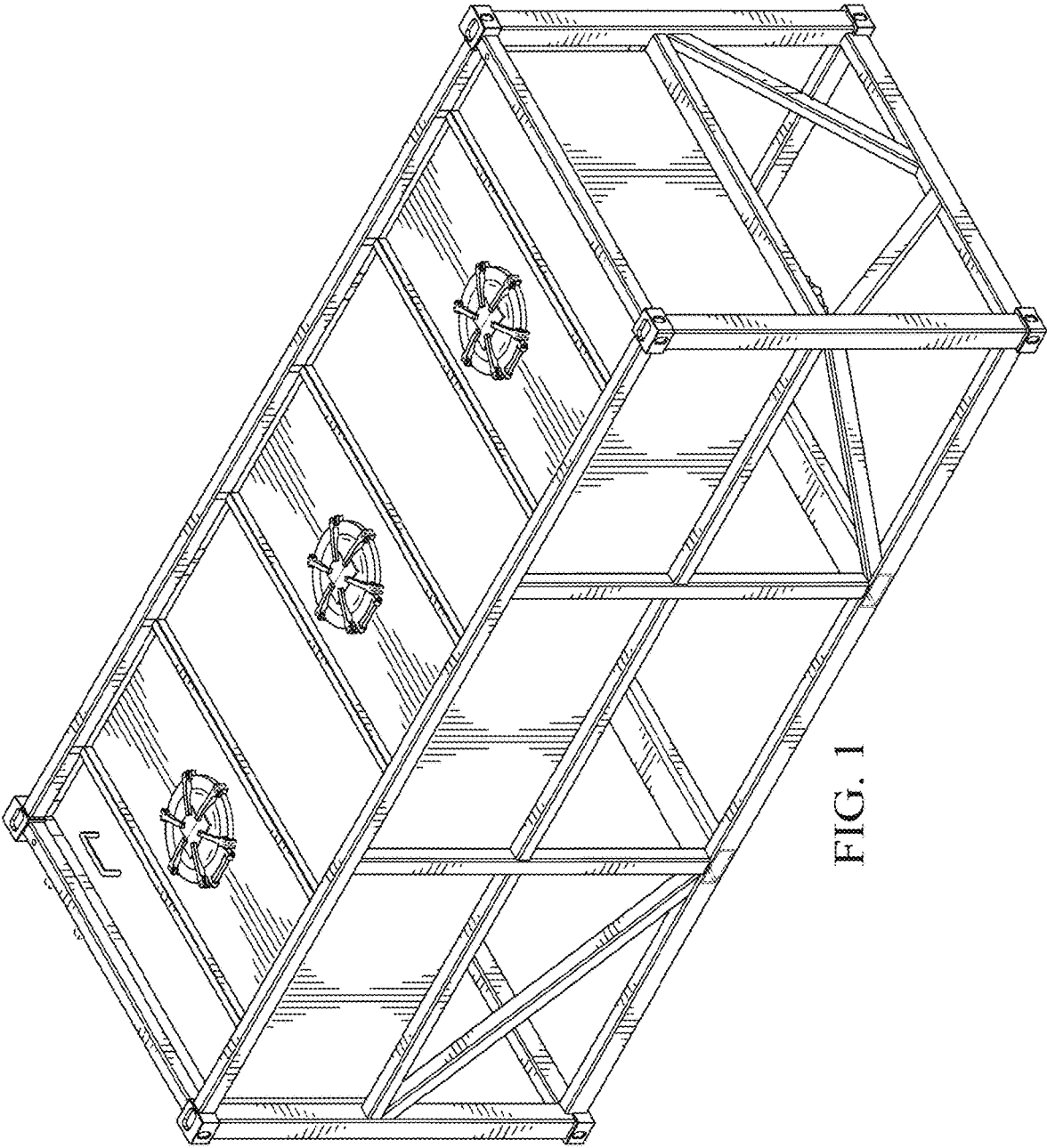


FIG. 1

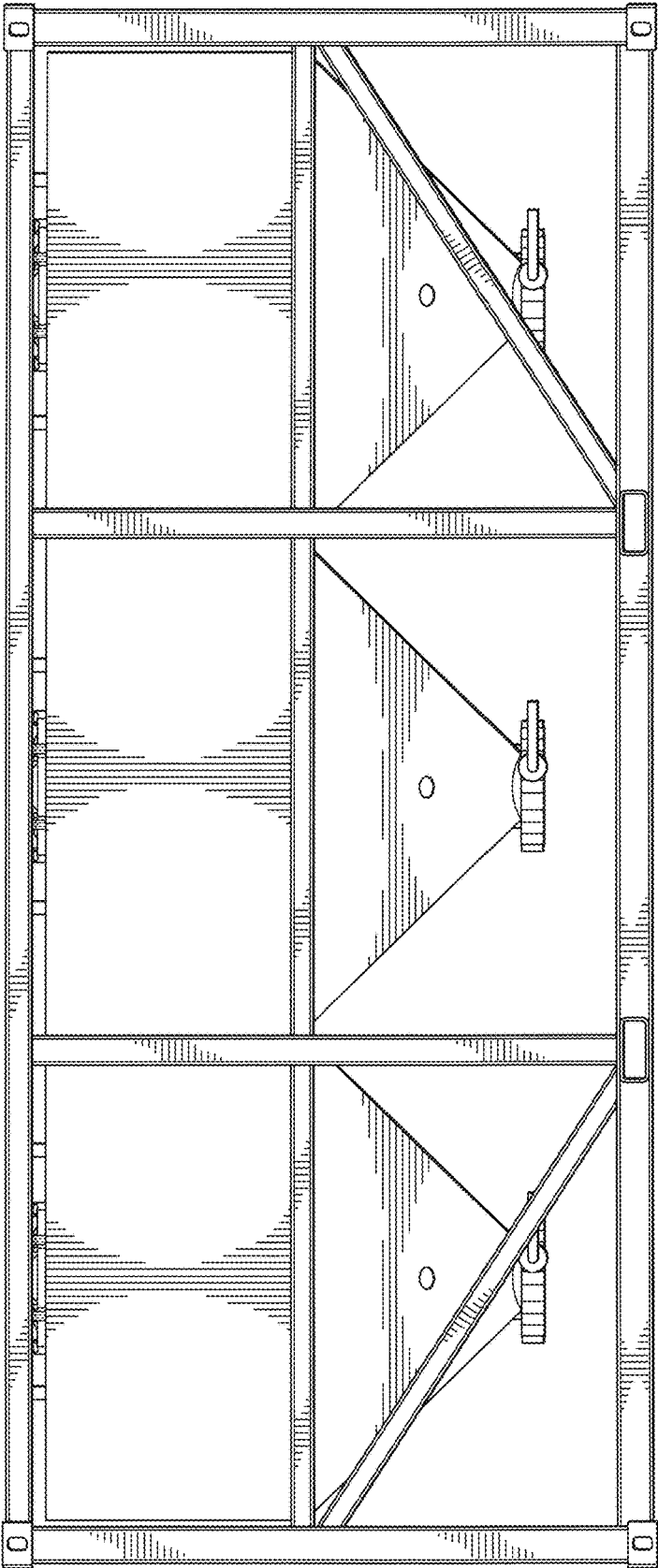


FIG. 2

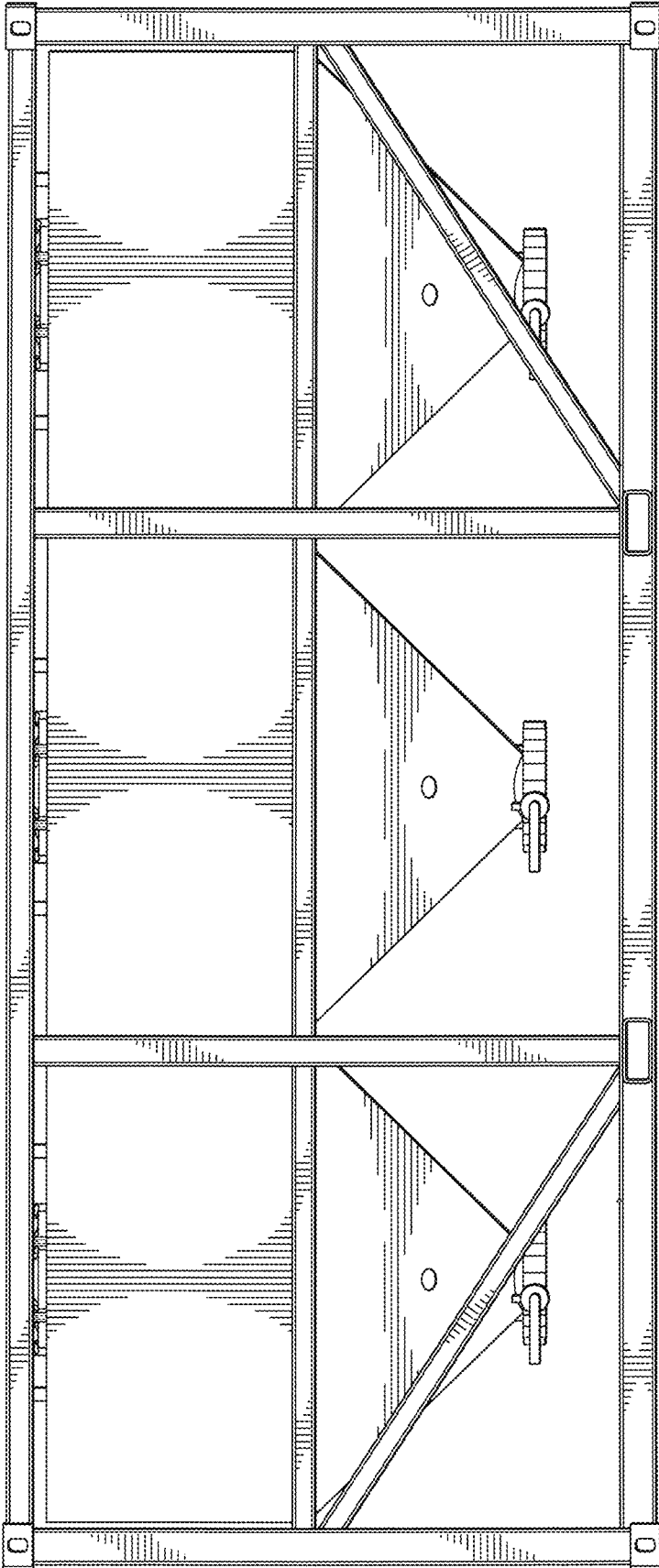


FIG. 3

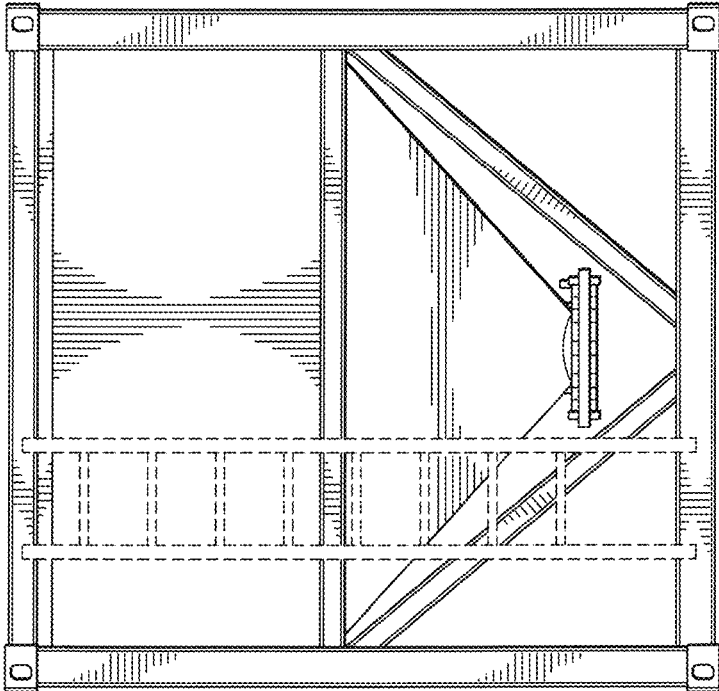


FIG. 5

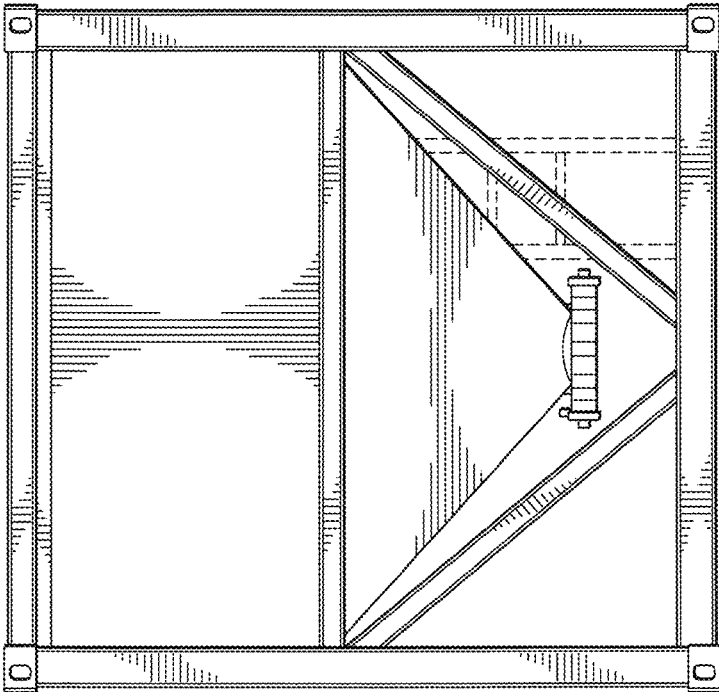


FIG. 4

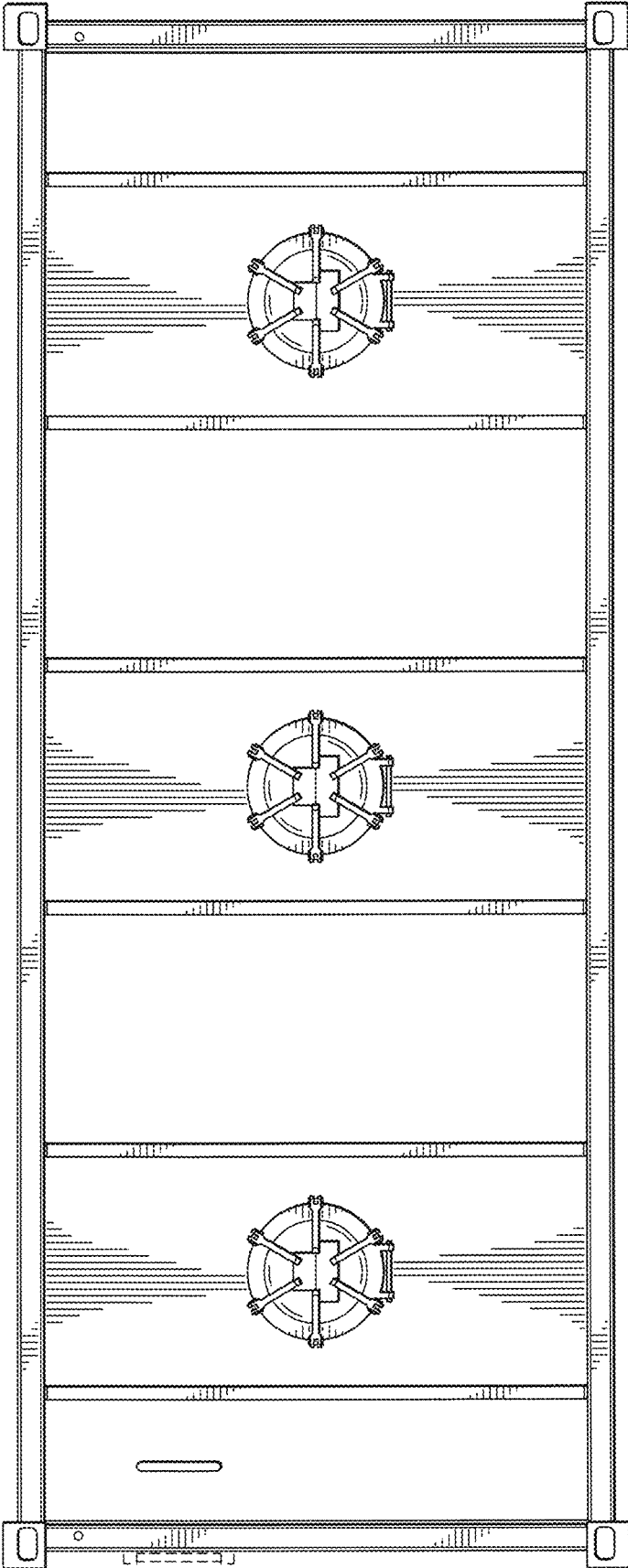


FIG. 6

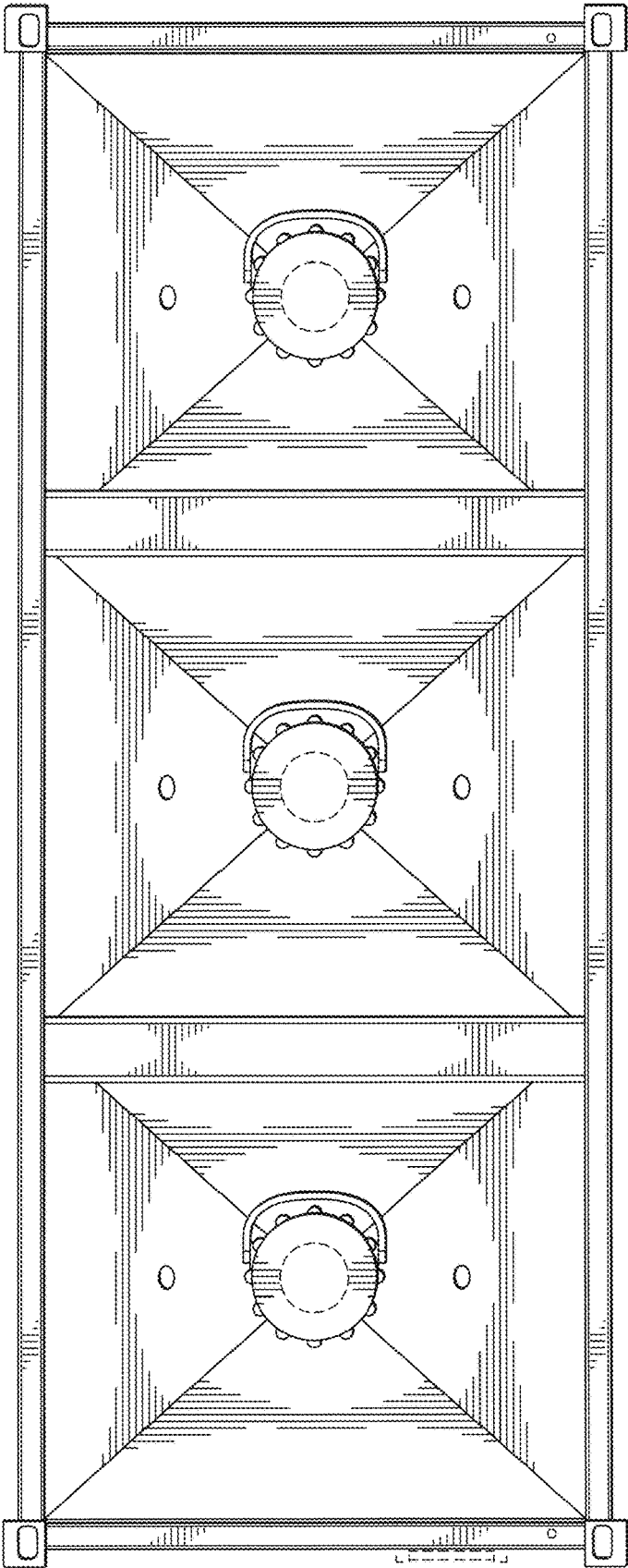


FIG. 7

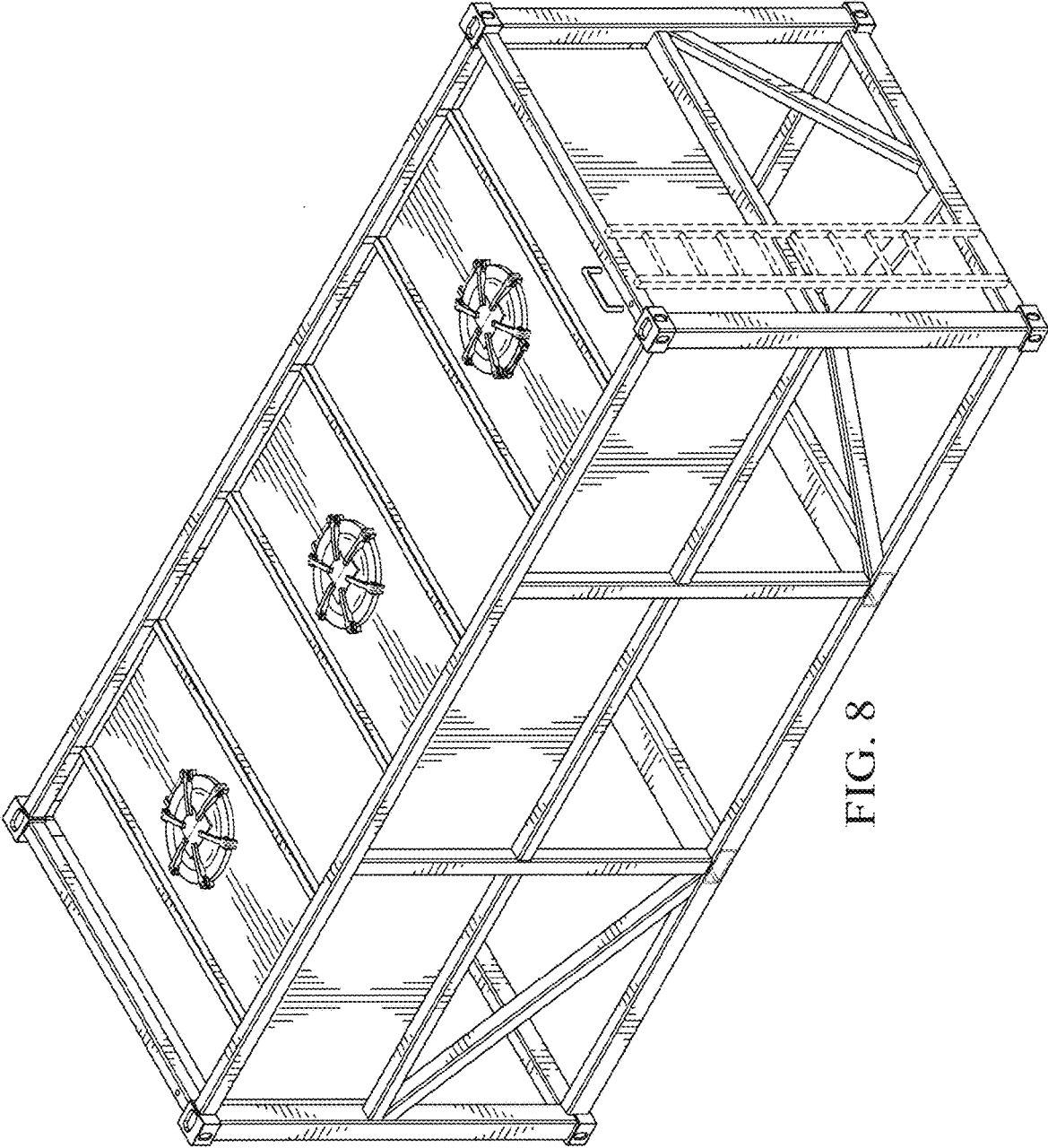


FIG. 8