



US00D802310S

(12) **United States Design Patent**
Rockwell et al.

(10) **Patent No.:** **US D802,310 S**

(45) **Date of Patent:** **** Nov. 14, 2017**

(54) **CHAIR**

(71) Applicant: **Knoll, Inc.**, East Greenville, PA (US)

(72) Inventors: **David Rockwell**, New York, NY (US);
Barry Richards, New York, NY (US)

(73) Assignee: **Knoll, Inc.**, East Greenville, PA (US)

(**) Term: **15 Years**

(21) Appl. No.: **29/564,332**

(22) Filed: **May 12, 2016**

(51) **LOC (10) Cl.** **06-01**

(52) **U.S. Cl.**
USPC **D6/334**

(58) **Field of Classification Search**
USPC D6/334, 349-350, 364-368, 374, 375,
D6/379, 380, 403, 405, 406.6, 654-654.1,
D6/678-678.2, 682.1-682.6, 684-686,
D6/691, 691.8-691.9, 698, 699, 705,
D6/705.5, 707.19, 708, 708.21, 716;
297/239, 284.4, 440.22, 452.18, 452.24,
297/452.26, 452.28, 452.32-33, 452.37
CPC A47C 7/02; A47C 7/44; A47C 7/46; A47C
7/48; A47C 7/54; A47C 7/386; A47C
7/462; A47C 1/10; A47C 1/031; B60N
2/02; B60N 2/22; B60N 2/44
See application file for complete search history.

(56) **References Cited**

U.S. PATENT DOCUMENTS

D327,583 S *	7/1992	Dettinger	D6/334
D336,165 S *	6/1993	Tihany	D6/334
D392,470 S *	3/1998	Smith	D6/334
D508,786 S *	8/2005	Natuzzi	D6/364
D509,370 S *	9/2005	Natuzzi	D6/334
D530,527 S *	10/2006	Jourdan	D6/334
D549,471 S *	8/2007	Bauchet	D6/344

D614,881 S	5/2010	D'Urso	
D615,308 S *	5/2010	Serra Sola	D6/334
D626,350 S *	11/2010	Chang	D6/369
D643,224 S *	8/2011	Sofield	D6/334
D672,572 S *	12/2012	Carmon	D6/375
D689,290 S *	9/2013	Chen	D6/334
D720,149 S *	12/2014	Armani	D6/369
D724,854 S *	3/2015	Lee	D6/334
D724,857 S *	3/2015	Lee	D6/371
D754,983 S *	5/2016	George, II	D6/371
D764,202 S *	8/2016	Kirar	D6/364
D785,355 S *	5/2017	George, II	D6/371
D789,101 S *	6/2017	Morrison	D6/334

OTHER PUBLICATIONS

This Next [online] on Aug. 1, 2017 from URL http://www.thisnext.com/item/4EDB78A4/AB6E0E62/round-back-club-chair.*

* cited by examiner

Primary Examiner — Manpreet Matharu
Assistant Examiner — Keith Wilson
(74) *Attorney, Agent, or Firm* — Buchanan Ingersoll & Rooney PC

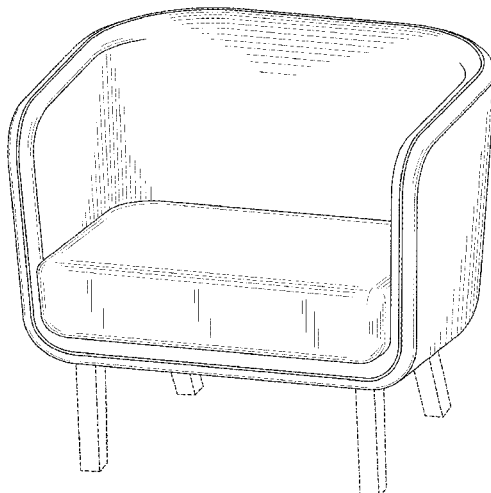
(57) **CLAIM**

The ornamental design for a chair, as shown and described.

DESCRIPTION

FIG. 1 is a perspective view of a chair showing our new design;
FIG. 2 is a front elevational view thereof;
FIG. 3 is a rear elevational view thereof;
FIG. 4 is a top plan view thereof;
FIG. 5 is a bottom plan view thereof;
FIG. 6 is a left side elevational view thereof; and,
FIG. 7 is a right side elevational view thereof.
The broken lines shown in the drawing Figures form no part of the claimed design.

1 Claim, 4 Drawing Sheets



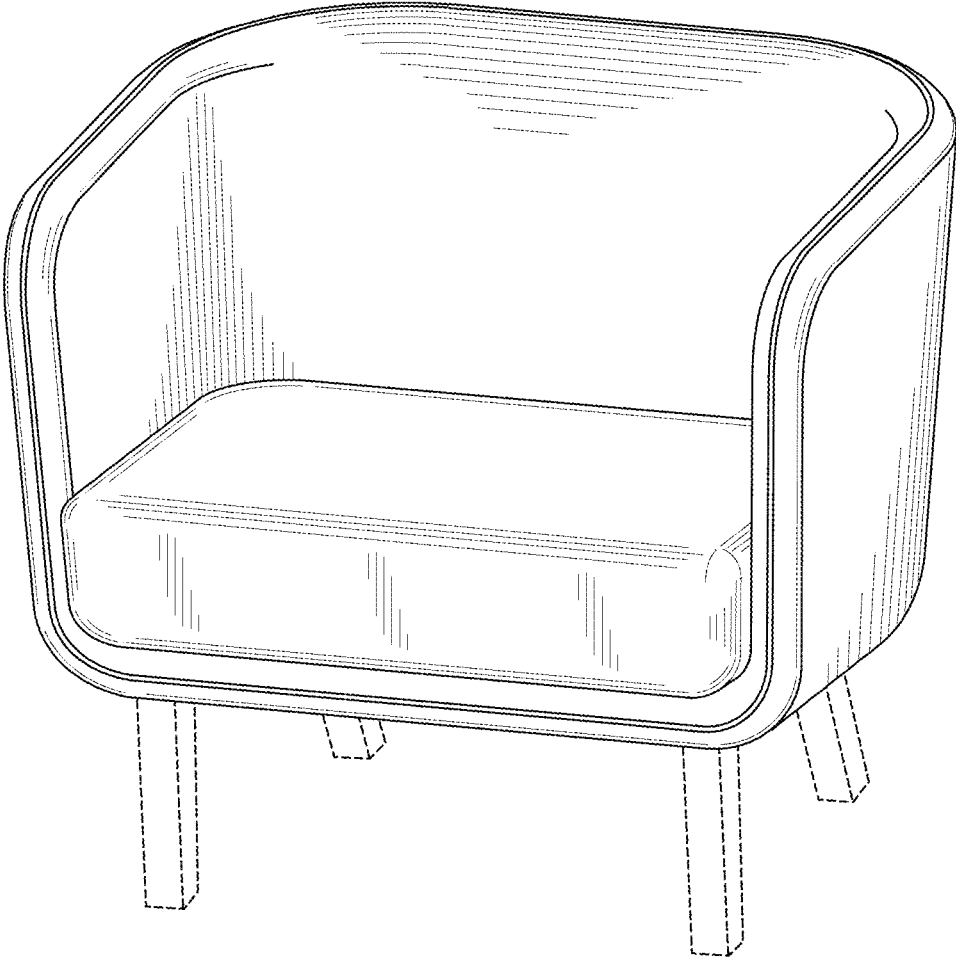


FIG. 1

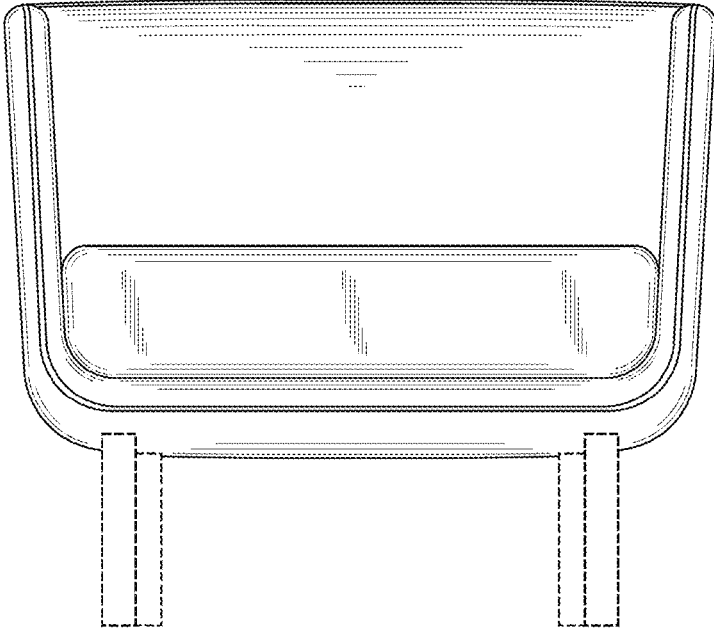


FIG. 2

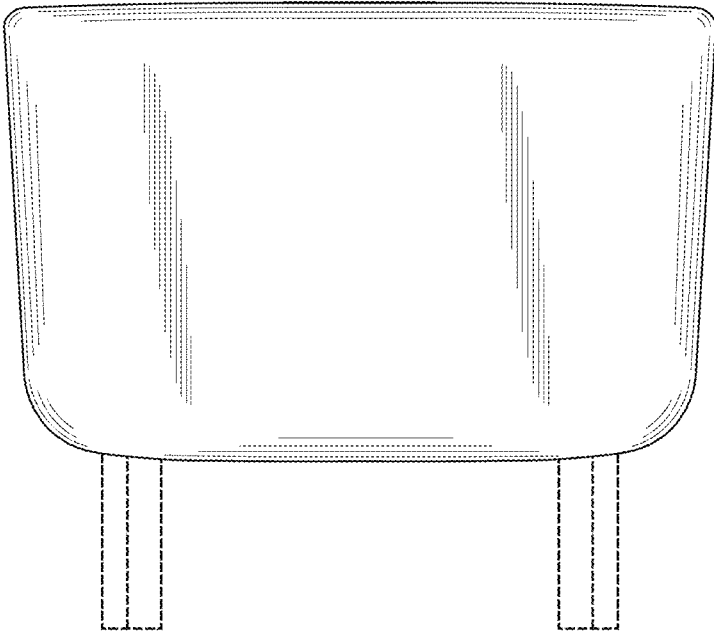


FIG. 3

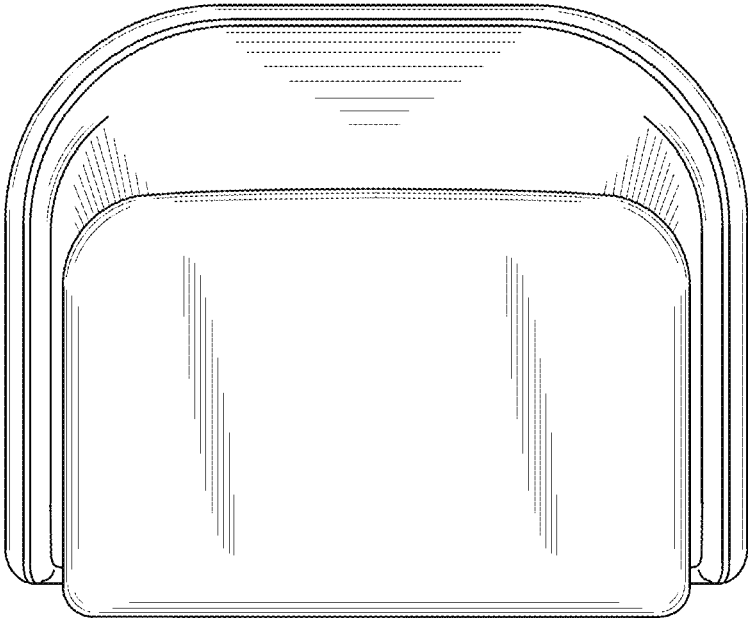


FIG. 4

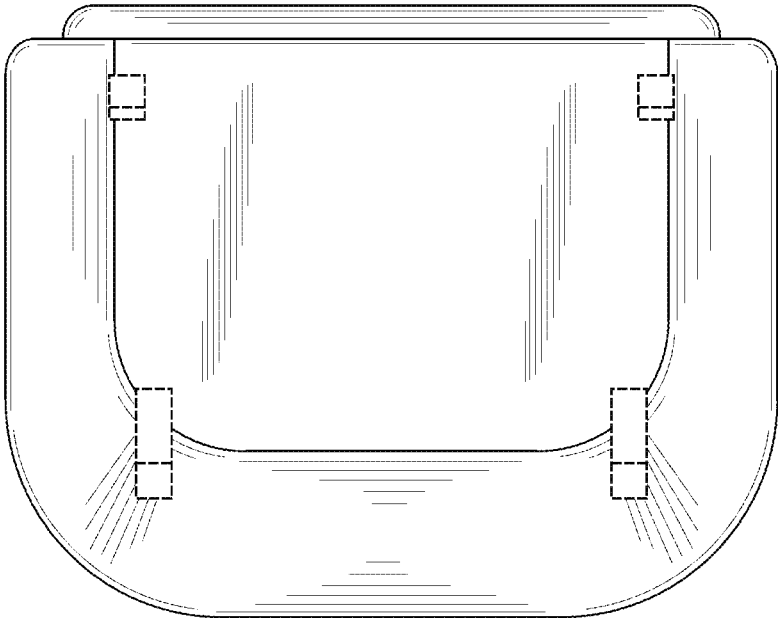


FIG. 5

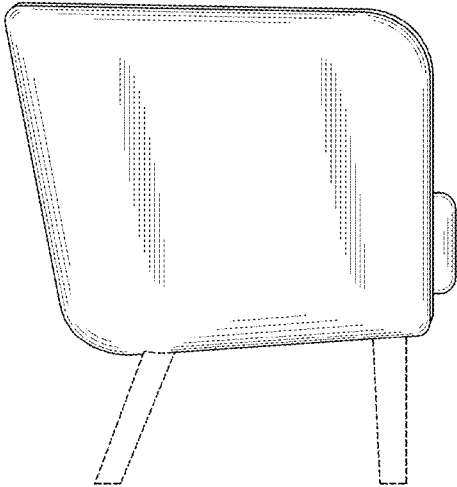


FIG. 6

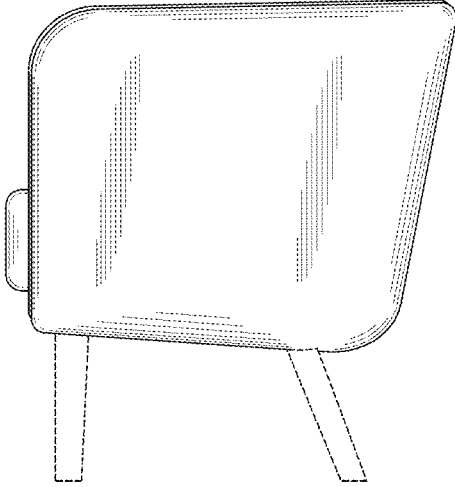


FIG. 7