



US00D348239S

United States Patent [19]

[11] Patent Number: **Des. 348,239**

Baus et al.

[45] Date of Patent: **** Jun. 28, 1994**

[54] TIRE TREAD

[75] Inventors: **Andre E. J. Baus**, Bettembourg;
Ronald Els, Cruchten, both of
Luxembourg

[73] Assignee: **The Goodyear Tire & Rubber
Company**, Akron, Ohio

[*] Notice: The portion of the term of this patent
subsequent to Mar. 15, 2008 has been
disclaimed.

[**] Term: **14 Years**

[21] Appl. No.: **936,545**

[22] Filed: **Aug. 31, 1992**

[52] U.S. Cl. **D12/143**

[58] Field of Search 152/209 R, 209 D;
D12/141-143

[56] References Cited

U.S. PATENT DOCUMENTS

D. 211,923	8/1968	Bartlett	D12/141
D. 231,978	7/1974	Neale	D12/141
D. 236,453	8/1975	Young	D12/143
D. 244,128	4/1977	Hinkel et al.	D12/143
D. 284,275	6/1986	Candiliotis	D12/142

OTHER PUBLICATIONS

Modern Tire Dealer, Dec. 1972, p. 13, Michelin Tire,
top of page.

Michelin "X" Tires brochure, front cover, Michelin X
Tire.

1991 Tread Design Guide, p. 123, Michelin XCA (75
Series) (P) Tire, third row down from top, right side of
page.

Primary Examiner—James M. Gandy

Attorney, Agent, or Firm—T. P. Lewandowski

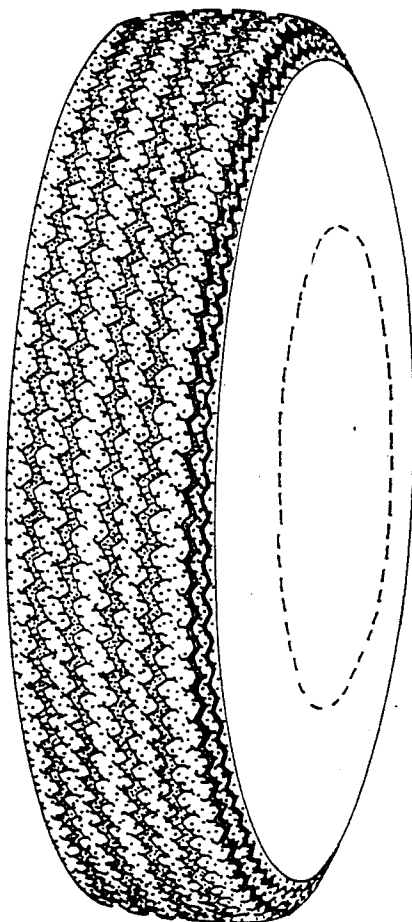
[57] CLAIM

The ornamental design for a tire tread, as shown and
described.

DESCRIPTION

FIG. 1 is a perspective view of a tire tread showing our
new design, it being understood that the pattern is re-
peated throughout the circumference thereof;
FIG. 2 is a front elevational view thereof; and,
FIG. 3 is a side elevational view thereof on a reduced
scale.

The broken line showing of the tire sidewall in FIGS. 1
and 3 of the drawing is for illustrative purposes only and
forms no part of the claimed design.



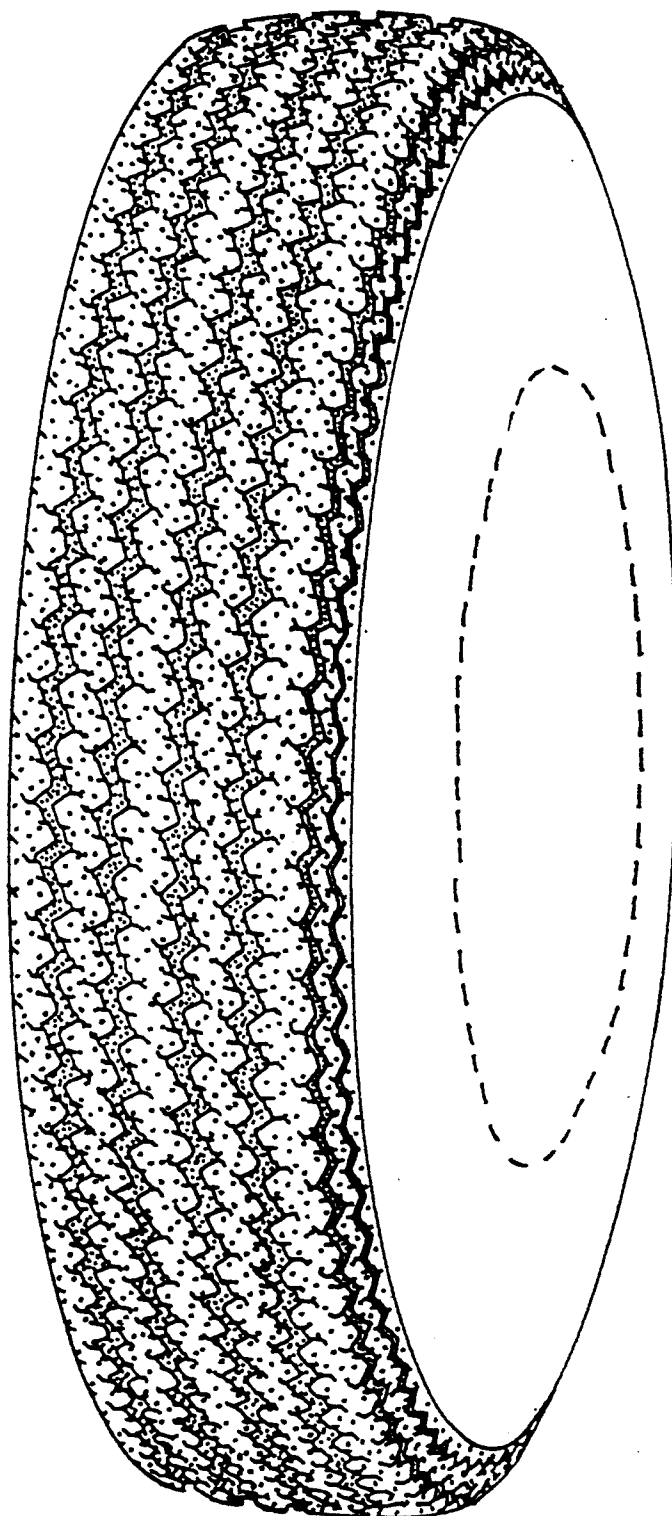


FIG. 1




FIG. 2

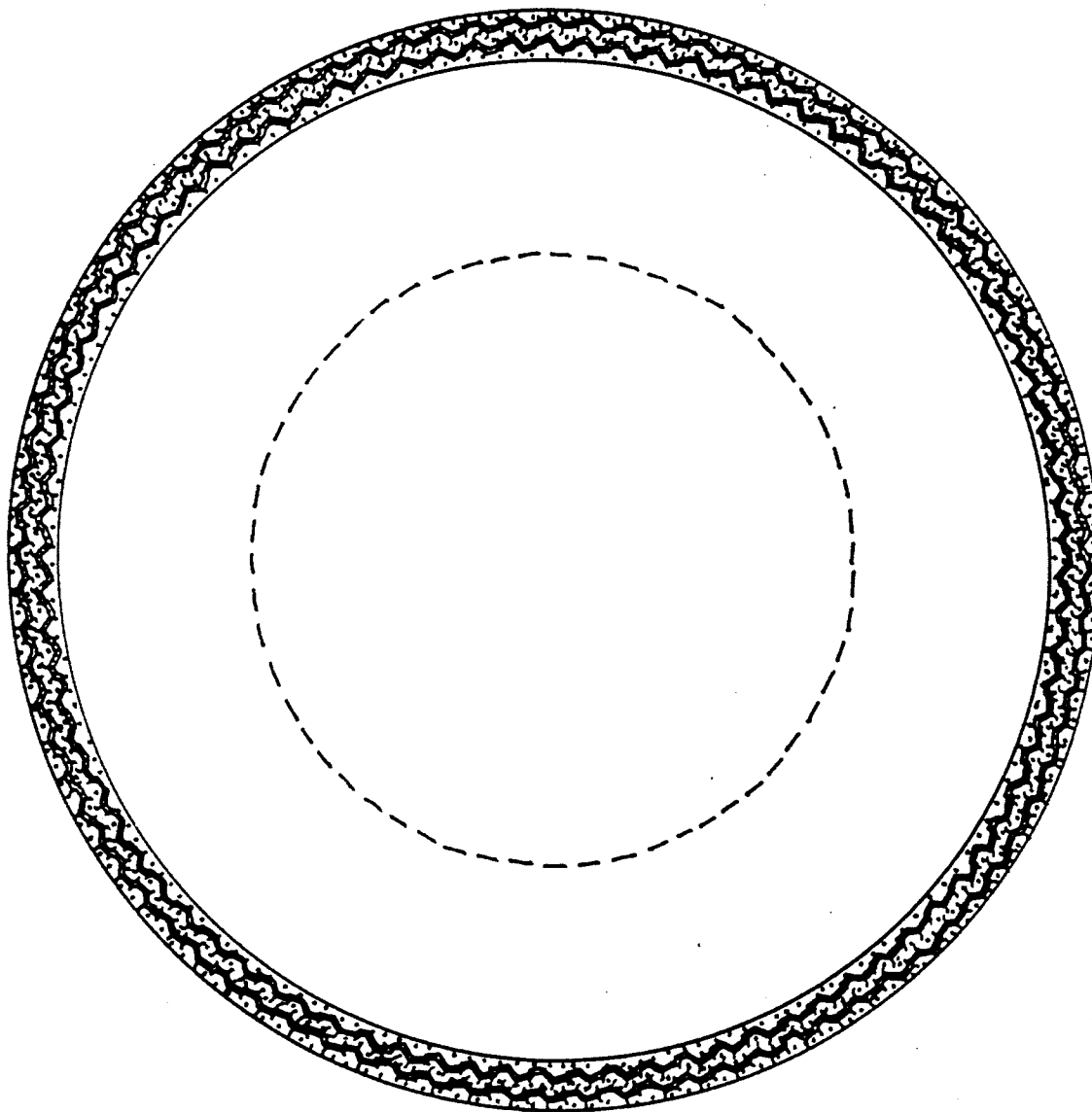


FIG. 3