

[54] **APPLICATOR FOR ANTIPERSPIRANT**

[75] Inventor: Robert C. Johnson, Okeana, Ohio

[73] Assignee: The Procter & Gamble Company,  
Cincinnati, Ohio

[\*\*] Term: 14 Years

[21] Appl. No.: 108,866

[22] Filed: Oct. 15, 1987

[52] U.S. Cl. .... D9/434

[58] Field of Search ..... D9/434, 447, 366, 435,  
D9/447, 449, 450, 359, 338; 222/189, 457.5,  
565; D28/7, 8

[56] **References Cited**

**U.S. PATENT DOCUMENTS**

|            |        |                          |         |
|------------|--------|--------------------------|---------|
| D. 195,150 | 4/1963 | Lambertville et al. .... | D9/447  |
| D. 208,145 | 9/1878 | Bell .....               | 222/565 |
| D. 280,298 | 8/1985 | Hafer et al. ....        | D9/434  |
| 3,325,066  | 6/1967 | Allen .....              | 222/565 |

Primary Examiner—Bernard Ansher

Assistant Examiner—David Jeo

Attorney, Agent, or Firm—R. C. Witte; T. H.  
O'Flaherty; J. V. Gorman

[57] **CLAIM**

The ornamental design for an applicator for antiperspirant, as shown and described.

**DESCRIPTION**

FIG. 1 is a top plan view of an applicator for antiperspirant showing my new design;

FIG. 2 is a front elevational view thereof, the rear elevational view being a mirror image;

FIG. 3 is a right side elevational view thereof, the left side elevational view being a mirror image;

FIG. 4 is a bottom plan view thereof;

FIG. 5 is a top plan view of a second embodiment of an applicator for antiperspirant;

FIG. 6 is a front elevational view thereof, the rear elevational view being a mirror image;

FIG. 7 is a right side elevational view thereof, the left side elevational view being a mirror image; and

FIG. 8 is a bottom plan view thereof.

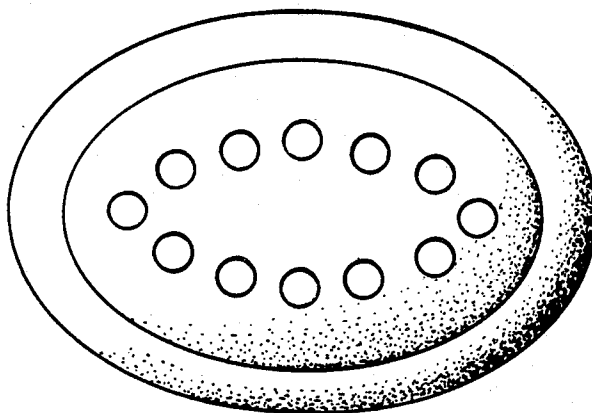


Fig. 1

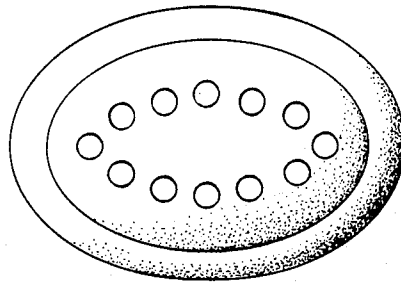


Fig. 2

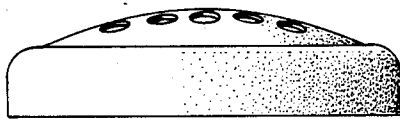


Fig. 3

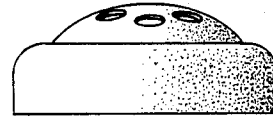


Fig. 4

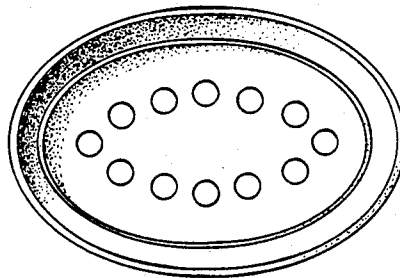


Fig. 5

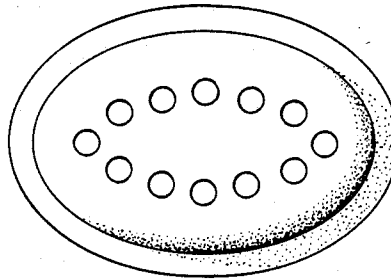


Fig. 6

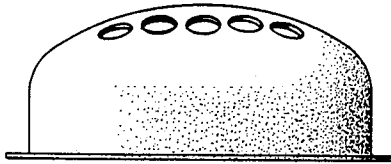


Fig. 7

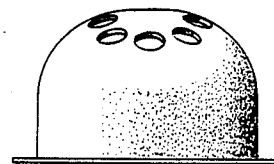


Fig. 8

