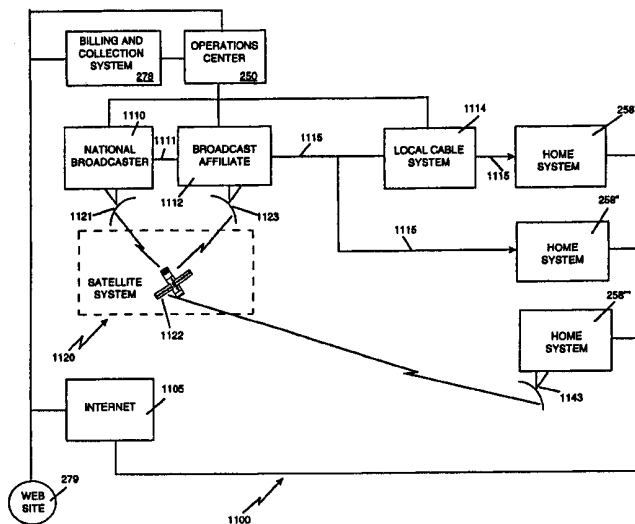




INTERNATIONAL APPLICATION PUBLISHED UNDER THE PATENT COOPERATION TREATY (PCT)

<p>(51) International Patent Classification ⁷ : G06F 17/60</p>	<p>A2</p>	<p>(11) International Publication Number: WO 00/62228 (43) International Publication Date: 19 October 2000 (19.10.00)</p>
<p>(21) International Application Number: PCT/US00/09541 (22) International Filing Date: 11 April 2000 (11.04.00) (30) Priority Data: 09/289,957 13 April 1999 (13.04.99) US (71) Applicant: DISCOVERY COMMUNICATIONS, INC. [US/US]; 7700 Wisconsin Avenue, Bethesda, MD 20814-3522 (US). (72) Inventors: HENDRICKS, John, S.; 8723 Persimmon Tree Road, Potomac, MD 20854 (US). ASMUSSEN, Michael, L.; 2627 Meadow Hall Drive, Herndon, VA 20171 (US). MCCOSKEY, John, S.; 4692 N. Lariat Drive, Castle Rock, CO 80104 (US). (74) Agents: HARROP, John, K. et al.; Dorsey & Whitney LLP, Suite 300 South, 1001 Pennsylvania Avenue, N.W., Washington, DC 20004 (US).</p>		<p>(81) Designated States: AE, AL, AM, AT, AU, AZ, BA, BB, BG, BR, BY, CA, CH, CN, CR, CU, CZ, DE, DK, DM, EE, ES, FI, GB, GD, GE, GH, GM, HR, HU, ID, IL, IN, IS, JP, KE, KG, KP, KR, KZ, LC, LK, LR, LS, LT, LU, LV, MA, MD, MG, MK, MN, MW, MX, NO, NZ, PL, PT, RO, RU, SD, SE, SG, SI, SK, SL, TJ, TM, TR, TT, TZ, UA, UG, UZ, VN, YU, ZA, ZW, ARIPO patent (GH, GM, KE, LS, MW, SD, SL, SZ, TZ, UG, ZW), Eurasian patent (AM, AZ, BY, KG, KZ, MD, RU, TJ, TM), European patent (AT, BE, CH, CY, DE, DK, ES, FI, FR, GB, GR, IE, IT, LU, MC, NL, PT, SE), OAPI patent (BF, BJ, CF, CG, CI, CM, GA, GN, GW, ML, MR, NE, SN, TD, TG).</p> <p>Published <i>Without international search report and to be republished upon receipt of that report.</i></p>

(54) Title: ELECTRONIC BOOK ALTERNATIVE DELIVERY SYSTEMS



(57) Abstract

The invention, an electronic book selection and delivery system (200), distributes text to subscribers (258). The system contains an operations center (250), a video distribution system (208) or a variety of alternative distribution systems, a home subsystem (258), and a billing and collection system. The operations center (250) and/or distribution points (1020) perform the functions of manipulation of text data, security and coding of text, cataloging of books, message center, and uplink functions. The home subsystem (258) connects to a video distribution system (208) or variety of alternative distribution systems, generates menus and stores text, and transacts through communicating mechanisms (611, 613, 617). A portable book-shaped viewing device (266) is used for viewing the text. The billing system (278) performs the transaction, management, authorization, collection and payments utilizing the telephone system (274) or a variety of alternative communication systems.

FOR THE PURPOSES OF INFORMATION ONLY

Codes used to identify States party to the PCT on the front pages of pamphlets publishing international applications under the PCT.

AL	Albania	ES	Spain	LS	Lesotho	SI	Slovenia
AM	Armenia	FI	Finland	LT	Lithuania	SK	Slovakia
AT	Austria	FR	France	LU	Luxembourg	SN	Senegal
AU	Australia	GA	Gabon	LV	Latvia	SZ	Swaziland
AZ	Azerbaijan	GB	United Kingdom	MC	Monaco	TD	Chad
BA	Bosnia and Herzegovina	GE	Georgia	MD	Republic of Moldova	TG	Togo
BB	Barbados	GH	Ghana	MG	Madagascar	TJ	Tajikistan
BE	Belgium	GN	Guinea	MK	The former Yugoslav Republic of Macedonia	TM	Turkmenistan
BF	Burkina Faso	GR	Greece			TR	Turkey
BG	Bulgaria	HU	Hungary	ML	Mali	TT	Trinidad and Tobago
BJ	Benin	IE	Ireland	MN	Mongolia	UA	Ukraine
BR	Brazil	IL	Israel	MR	Mauritania	UG	Uganda
BY	Belarus	IS	Iceland	MW	Malawi	US	United States of America
CA	Canada	IT	Italy	MX	Mexico	UZ	Uzbekistan
CF	Central African Republic	JP	Japan	NE	Niger	VN	Viet Nam
CG	Congo	KE	Kenya	NL	Netherlands	YU	Yugoslavia
CH	Switzerland	KG	Kyrgyzstan	NO	Norway	ZW	Zimbabwe
CI	Côte d'Ivoire	KP	Democratic People's Republic of Korea	NZ	New Zealand		
CM	Cameroon			PL	Poland		
CN	China	KR	Republic of Korea	PT	Portugal		
CU	Cuba	KZ	Kazakstan	RO	Romania		
CZ	Czech Republic	LC	Saint Lucia	RU	Russian Federation		
DE	Germany	LI	Liechtenstein	SD	Sudan		
DK	Denmark	LK	Sri Lanka	SE	Sweden		
EE	Estonia	LR	Liberia	SG	Singapore		

ELECTRONIC BOOK ALTERNATIVE DELIVERY SYSTEMS**Related Applications**

This application is a continuation-in-part of U.S. Application Serial No. 07/991,074 entitled TELEVISION PROGRAM PACKAGING AND DELIVERY SYSTEM WITH
5 MENU DRIVEN SUBSCRIBER ACCESS, filed December 9, 1992, and U.S. Application Serial No. 08/336,247 entitled ELECTRONIC BOOK SELECTION AND DELIVERY SYSTEM, filed November 7, 1994, and U.S. Application Serial No. 08/160,194 and PCT/US93/11606 entitled ADVANCED SET-TOP TERMINAL FOR CABLE TELEVISION DELIVERY SYSTEMS, filed December 2, 1993, and U.S. Application Serial No.
10 08/906,469 entitled REPROGRAMMABLE TERMINAL FOR SUGGESTING PROGRAMS OFFERED ON A TELEVISION PROGRAM DELIVERY SYSTEM, filed August 5, 1997, and U.S. Application Serial No. 09/191,520 entitled DIGITAL BROADCAST PROGRAM ORDERING, filed November 13, 1998. These applications are incorporated by reference herein. Also incorporated by reference are co-pending U.S.
15 Application Serial No. 09/237,827 entitled ELECTRONIC BOOK HAVING LIBRARY CATALOG MENU AND SEARCHING FEATURES, filed January 27, 1999, U.S. Application Serial No. 09/237,828 entitled ELECTRONIC BOOK ELECTRONIC LINKS, filed January 27, 1999, and U.S. Application Serial No. 09/289,957, entitled ELECTRONIC BOOK ALTERNATIVE DELIVERY METHODS, filed on April 13, 1999.

20 Background Art

Sparked by the concept of an information superhighway, a revolution will take place in the distribution of books. Not since the introduction of Gutenberg's movable typeset printing has the world stood on the brink of such a revolution in the distribution of text material. The definition of the word "book" will change drastically in the near future. Due to reasons such
25 as security, convenience, cost, and other technical problems, book and magazine publishers are currently only able to distribute their products in paper form. This invention solves the problems encountered by publishers.

Technical Field And Brief Summary Of Invention

The electronic book selection and delivery system is a new way to distribute books to bookstores, public libraries, schools and consumers. The technological breakthroughs of this invention provide a secure electronic system for both delivering selected books and receiving
5 payments. The system has an unusual combination of features that provides the consumer with a daily use household appliance that has a high tech aura while being very practical, portable, and easy to use.

An advantage of the system is that it eliminates the distribution of any physical object such as a paper book or computer memory device from any book or text distribution system.
10 The purchase of a book becomes a PAY-PER-READ™ event avoiding the overhead, “middle-men,” printing costs, and time delay associated with the current book distribution system. Published material and text such as the President’s speech, a new law, a court decision on abortion, or O.J. Simpson’s testimony can be made immediately available to the consumer at a nominal fee. Alternatively, books may be made available free to the end use consumer,
15 subsidized by advertisers who sponsor books or embed advertising within the books.

The system is a novel combination of new technology involving the television, cable, telephone, and computer industries. It utilizes high bandwidth data transmissions, strong security measures, sophisticated digital switching, high resolution visual displays, novel controls, and user friendly interface software.

20 The primary components of the text delivery system are the subsystem for preparing the text for delivery and the subsystem for receiving and selecting text that was delivered. An embodiment of the system includes additional components and optional features that enhance the system. The system may be configured for use by bookstores, public libraries, schools and consumers. In one embodiment, the system for consumer use is made up of four subsystems,
25 namely: (1) an operations center, (2) a distribution system, (3) a home subsystem including reception, selection, viewing, transacting and transmission capabilities, and (4) a billing and

collection system. Alternative configurations of the system are defined to allow for a variety of traditional and non-traditional delivery methods.

The operations center performs several primary functions: manipulating text data (including receiving, formatting and storing of text data), security encoding of text, cataloging
5 of books, providing a messaging center capability, and performing uplink functions. In one embodiment, the system delivers the text from the operations center to consumer homes by inserting text data within analog video signals. The insertion of text is generally performed with an encoder at an uplink site that is within or near the operations center. The system can use several lines of the Vertical Blanking Interval (VBI), all the lines of the analog video signal, a
10 digital video signal or unused portions of bandwidth to transmit text data. Using the VBI delivery method, the top ten or twenty book titles may be transmitted with video during normal programming utilizing existing cable or broadcast transmission capability without disruption to the subscriber's video reception. Using the entire video signal, thousands of books may be transmitted within just one hour of air time. Nearly any analog or digital video or data
15 distribution system may be used to deliver the text data. The text data may also be transmitted over other low and high speed signal paths including a telephone network (e.g., a public switched telephone network) having a high speed connection such as an asynchronous digital subscriber line (ADSL) connection and the Internet, for example.

The home subsystem performs at least four functions: connecting to the distribution
20 system, selecting text, storing text, and transacting through a communicating mechanism. The components of the home subsystem may be configured in a variety of hardware configurations. Each function may be performed by a separate component, the components may be integrated, or the capability of existing cable set top converter boxes, computers, and televisions may be utilized. A connector, library unit and viewer unit may be used. In one embodiment, the
25 connector portion of the home subsystem receives an analog video signal and strips or extracts the text from the video. The home library stores the text signal, provides a user friendly software interface to the system and processes the transactions at the consumer home. The

viewer provides a screen for viewing text or menus and novel user friendly controls. Alternative embodiments are presented that support delivery of text using a variety of communication mechanisms.

The viewing device may be a portable book shaped viewer which stores one or more books for viewing and provides a screen for interacting with the home library unit. A high resolution LCD display is used to both read the books and to interact with the home library software. In one embodiment, an optional phone connector or return-path cable connection initiates the telephone calls and, with the aid of the library, transmits the necessary data to complete the ordering and billing portion of the consumer transaction. Alternative embodiments are presented that support ordering and billing using a variety of communication mechanisms. The user friendly controls include a bookmark, current book and page turn button. The billing and collection system performs transaction management, authorizations, collections and publisher payments automatically.

A system similar to the system for consumer use may be used in bookstores, schools and public libraries.

Brief Description Of Drawings

Figure 1a is a block diagram of the primary components of an electronic book selection and delivery system.

Figure 1b is a block diagram of an electronic book selection and delivery system that uses a composite video signal.

Figure 2 is a schematic showing an overview of the electronic book selection and delivery system.

Figure 3 is a schematic of a delivery plan for the electronic book selection and delivery system.

Figure 4 is a block diagram of the operations center.

Figure 5a is a flow diagram of processing at the operations center and uplink.

Figure 5b is a block diagram of a hardware configuration for an uplink site.

Figure 6a is a block diagram of a hardware configuration for a four component home subsystem.

Figure 6b is a schematic of a two unit home subsystem.

Figure 7 is a flow diagram of processes performed by a video connector.

5 Figure 8 is a block diagram for an example of a library unit.

Figure 9 is a flow diagram of processes performed by a library unit on the received data stream.

Figure 10 is a flow diagram of processes performed by a library unit on information requests from a viewer.

10 Figure 11 is a block diagram showing the components for an example of a viewer.

Figure 12 is a flow diagram of processes performed by a viewer on an information request from a subscriber.

Figure 13 is a chart depicting a menu structure and sequencing of menus in a menu system.

15 Figure 14a is a schematic of an introductory menu.

Figure 14b is a schematic showing an example of a main menu.

Figures 14c, 14d, 14e, 14f, 14g, 14h, 14i and 14j are schematics showing examples of submenus.

20 Figure 15 is a schematic diagram of an electronic book system for a bookstore or public library.

Figure 16a and Figure 16b are schematics of hardware modifications or upgrades to a set top converter.

Figure 17 is a schematic showing a set top terminal that includes a data receiver and data transmitter.

25 Figure 18a is a schematic of a book-on-demand system.

Figure 18b is a schematic of an operations center supporting a book-on-demand system.

Figure 19 is a diagram of a digital television program environment.

Figure 20 is a flowchart of steps involved in processing text at an operations center.

Figures 21a-21g are diagrams of remote location reception options.

5 Figure 22 presents a hardware configuration of a home subsystem used to receive a program broadcast.

Figure 23 is a flowchart of processes performed by a digital television program connector.

Figure 24a – 24c are examples of order systems for use in the broadcast environment of Figure 19.

10 Figure 25 is a flowchart showing steps associated with ordering over the Internet.

Figure 26 is a diagram depicting components used for delivery of electronic books over the Internet.

Figure 27 presents embodiments for delivery of electronic books using a cable system.

15 Figure 28 presents embodiments for delivery of electronic books using a wireless broadcast system.

Figure 29 presents embodiments for delivery of electronic books using a satellite broadcast system.

Figure 30 presents embodiments for delivery of electronic books using a wired data network.

20 Figure 31 presents embodiments for delivery of electronic books using the PSTN.

Figure 32 presents embodiments for delivery of electronic books using a wireless PCS network.

Figure 33 shows a storage device that stores a portable storage medium containing an electronic book.

25 Figure 34 is a block diagram of an alternate system for requesting and delivering electronic books.

Detailed Description Of Invention

Figure 1a shows an electronic book distribution system 100 that may be used for distributing an electronic book. A content provider 110 may publish hard copy versions of books or other printed media including newspapers, magazines, and product catalogs, for example. The content provider 110 may convert printed materials to an electronic format and provide the electronic formatted materials to a distribution point, or center 120, over uplink path 115. The uplink path 115 may be a wired or a wireless path. The uplink path 115 may be a telecommunications network, for example. The uplink path 115 may be a satellite relay path or a wireless telephone path. The uplink path 115 may involve providing electronic books to the distribution center on a fixed media, such as a CD-ROM, for example.

In Figure 1a, the content provider 110 and the distribution center 120 are shown as separate components of the electronic book distribution system 100. However, the content provider 110 and the distribution center 120 may be co-located.

The distribution center 120 may convert printed matter into an electronic format. Alternately, the distribution center 120 may receive electronic files from an outside source, such as the content provider 110. The distribution center 120 may process and store electronic books.

The distribution center 120 distributes electronic books. The distribution may be, for example, over distribution path 125, distribution network 130, and distribution path 135 to an electronic book subsystem or terminal 140, which may include an electronic book viewer (not shown). The terminal may also be a television, a set top terminal, a personal computer, or similar device. An apparatus and method for distributing electronic books is disclosed in greater detail later. The distribution network 130 may be an electronic book store, an Internet web site, a wired or wireless telecommunications network, an intranet, a radio program delivery system, a television program delivery system, including cable television, satellite television broadcast, and over-the-air broadcast, for example. The electronic book distribution

network 130 could include direct delivery through a mail delivery system of electronic books on a fixed media, such as a CD-ROM, for example.

Figure 1b shows components of an electronic book distribution system 170 using a television program delivery system to distribute electronic books.

5 In the embodiment shown in Figure 1b, the components of the electronic book selection and delivery system 170 are an encoder 174, a video distribution system 178, a connector 182, and a text selector 186. The encoder 174 places textual data on a video signal to form a composite video signal. Although the composite signal may contain only textual data, it usually carries both video and textual data. A variety of equipment and methods may be used
10 to encode text data onto a video signal. The video distribution system 178 distributes the composite video signal from the single point of the encoder 174 to multiple locations, which have connectors 182. The connector 182 receives the digital or analog video signal from the video distribution system 178 and separates, strips or extracts the text data from the composite video signal. If necessary, the extracted text data is converted into a digital bit stream. The text
15 selector 186 works in connection with the connector 182 to select text.

Using the connector 182 and text selector 186 combination, various methods of selecting and retrieving desired text from a composite or video signal are possible. Text may be preselected, selected as received or selected after being received and stored. One method is for the connector 182 to strip or extract all the text from the video signal and have the text
20 selector 186 screen all the text as received from the connector 182. The text selector 186 only stores text in long term or permanent memory if the text passes a screening process described below.

Figure 2 shows another embodiment of an electronic book selection and delivery system 200. The delivery system 200 includes: an operations center 250 including an uplink
25 site 254, a video distribution system 208, an electronic book device, or home system 258 including a video connector 212, a library 262, a viewer 266, and a phone connector 270, telephone system 274, an Internet web site 279 and a billing and collection system 278. Also

as shown in Figure 2, the home system 258 may include connections to a television 259 and a personal computer 261 may be used to display menu screens, electronic books, electronic files, or any other information associated with the electronic book delivery system 200. In addition, the television 259 and the personal computer 261 may provide control functions that replicate and supplement those of the viewer 266.

The operations center 250 receives textual material from outside sources 282 such as publishers, newspapers, and on-line services. Alternately, the outside sources may maintain electronic books at the Internet web site 279. The outside sources 282 may convert textual and graphical material to digital format, or may contract with another vendor to provide this service. The operations center 250 may receive the textual and graphical material in various digital formats and may convert the textual material to a standard compressed format for storage. In so doing, the operations center 250 may create a pool of textual material that is available to be delivered to the home system 258. The textual material may be grouped by books or titles for easy access.

As used herein, "book" means textual or graphical information such as contained in any novels, encyclopedias, articles, magazines, newspapers, catalogues, periodicals, or manuals. The term "title" may represent the actual title assigned by an author to a book, or any other designation indicating a particular group, portion, or category of textual information. The title may refer to a series of related textual information, a grouping of textual information, or a portion of textual data. For example, "Latest Harlequin Romance", "Four Child Reading Books (Ages 10-12)", "Encyclopedia 'BRITANNICA'™", "President's Speech," "Instruction Manual," "Schedule of 4th of July Events," "Pet Handbooks," "Roe v. Wade," and "The Joy of Cooking," are suitable titles. Also, the title may be a graphical symbol or icon. Thus, a picture of a wrench may be a title for a repair book, a picture of a computer a title for a computer book, a graphical symbol of a telephone a title for a telephone book, a drawing of a dagger a title for a mystery book, a picture of a bat and ball a title for a sports book, and a picture of tickertape a title for a business book.

The operations center 250 includes the uplink site 254 for placing the text onto a telecommunications signal and sending the telecommunications signal into a distribution system. The uplink site 254 would generally include an encoder 204 (not shown in Figure 2) to encode the text onto the telecommunications signal.

5 Many analog and digital video distribution systems may be used with the electronic book delivery system 200, such as cable television distribution systems, broadcast television distribution systems, video distributed over telephone systems, direct satellite broadcast distribution systems, and other wire and wireless video distribution systems. Nearly any distribution system which can deliver a telecommunications signal, including a video signal, will
10 work with the electronic book delivery system 200. It is also possible to distribute the electronic book without using a telecommunications signal as described in the embodiments presented in Section VII below.

The home system 258 performs five functions: (1) connecting with a video distribution system; (2) selecting data; (3) storing data; (4) displaying data; and (5) handling transactions.
15 An important optional function of the home system 258 is communicating using, in one embodiment, a telephone communication system 274. The home system 258 may be made up of four parts: a video connector 212 or similar type of connector for connecting with the distribution system 208, a library 262 for storing and processing, a viewer 266 for viewing menus and text and a telephone connector 270 for connecting with a telephone communications
20 system 274. Additional embodiments are presented in Section VII that address alternative communication mechanisms.

The billing and collection system 278 may be co-located with the operations center 250 or located remote from the operations center 250. The billing and collection system 278 may be in communication with the home system 258 using telephone-type communication systems
25 (for example 274). Any of a number of communication systems as presented in Section VII, such as a cellular system or the Internet, will operate with the billing and collection system 278. The billing and collection system 278 records the electronic books or portions of text that are

selected or ordered by the subscriber. The collection system will charge a subscriber's credit account or bill the subscriber. In addition, the billing and collection system 278 may monitor that amount due to publishers or other outside sources 282 who have provided textual data or other services such as air time to enable the text delivery system 200 to operate.

5 Also shown in Figure 2 is an intranet 279'. The intranet 279' may be used as a part of a private distribution network for distributing and circulating electronic books. For example, a university library may use the intranet 279' to circulate electronic books to university students and professors.

10 Figure 3 is an expanded overview of a delivery plan 301 for the electronic book delivery system 200. It is a comprehensive delivery plan 301 to support various types of users and various billing systems. Figure 3 shows that publishers 282 may provide text transfer 302 to the operations center 250' and receive payments 306 from the billing and collection system 278'. A separate channel uplink site 254' is shown in this configuration receiving data 310 from the operations center 250'. The operations center 250' has three separate sections (318, 15 322, 326) one for text receiving, formatting and re-entry 318, a second for security encoding 322 and a third section for catalog and messaging center functions 326.

 The collection and billing system 278' shown has two sections (330, 334) one for transaction management, authorizations and publisher payments 330, and the other for customer service 334. The customer service section 334 provides for data entry and access 20 to customer account information. Transaction accounting information 338 is supplied to credit card companies 342 by the transaction management section 330 of the billing and collection system 278'. The credit card companies 342 provide billing 346 to customers either electronically or by mail.

 Methods for communicating between the subscriber base 348 and the billing and 25 collection system 278' include: by telephone switching 350 alone, cellular switching 354 and telephone switching 350 combined, and by use of the cable system 358 and the telephone switching 350. The system shown supports both one-way 362 and two-way cable

communication 366 with subscribers. Additional communication methods are presented in Section VII. Public libraries and schools 370 as well as bookstores 374 may use the delivery system 301.

Public libraries and schools 370 could have a modified system to allow the viewer to be checked-out or borrowed while bookstores 374 would rent or sell the viewer and sell electronic book data. The bookstores 374 as well as the public libraries and schools 370 may be serviced by cable 378. Optional direct broadcast systems (DBS) 382 can also be used with the system 200 as detailed in Section VII.

I. The Operations Center

Figure 4 is a schematic of the operations center 250, which includes the uplink 254. The operations center 250 may gather text or books by receiving, formatting, storing, and encoding. A data stream 302 containing text may be received at the operations center 250 by a data receiver 402. The data receiver 402 is under the control of a processor 404. After reception, the data stream is formatted using digital logic for formatting 406 which is also under the control of the processor 404. If any additional text is generated at the operations center 250 locally for insertion into the distributed signal, the text generation is handled through text generator hardware 410, which may include a data receiver and a keyboard (not shown). Following processing by the text generator 410, the additional text can be added to the text received by the combining hardware 414 that includes digital logic circuitry (not shown).

The processing at the operations center 250 is controlled by a processor 404, which uses an instruction memory 416. The processor 404 and instruction memory 416 may be supplied by a personal computer or mini-computer, for example. To perform the catalog and messaging functions, the operations center 250 uses a catalog and message memory 420 and the text generator 410 if necessary.

The data stream of text, catalog and messages may be encoded by security module encoding 424 prior to being sent to the uplink module 254. Various encoding techniques may be used by the security encoding module 424 such as the commercial derivative of NSA's

encryption algorithm (Data Encryption System (DES)) and General Instrument's DigiCipher II. Following encoding, the encoded text may be stored in text memory 428 prior to being sent to the uplink 254. A first-in-first-out text memory arrangement may be used under the control of the processor 404. Various types of memory may be used for the text memory 428 including RAM. The operations center 250 may use file server technology for the text memory 428 to catalog and spool books for transmission as is described below. The operations center 250 may also store the electronic book as compressed data files.

In an embodiment, to transmit textual data, the distribution system 208 (see Figure 2) may use high bandwidth transmission techniques such as those defined by the North American Broadcast Teletext Standard (NABTS) and the World System Teletext (WST) standard. Using the WST format (where each line of the Vertical Blanking Interval contains 266 data bits), a four hundred page book, for example, may be transmitted during regular television programming using four lines of the Vertical Blanking Interval at a rate of approximately one book every 1.6 minutes (63,840 bits per second). Alternatively, books may be transmitted over a dedicated channel, which interrupts programming so that 246 lines of video can be used to transmit approximately 2,250 books every hour (3.9 Mbits per second). A teletext type format is the simplest but possibly the slowest text format to use with the electronic book delivery system 200. In either event, an encoder 204 may be used at an uplink site 254 to insert textual data into the analog video signal. In many other respects, the delivery of the textual information may be completed using an existing cable television plant and equipment. Alternative transmit formats and delivery systems are presented in Section VII.

Figure 5a is a flowchart of steps involved in processing text from the publisher or provider 282 that may occur at the operations center 250. As shown in block 500, the publisher 282 processes data files of text for books, compresses, encrypts and sends the data files to the operations center 250 or uplink 254. Text files for books may be sent one book at a time. As shown in block 504, the uplink 254 or operations center 250 receives and processes the data stream from the publisher 282. Generally, part of this processing includes

encryption and error correction. Text files may be delivered for receipt by multiple home subsystems simultaneously, or to a specific individual home subsystem.

In Figure 5a, the electronic books are distributed to consumers using a video distribution system such as a cable television system. However, the electronic books may also
5 be packaged as data packets and distributed over other telecommunications networks such as a digital wireless telephone network, for example.

In one embodiment, as shown in block 508, files are broken into smaller packets of information. Header information is added to the packets. The bit stream is converted from a serial digital bit stream to an analog bit stream that is compatible with an NTSC video signal.
10 Block 512 shows the switching of analog data into the video lines of a video signal. The analog data may be placed either in the VBI or the active video lines. In some instances, unused portions of bandwidth (such as 5-40 MHZ, 70-75 MHZ, 100-109 MHZ or other guard bands) may be used instead of the video lines. Alternate transmission methods are presented in Section VII.

Figure 5b is an example of a hardware configuration to perform some of the functions
15 for blocks 508 and 512. A video feed 516 is received and processed through a sync stripper 520. The stripped sync signal 532 is used by the digital logic control 524. The digital logic control 524 receives the sync signal 532 and a serial digital bit stream 528 for processing. The digital logic control 524 passes the serial digital bit stream to the Digital to Analog converter
20 536 and outputs a control signal 540 for the video switch 544. The video switch 544 integrates the video feed 516 and analog data stream 548 into a video feed with analog data signal inserted 552.

As an alternative to cable, broadcast or other television delivery methods, the public telephone system may be used to transmit books to the subscribers. An average book would
25 take about 7 minutes to transmit over the public telephone system. Using the telephone system, it is not necessary to combine video and text into a composite signal. In most other respects, the operations center would remain similar whether text delivery was by telephone or cable.

File server technology (such as that described in U.S. Patent No. 5,262,875, entitled AUDIO/VIDEO FILE SERVER INCLUDING DECOMPRESSION/PLAYBACK MEANS, issued to Mincer, et al., and, U.S. Patent No. 5,218,695, entitled FILE SERVER SYSTEM HAVING HIGH-SPEED WRITE EXECUTION, issued to Noveck, et al., incorporated herein by reference) may be used
5 at the operation center with a telephone system text delivery method.

As another alternative to cable, television, and telephone system delivery, the public telephone system may be used to provide access to the Internet, where the Internet web site
279 may be accessed. Electronic books may be ordered, paid for, and delivered directly from the Internet web site 279 over the telephone system.

10 When a wireless telephone network is used to distribute electronic books, or otherwise communicate with the home system 258, the home system may receive data using any one or more standard protocols including time division multiple access (TDMA), code division multiple access (CDMA), Global Systems for Mobile Communications (GSM) and Advanced Mobile Telephone System (AMPS) protocols.

15 In any delivery system using the telephone system, individual subscribers may increase the electronic book deliver rate by incorporating high speed modems or other communications devices such as an Integrated Services Digital Network (ISDN) connector, or by use of an Asymmetric Digital Subscriber Line (ADSL). These alternative delivery methods are presented in Section VII.

20 II. The Home Subsystem

The hardware configuration for a four component home system 258 is shown in Figure 6a. Figure 6b shows a hardware configuration for a two component home subsystem. The home system 258 performs several functions, such as receiving data and video transmissions, stripping (or extracting) the data from the video signal, screening and storing the data, providing
25 user friendly interface controls and software, displaying menus and text, processing transactions, initiating telephone calls and transmitting billing data. Various hardware configurations may be utilized to achieve the desired functions of the home system 258. For

example, as shown in figure 6b, the home system 258 can be configured to utilize the reception and channel tuning capability of the current installed subscriber base of cable converter boxes and televisions 601 and networked computers. The home system 258 can also be designed as an advanced set top terminal converter box with menu generation capability, electronic
5 memory and a telephone modem as described in section V below. Alternatively, the home system 258 can be configured to support alternate delivery and ordering methods as described in Section VII.

The electronic components, which make up the home system 258 can be arranged in a variety of ways. In the four unit subsystem of figure 6a the viewer 266 and library 262 are
10 wired together while the remaining components communicate through RF transceivers 604. In a simple version of the home system 258 there are only two units, a library 262 and a viewer 266. Figure 6b shows a two unit home system 258 with certain optional features.

The viewer 266 is generally equipped with a high resolution viewing area 602, digital logic (including a key 605, security 606, and a microprocessor 621), video graphics control and memory 607, power supply circuitry 602 (not shown), an optional battery 603 and an
15 optional RF transceiver 604. In a two unit arrangement, the library 262 contains the connector function to the electronic book distribution system 208, connector function to a public telephone communications system, and memory 600 (which may be removable and portable 600'). More specifically, the library 262 would include data stripping functions 617, digital
20 logic 609, memory storage 600, power circuitry 610, optional connections 611 (including cellular or PCN 611'), optional battery (not shown), optional tuner module 613 and an optional RF transceiver 604. The connector 212 and the public telephone system connection 270, as well as the removable portable memory unit 600 of the library 262 may be broken out into
separate components. (Figure 6b shows a removable portable hard disk memory 600' with
25 removable cartridges 614.) Finally, the home system 258 may include an attached keyboard 267 or a wireless keyboard 268. Both the attached keyboard 267 and the wireless keyboard

268 may be used to communicate with the viewer 266 (not shown) or the library unit 262. The wireless keyboard 268 may communicate using radio frequency (RF) signaling, for example.

In an alternate arrangement, all functions of the home system 258 may be incorporated into a single unit. The functions of the library 262, for example, may be carried out by a card
5 or chipset in the viewer 266. All the communications devices needed to couple the home system 258 to various telecommunications networks may also be incorporated into the viewer. All interfaces between the home system 258 and the subscriber may be included with the viewer 266. In this embodiment, the viewer 266 may include a communication device for receiving inputs from a separate keyboard. The viewer 266 may also include a built-in video
10 camera 608" that may be used to transmit images of the subscriber. Using the transceiver 608, the camera 608" and the speaker/microphone 608', the subscriber may use the viewer 266 for video conferencing, for example.

Therefore, the home system 258 may have as many as five separate components, which communicate with each other. The two, three, four or five separate components which
15 make up the home subsystem can communicate with each other in a variety of ways, including hardwired connection 615, RF transceiver 604 and other wireless methods.

RF communications may be used in the home, allowing separate components to be located throughout the home without restriction. The data communicated between the units may be secure data. In addition, the library 262 may provide power to the viewer 266 through
20 the hard wire communication link 615.

To receive and strip data from a video signal at the consumer's home, a device such as a cable interface device or cable connector 212 is used. The cable connector device includes a tuner 613, while the cable interface device makes use of existing tuning equipment in the home. In either configuration, data is stripped from the video signal and stored at the
25 subscribers location in the library 262. The phone connector 270, optional connector 611, and modular connector 701 initiate communications and transmit ordering and billing information to the operations center 250 or billing and collection system 278. A digital

connector 619 is provided to communicate digital information with the set top 601. The library 262 is the intelligent component of the home subsystem, incorporating the hardware and software necessary to store the text data, generate menus and effect the purchase transactions. In addition to an RF transceiver 604, the home library 262 also includes the necessary jacks and connections to allow the system to be connected to the viewer 266. As shown in Figure 6b, the library 262 communicates the text data to the viewer 266 in a secure format, which requires a key 605 for decryption. The text may be decrypted page by page just before viewing.

a. The Video Connector

Figure 7 shows the flow of the processes performed by the video connector 212. The video connector 212 receives the video signal 608, tunes to the channel containing the text data 612, strips the text data from the video signal 616, and communicates the text data stream to logic components in the library 620.

The connection to the video distribution system may be a cable connector to a cable television delivery system, as shown in Figure 6b. The cable connector includes a data stripper circuit 617, which accepts video input from either a set top converter, TV or VCR 601, or an optional tuner block 613 that receives the CATV signal through the cable connector 212'. The data stripper circuit 617 strips data out of the video, and outputs a digital bit stream to the digital logic portion 609 of the library unit 262. The data is embedded in the video signal either in the vertical blanking interval or the active video portion in an encrypted and compressed format. The data stripper circuit 617 can be placed inside the set top converter box 601, TV, or in the library unit. The data stripper circuit 617 outputs the digital bit stream to be used by the library digital logic 609.

The video connector 212 may also contain a channel tuner module 613 that can tune to the video channel and provide access to the video that contains the data to be stripped. Using the optional tuner module 613, a set top converter, VCR, or TV tuner is not needed in the home subsystem. The optional tuner module 613 would instead receive the CATV signal

directly through the cable connector 212. Additional connector options, which allow for the receipt of text files using alternative delivery methods, are presented in Section VII. This ubiquitous access is provided using the modular connector 700 as depicted in Figure 6b.

b. Library

5 An embodiment of the library 262 for a two unit home subsystem is shown in both Figure 6b and Figure 8. The embodiment shown includes the following optional parts: the video connector 212, phone connector 270, RF transceiver 604, and battery pack 624 in addition to a removal portable memory 600', microprocessor 628, instruction memory unit 632, digital logic 636, and power unit 640.

10 The library 262 contains a digital logic section 609 (not shown in Figure 8) which includes the microprocessor 628, the digital logic 636 and the instruction memory unit 632. The microprocessor 628 may be a secure microprocessor such as the Mot SC21 device sold by Motorola. The digital logic section 609 will receive the serial digital bit stream from the data stripper circuit 617 and process the data. Error correction will also be performed by the digital
15 logic section 609 and the data will be checked for proper address. If the address of the data is correct and the library 262 is authorized to receive the data, the data will be transferred to the memory storage unit 600, 600'. Authorization to receive the data is provided by the cable headend or another distribution point. An authorization code may be sent in the serial digital bit stream. The digital logic section 609 will send appropriate text and graphical data to the
20 memory storage unit 600, 600'. It transfers this data in a compressed and encrypted format and the data remains stored in a compressed and encrypted format.

i. Memory Storage Unit

The memory storage unit of the library may be a removable portable memory unit 600' (as shown in Figures 6a, 6b and 8). A variety of options are available for memory storage:
25 a hard disk drive, such as an 80 megabyte, a 200 megabyte, a hard disk with removable platters, and CD ROM. Referring to Figure 6b, a hard disk drive unit 600', which contains removable platters, may also be used. This would provide virtually unlimited library storage

capacity. Data will be stored in the memory storage unit in a compressed and encrypted format. As is also shown in Figure 6b, the data may also contain a key or unique ID number that matches the ID or key of the viewer 266. This matching of a unique key or ID number prevents unauthorized transfer of text data from the memory storage unit to an unauthorized viewer. Small memory devices such as smart cards, electronic memory cards or PCM CIA cards (personal computer memory card industry association) may also be used to store the data.

ii. Power Circuitry

As shown in figures 6b and 8, the library 262 will accept power from AC wall power 610, DC power 640, or optional battery power 624. The power circuitry 610, 640 may provide all the voltage necessary from either the battery 624 or AC unit for the various circuitry in the library. The power circuitry 610, 640 may also provide power to the viewer through a single data cable when connected to the viewer. The power circuitry 610, 640 will recharge the battery using AC power when in operation. With the optional battery unit 624 installed, the library 262 becomes a portable unit and can still provide power to the viewer 266. In order to extend battery life, power conservation measures may be utilized, such as shutting down the memory system when not in use. When the viewer unit 266 is being utilized and the library circuitry is not being utilized, virtually all power may be shut down to the library 262.

iii. Connection to the Public Telephone System

In an embodiment, the connection to the telephone system may be provided by a connector device 611, which consists of a modem. Various available modems may be used to perform this function. As shown in Figure 6b, cellular phone or PCN phone connections 611' may also be provided. When the home system 258 is first initialized, the modem may be used to transfer the name and credit card information of the consumer to the billing and collection system 278. The telephone connection 270 may be utilized each time an electronic book is purchased by a consumer to complete and record the transaction. The telephone connection 270 may also be used to receive the text data from the operations center 250, by-

passing the video distribution system 208. The phone connection 270 may be a separate unit as shown in Figure 6b. However, alternate means exist to connect the home system 258 to the billing and collection system 278 or the operation center 250. The modular connector 701 (shown in Figures 6b and 8) provides access to each communication network to provide a path
5 from the home system 258 to the billing and collection system 278 or the operations center 250. These alternatives are presented in detail in Section VII.

iv. Library Processing

Figure 9 shows for one embodiment, an example of processing performed by the digital logic section 609 of the library 262 on the data stream 651 received from the video
10 connector 212 or stripper circuit 617. In step S650, digital logic section 609 checks the data stream 651 for error correction. If an error is detected, in step S654 digital logic section 609 de-interleaves the data and in step S658 runs a FEC (Forward Error Correcting) algorithm. In steps S650, S654 and S658, the digital logic section 609 performs the error correction needed on the data stream. If no error correction is necessary the digital logic section 609
15 proceeds to step S662 and checks data packets individually for packet address.

If the address is a unique address, the process moves to step S666 and the digital logic section 609 checks whether the address of the packet matches the library box ID number. The library box ID number is a unique number associated with the library 262. The library box ID is used to ensure security of the data. The process then moves to step S670 and the digital
20 logic section 609 determines whether an electronic file has already been opened into which the data packet can be saved. If no data file has been opened, the digital logic section 609 opens a new data file for that packet. If an electronic file has been opened, the process moves to step S678 and the digital logic section 609 saves the packet in the electronic file on disk. The process moves to step 682 and the digital logic section 609 checks to see if this is the last
25 packet for a particular book for a particular textual data block being received. If it is the last packet of information, the process moves to step 686 and the digital logic section 609 closes the electronic file and updates the directory of available electronic files. Following either step

S682 or S686, the process returns to receive another data packet from the data stream received from the data stripper block.

If the packet address is checked and the address is determined to be a broadcast address, the process moves to step S690 and the digital logic section 609 determines the type of message that is being sent. The message may be an index of book titles, menu (and menu graphics) information, announcements, special offerings, discounts, promotions, and previews, for example. The process then moves to step S694 and the digital logic section 609 stores the message in an appropriate electronic message file. The process then returns to step S650 to receive another data packet and perform another error check.

Using the process of Figure 9, the library 262 is able to receive, store and update directories related to the textual data and graphical data (that can be used to depict pictures in a given book or to generate menus). Variations of the processes are possible depending on the format of the data and operating system of the library 262.

Figure 10 shows an example of the processing of information requests from the viewer 266 at the library 262. Information requests from the viewer 266 are received either through the cable connecting the viewer 266 to the library 262 or through wireless transmissions such as RF. It is possible in some embodiments for subscribers' requests to come from a set top converter box 602 (see Section V).

Information requests received from the viewer 266 generally fall into three categories: (1) directory data of books stored in the library 262, (2) index of all available books on the system, and (3) requests for a specific book (step S700). In step S704, the digital logic section 609 answers a request from the viewer 266 for a directory of data showing the books stored at the viewer 266. The directory of data is sent to the viewer 266 so that it may be displayed to the subscriber. In step S708, the digital logic section 609 handles requests from the viewer 266 for an index of all available books on the system. The library 262 will obtain an index of all the available books on the system and transmit that index, in step S712, with menu information to the viewer 266. In step S716, the digital logic section 609 replies to a request

from the viewer 266 for a specific book. In step S720, the digital logic section 609 opens an electronic file for the specific book requested by the viewer 266 and transmits the record or transmits the information on a packet-by-packet basis to the viewer 266. This process of transmitting the specific book, record, or packets to the viewer 266 continues until the last
5 record or packet has been sent in step S724.

In addition to the processes shown on Figure 10 in handling a request for a specific book, the library 262 also orders and receives specific books from the operations center 250 using the process as described in step S716. Following a request for a specific book which is not stored at the library 262, the library 262 will proceed to determine the next available time
10 the book will be on the video distribution system 208 or an alternative delivery system and ensure reception and storage of that book (process not shown). In performing this process the library 262 will transmit to the viewer information on when it will obtain the text data for the book so that the subscriber may view the book. In addition to timing information, price and other ordering information may also be passed by the library 262 to the subscriber.

15 c. The Viewer

Figure 11 is a block diagram of a viewer 266 showing its internal components. The viewer 266 of Figure 11 is similar to the viewer 266 depicted in Figure 6b. The viewer 266 is designed to physically resemble a bound book. The viewer 266 is made up of five primary components and seven optional components: (1) LCD display 602, (2) digital circuitry (not
20 shown), (3) video graphics controller 607', (4) controls 740, (5) book memory 728, (6) optional power supply circuitry 736, (7) optional battery 603', (8) optional RF transceiver 604, and (9) optional cellular or mobile connector (such as 611') (10) optional keyboards 267 and 268, and (11) an optional speaker/microphone 608', (12) optional alternative communication interface devices.

25 (1) A high resolution LCD screen 602, of VGA quality, may be used by the viewer 266 to display text and graphic images. The screen may be the size of one page of an electronic book. A two page screen or two screens may also be used with the viewer 266.

(2) Digital circuitry that includes a secure microprocessor 621, instruction memory 732, and digital logic. Data is transferred to the viewer 266 in compressed and encrypted format. The secure microprocessor 621 compares the ID number of the viewer 266 with the incoming data stream and only stores the text data if the ID number of the viewer 266 matches that within the incoming data stream. The viewer 266 may be configured to not output text data or other data and that the data is decompressed and decrypted only at the moment of viewing and only for the current page being viewed. These measures provide additional security against unauthorized access to data.

(3) A video graphics controller 607' that is capable of assisting and displaying VGA quality text and graphic images is included in the viewer 266. The graphics controller 607' is controlled by the digital circuitry described above. Text may be displayed in multiple font sizes.

(4) The viewer 266 of Figure 11 has touch panel controls 740. These unique and novel controls 740 allow the consumer to select stored electronic books and electronic books from catalogues, move a cursor, and turn pages in an electronic book. Typically, the controls 740 include forward and reverse page buttons 742, 741, a ball 743 for cursor movement, one or more selection buttons 745, a current book button 747 and a bookmark button 749 (see Figure 14a).

The controls 740 should be easy to use and conveniently located. Referring to Figure 14a, the controls for the viewer 266 may be located below the screen 602 at the bottom portion of the viewer 266. The next page turn button 742 is the most used button 740 and is located towards the right edge of the page. The subscriber is likely to use right hand thumb movements to work the controls particularly the page turn buttons 741, 742. Therefore, the buttons may be arranged in such a manner that the buttons are easily controlled by a subscriber's right thumb. Generally, this can be accommodated either on the lower portion of the viewer 266 (as shown) or along the right hand margin of the viewer 266 (not shown). The current book button 747 and bookmark button 749 are usually the least used of the controls

740. Therefore, in the example shown, those buttons 747, 749 are located on the inside portion towards the binder of the viewer 266. Locating the ball 743 or other cursor movement device (such as four pointer arrows not shown) in the bottom center of the viewer 266 is both easier for the subscriber to use and easier in manufacturing the viewer 266. The selection buttons for the cursor 745 may be located below the middle diameter of the cursor ball 743 on the right and left sides of the ball as shown. If pointer arrows are used for cursor movement, a selection button 745 may be located in the center of the four arrow buttons (not shown). Again, the most used controls 740 should be located where a subscriber's right hand thumb would normally rest.

10 (5) Book memory 728 for at least one electronic book or more of text is included in the viewer 266. The memory 728 stores text and any graphics, which represent pictures in a book. The memory 728 can also store menu graphics data. Two different memory 728 devices may be used in the viewer 266, one for the instructions for the microprocessor 621 in the digital circuitry and a second type of memory may be used for the book memory 728 (and
15 graphics). Various memory devices available on the market may be used such as, ROM, RAM or a small hard disk. Since an electronic book requires approximately 0.6 megabytes of storage, a small hard disk providing approximately 60 MBytes of storage provides memory to store approximately 100 electronic books.

Text for electronic books may be displayed in various font sizes. To accommodate
20 various fonts for display, a variety of fonts are stored in instruction 732 or book memory 728. Thus larger or smaller fonts may be recalled from memory 621, 728 to create displays desired by the subscriber.

(6) Power supply circuitry 736 in the viewer 266 will accept power from either an AC power source or from an optional battery 603', or the library 262. The power supply
25 circuitry 736 provides the necessary voltages to accommodate the various systems within the viewer 266.

(7) An optional battery 603' is provided in one embodiment. The battery 603' is automatically recharged when AC power is available.

(8) An optional RF transceiver 604 which provided two-way data link between the viewer 266 and other components of the home subsystem can also be included in the
5 viewer 266.

(9) Also, the viewer 266 may include a cellular transceiver (not shown) for mobile communications.

(10) The optional wired (attached) keyboard 267 and wireless (e.g., RF) keyboard 268 (see Figure 6a) may be used with the viewer 266 to provide communications between the
10 subscriber and the viewer 266.

(11) The optional speaker and microphone 608' allow the viewer 266 to provide audio signals to the subscriber, and allow the subscriber to provide an audio input. The speaker and microphone 608' may be used in conjunction with the cellular transceiver 608 or other telecommunications equipment to provide for reception and transmission of telephony and
15 data.

(12) The optional alternative communication interface devices allow the viewer 266 to make use of a variety of communication paths.

The viewer 266 of Figure 11 has parts available for providing connections to: a library 744, electronic card memory 748, CD ROM units 752, and a portable memory unit 756 (such as that shown in Figure 6b as 600'). Various electronic memory cards such as PCMCIA can
20 be used with the viewer 266 to supply and store electronic books.

Security, low power consumption and excellent display technology are desired features of the viewer 266 design. The viewer 266 should be lightweight and portable. The viewer 266 contains a software operating system that allows electronic books to be stored, read and
25 erased and includes the capability to order electronic books and retain them in memory 728 for a predefined period of time determined by the system operator. The software can be configured to allow the electronic book to be read during a period of time (i.e., two weeks) and

then automatically erased, read once and erased, or held in memory permanently. Each viewer 266 may have a unique key 605. All of the data storage may be encrypted with the key 605 for an individual viewer 266 to prevent more than one viewer 266 accessing the text file or electronic book file.

5 Figure 12 is a flow diagram of some of the processes executed by the microprocessor 621 in the viewer 266. The viewer 266 may receive inputs from the subscriber through touch panel controls 740. In step S800, the subscriber's information requests are then processed by the microprocessor 621.

10 In step S804, if the subscriber requests a menu of available electronic books, the microprocessor 621 will select an electronic book menu. In step S808, the microprocessor 621 will open the electronic files that list the electronic books which are available (related to the category of topic of the menu) and display the menu with the names of the available electronic books.

15 If the subscriber selects a particular book to read, then in step S812, the microprocessor 621 will process the selection and determine the electronic file that contains the specific electronic book. In step S816, the microprocessor 621 will open the file for that specific electronic book and normally access the first page. (If a pointer has already been set in that books electronic file, the process may default to that page.) In step S820, the microprocessor 621 will then determine which page needs to be displayed. That is, the
20 microprocessor 621 will determine whether a next page, previous page or a bookmarked page needs to be displayed. If the pointer for the electronic file is not in the correct location then in step S828, the microprocessor 621 will move the pointer and obtain the previous page of data from the stored file. Otherwise, in step S824, the microprocessor 621 will normally obtain the next page of text from the stored electronic file. In step S832, the microprocessor 621 will
25 decrypt and decompress the text data and send the data to the video display. The video display will generally have a video display memory associated with it. In step S832, the

microprocessor 621 will send the data directly to that video display memory. The circuitry for the display then completes the process of displaying the page of text.

If the subscriber, through the controls 740, requests (from step S800) that the power be turned off, then in step S836, the microprocessor 621 initiates power off. In step S840, the
5 microprocessor 621 saves the pointer in memory to the page number in the book that the viewer 266 is currently reading. In step S844, the microprocessor 621 closes all the electronic files and signals the power circuitry to shut down the power to the various circuits in the viewer 266. With these examples of basic processes the viewer 266 is able to display book selections and display text from those electronic books.

10 d. Menu System

Referring generally to Figure 13, the electronic book system 200 may have a menu system 851 for selecting features and books from the electronic book system 200. The operating software and memory required for the menu system 851 may be located at the viewer 266 (e.g., the instruction memory 732 and/or book memory 728). However, it can also
15 be located at the library 262 (e.g., the instruction memory 632) or the library 262 and the viewer 266 can share the software and memory needed to operate the menu system 851. Since the menus are usually displayed on the viewer, and since the viewer 266 may be capable of operating in the absence of the library 262, the basic software and memory to create the menus is more conveniently located at the viewer 266.

20 The menu system 851 allows sequencing between menus and provides menu graphics for graphical displays such as on the LCD display 602 of the viewer 266. In an electronic book system that uses a set top converter these menus may also be displayed on a television screen. In an electronic book system that uses a computer, these menus may also be displayed on the computer monitor. In an embodiment, the menus provide just basic text information
25 from which the subscriber makes choices. In other embodiments, the menus provide visual displays with graphics and icons to assist the subscriber and allow for subscriber interaction and real-time ordering of electronic books or other content available to the subscriber.

Figure 13 depicts the menu system 851 with sequencing. The primary menus in the menu system 851 are an introductory menu 850, a main menu 854 and various submenus 858. In the embodiment shown, there are three levels of submenus 858. In certain instances one or two submenus 858 is sufficient to easily direct the subscriber to the selection or information requested. However, there are features in which three or more submenus 858 make the user interface more friendly for the subscriber. Each level of submenus 858 may consist of multiple possible menus for display. The particular menu displayed depends on the selection by the subscriber on the previous shown menu. An example of this tree sequence of one to many menus are the help submenus 887, 888. Depending upon the specific help requested, a different level two help menu is displayed to the subscriber.

An example of an introductory menu 850 is shown on Figure 14a. Generally the introductory menu 850 introduces the viewer 266 to the system and provides initial guidance, announcements and instruction. The introductory menu 850 is followed by a main menu 854, an example of which is shown in Figure 14b. The main menu provides the viewer 266 with the basic selection or features available in the system. Figure 14b is an example of a main menu 854 offering many additional features and submenus 858 to the subscriber. For example, Figure 14b shows that the viewer 266 is able to choose by a point and click method, many options including: (1) free previews, (2) books you can order, (3) books in your library, (4) your current book, (5) help, (6) on-line services and (6) other system features. Following a selection on the main menu 854, a corresponding submenu 858 is shown.

Figure 13 shows fourteen available primary or first level submenus. They are (1) account set up 862, (2) free previews 866, (3) book suggestion entries 855, (4) books in your library 872, (5) books you can order 878, (6) your current book 884, (7) help 887, (8) available features 890, (9) messages 893, (10) account information 896, (11) outgoing message submenu 898, (12) show links submenu 970, (13) create links submenu 980, and (14) show interactive files submenu 990. Figure 14c is an example of a first level submenu for books in your library 872. This "Book In Your Library" example submenu 872 shows six

available books by title and author and provides the subscriber with the ability to check a different shelf of books 874 or return to the main menu 854. Figures 14d and 14e show example submenus 858 for books that may be ordered using the "Books You Can Order" submenu 878.

5 Figure 14f is an example of a confirmation menu which confirms a subscribers order. In this particular example, the subscriber is required to enter a PIN number to complete the subscriber's order. Any alpha-numeric or similar password may be used to ensure the subscriber is an authorized subscriber. In one embodiment, the subscriber confirms an order with a PIN or password and then receives a final confirmation screen. The final confirmation
10 screen is primarily text and may state:

Your book order is now being processed using CABLE.

Your book will be delivered overnight and your VISA account will be charged \$2.95.

**Your book will be available for reading at 6:00AM EST tomorrow. Make sure
15 that:**

1. your Library Unit and Cable Connection Unit are plugged in with aerials up tonight; and

2. you tune your cable converter to THE BOOK Channel. The TV set does not have to remain on.

20 or similar language.

Examples of the "Account Set Up Menu" 862 and further submenus 858 related to account set up (which provide instructions and account input 864) are shown in Figures 14g and Figure 14h. These submenus 858 allow initialization of an account at the operations center 250 and orders to be charged to credit cards. The submenus 858 include the ability to enter
25 data related to your desired PIN number or password, credit cards, phone numbers, etc. In one embodiment, the account set up be performed using the telephone system. A confirmation

menu verifies that the account has been properly set up with the desired PIN or password and credit card. However, additional set-up methods are presented in Section VII.

Free previews for books 866 are also provided by submenus (868, 870). Examples of the free preview menus are shown in Figure 14i and Figure 14j. Figure 14i shows a menu depicting various books for which previews are available for viewing. Following a book selection, a screen submenu showing an excerpt of the selected book cover's description is provided along with an excerpt from a critic's review of the selected book. In one embodiment, this preview screen for a particular book also allows the subscriber to select a submenu which provides information about the author. The book preview submenu may also include a still video picture or graphics portraying a book cover or a scene from the book. An example of such a still video picture or graphics is shown in figure 14j which depicts a preview screen 870 about the author. The author's preview screen 870 shows a picture of the author, provides a short biography, and may allow the subscriber to order the author's books. The price for ordering the authors various books may also be shown on the menu.

In addition to free previews, in other embodiments, the electronic book system 200 provides the subscriber with a book suggestion feature (see 855). This is accomplished using the menu system 851 and the processor with associated memory located at the viewer 266, library 262 or at the distribution point (1020 or 250). When necessary, information for the book suggestion feature is sent in the text data of the signal to the home system 258. With this feature, books or authors are suggested to a subscriber based upon historical data of the subscriber's previous orders, demographics or mood of the subscriber, other indicators, and/or by text word searches.

In one book suggestion embodiment, text word searches of preview information (such as book cover descriptions, critics reviews and biographies about the author) and/or text of books or other titles are performed by the library 262 using databases stored in the library memory 600. Personalized book or author suggestions are made to the subscriber by obtaining information from the subscriber indicative of general subscriber interests. Subscriber entries

may be solicited from the subscriber using the book suggestion entry submenu 855. The system uses these subscriber entries either directly or indirectly to search for books or authors to suggest to the subscriber.

5 Generally, the electronic book suggestion methods may be categorized into two categories, either responsive methods (which respond to a series of subscriber menu entries), or intelligent methods (which analyze data to suggest a book). Using a responsive or intelligent method, the system 200 determines a list of suggested titles or authors and creates a second or third level submenu 856, 857 to suggest the titles for subscriber selection.

10 Responsive methods of suggesting titles include, for example, the use of mood questions, searching for authors, and keyword searching. Using the instruction memory 732 and menu generation hardware (e.g., 607) of the viewer 266, a series of mood questions can be presented on menus to determine a subscribers interest at a particular time. For this methodology, the operations center's 250 processor 404 and instruction memory 416 assign each title mood indicators (and sub-indicators) from a group such as light, serious, violent,
15 short, long, dull, exciting, complex, easy-read, young theme, old theme, adventure, romance, drama, fiction, science-fiction, etc. These indicators are sent to the home system 258 with the text data and are stored in library memory 600. Based upon the subscriber entries, the processor associates a set of indicators with the subscriber's request and a set of books with matching indicators are located for suggesting to the subscriber.

20 Responsive searches for authors or keywords (a search word provided by the subscriber) are generally performed by the library processor 628 and instruction memory 632 on data stored in the library memory 600. For example, a keyword given by the subscriber may be searched for a match in library memory 600 storing the book reviews, critics and previews databases. Thus, if a subscriber provided an entry of the word "submarine" on an
25 appropriate submenu, the title "Hunt For Red October" may be located by the microprocessor 628 using instruction from a routine in instruction memory 632.

Intelligent methods of suggesting programs include analyzing personal profile data on the subscriber and/or historical data about the subscriber such as past books ordered by the subscriber (or buy data). This method may be performed at the distribution point or operations center 250 by the on-site processor 404 using subscriber databases stored in memory 428.

5 The home system 258 receives the text data including program suggestion information from the distribution point or operations center 250 and generates the program suggestion submenus 855, 856, 857 using the same text data receiving 212 and viewer menu generation hardware (e.g., 607, 621) described above. Software routines and algorithms stored in instruction memories (e.g. 632, 732) are used to analyze historical data and book ordered data to

10 determine a line of books to suggest to the subscriber.

The algorithms for this powerful feature of suggesting books or authors to subscribers is disclosed in great detail in U.S. Patent Number 5,798,785, entitled TERMINAL FOR SUGGESTING PROGRAMS OFFERED ON A TELEVISION PROGRAM DELIVERY SYSTEM, filed December 2, 1993, which is incorporated herein by reference.

15 Referring to Figure 13, submenus 858 are shown on the "Books In Your Library" submenu 872 and may be broken into shelf numbers with submenus for each shelf 874, 876. The submenus 858 for the "Books You Can Order" submenu 878 is similarly broken out into submenus by shelves 880, 882. These shelves may each be a category or genre of books. Books may be grouped into categories such as best sellers, novels, fiction, romance, etc. See

20 Figure 14d.

Referring to Figure 13, the submenu 858 for "Your Current Book" 884 allows a subscriber to select a current book 884 and then determine what page to view. This selection is confirmed with a level two submenu 885. The help submenu 887 provides the subscriber with additional help screens 888. The submenus 858 for available features 890 may be broken

25 out into a sequence of separate submenus for each feature 891, 892.

Referring to Figure 13, messages can also be sent with the electronic book selection and delivery system 200. A level one message screen provides the subscriber with the ability

to select from various messages the subscriber has pending 893. Each message is then shown on a separate submenu screen 894, 895. The message may contain text and graphics.

Referring to Figure 13, account information is shown on a level one submenu 896 and then follow-on submenus 858 show the recent orders and your account balance 897. There is also a level one submenu for outgoing messages 898 which has a follow-on submenu used as an input screen 899.

In addition to the specific features and submenus described in Figure 13 and Figure 14a through Figure 14j, many other variations and features are possible. When a book is finally selected for viewing the title page 886 will appear on the screen followed by a page of text.

10 III. The Billing And Collection System

In one embodiment, the billing and collection system 278 (shown in Figures 2 and 3) utilizes the latest technology in electronic transaction and telephone switching to track orders, authorize deliveries, bill consumers, and credit publishers automatically. The telephone calls initiated by the phone connector 270 are received by the billing and collection system 278 which responds immediately without human intervention by placing the order and charging the consumers credit card account. Data is compiled periodically and publishers 282 are credited for sales of their books or other text. The billing and collection system 278 may also connect with subscribers through two-way cable connections, cellular, or other communication means. These additional methods are detailed in Section VII.

20 The billing and collection system 278 communicates with the operations center to track changes in available books and to provide statistical data to the operations center 250.

IV. Public Library, School, and Bookstore System

The electronic book system can be modified to be used at public libraries, schools, bookstores, newsstands, or stand-alone kiosks. Figure 15 shows one possible arrangement of components for the distribution location. The main unit is the file server 900. The file server 900 is a large electronic memory unit that can store thousands of books, newspapers, or

periodicals. Various electronic storage means may be used in the file servers, such as hard disks, read-write CD ROMs and read-only CD ROMs.

The system comprises five components; the file server 900, a converter or video connector 904 or connector capable of interfacing to one of the alternative delivery systems presented in Section VII, a controller 908, a viewer 912, and a catalog printer 916. The software for controlling the system is primarily located in the controller 908. The converter or video connector 904 is similar to those described above. In this configuration the controller unit 908 monitors the data being transferred to the file server 900 by the converter 904. The controller 908 may be provided with a viewing screen and several control buttons. When it is necessary to have a larger screen to perform more sophisticated controlling of the system a viewer 266 may be connected to the controller 908 and the viewer screen and controls 740 may be used.

For security reasons, the controller 908 is only able to download books to public viewers 912 which are authorized to receive books from the particular file server 900. Also for security reasons it is not desirable that the public viewer 912 have access to more than one file server 900. In this way, security can be maintained over the text data for books. The public viewer 912 may be limited to receiving one or two books at a time from the controller 908. When the user of the public viewer 912 needs a new or additional book, the user returns the viewer 912 to the school or public library where the user receives a new book from the controller 908.

In order to track the books that are available on the file server 900, the titles of the available books may be printed on a catalog printer 916. The catalog printer 916 is connected to the library controller 908 and the titles of the books are downloaded to the catalog printer 916. For security reasons, the coded text for any of the electronic books may not be authorized for printing using the controller 908 and catalog printer 916. In order to maintain security over the data, none of the electronic book data may be allowed to be downloaded to

the printer 916. Once a complete printout of available book titles, magazines, or other textual material is complete, a hard copy of the catalog 920 can be maintained at the file server 900.

The system shown may also be used at bookstores. The bookstores can rent the public viewer 912 to customers with the text for one or two books loaded onto the public viewer 912. The public viewer 912 may be provided with an automatic timeout sequence. The timeout sequence would erase the textual data for the books after a certain period of time, for example, two weeks. It is expected that after a period of time (perhaps within two weeks) the renter would return the public viewer 912 to the bookstore and receive additional books for viewing. Using this arrangement, it is also possible for the bookstore to (permanently) sell a viewer 912 to a regular customer. The customer then returns to the bookstore from time to time to receive textual data for a book which the customer can then store permanently on the customer's own viewer 912. Various other configurations are possible for bookstores, schools and public libraries using the file server 900 and public viewer 912 described.

V. Use Of A Set Top Converter

Existing set top converter boxes such as those made by Scientific Atlanta or General Instruments are presently unequipped to handle the book selection system of the present invention. Although set top converters may be built which include the library functions, hardware modifications are necessary in order to use the book selection system with existing set top converter technology.

Figures 16a and 16b are examples of hardware modifications or upgrades. A port is used to attach hardware upgrades described below to a set top terminal. Two upgrades are possible to set top converters 601 to assist in receiving and selecting electronic books, a menu generation card upgrade (Figure 16a) and an information download unit (Figure 16b). Each of these upgrades may be connected to the set top terminal unit through an upgrade port. A four wire cable, ribbon cable, FireWire (IEEE 1394B) interface connector, USB connector, or the like may be used to connect the upgrade to the set top converter 601.

A card addition 950 to a set top converter 601 is depicted in Figure 16a. The card 950 shown provides the additional functionality needed to utilize the book selection system with existing set top converter 601 technology. The card 950 may be configured to slip inside the frame of a set top terminal and become part of the set top terminal, an advanced set top terminal. The primary functions the card 950 adds to the set top converter 601 are the interpreting of data signals, generating of menus, sequencing of menus, and, ultimately, the ability of the subscriber to select a book using either the television or a viewer 266. The card 950 also provides a method for a remote location, such as the cable headend, to receive information on books ordered. The books ordered information and control commands may be passed from the cable headend to the card 950 using telephone lines or alternative ordering methods as presented in Section VII.

The primary components of the card 950 are a PC chip CPU 952, a VGA graphic controller 954, a video combiner 956, logic circuitry 958, NTSC encoder 960, a receiver 962, demodulator (not shown), and a connector 611', which consists of a dialer. The card 950 operates by receiving the data text signal from the cable headend through the coaxial cable. The logic circuitry 958 of the card 950 receives data 964, infrared commands 966, and synchronization signals (not shown) from the set top converter 601. Menu selections made by the viewer 266 on the remote control are received by the set top converter's 601 IR equipment and passed through to the card 950. The card 950 interprets the IR signal and determines the book (or menu) the subscriber has selected. The card 950 modifies the IR command to send the information to the set top converter 601. The modified IR command contains the channel information needed by the set top converter 601. Using the phone line 968 and dialer 611', the card 950 is able to transmit electronic books ordered information to the cable headend. It is also possible to receive the electronic books over the telephone lines and other telecommunications networks, including wireless networks, and by-pass the video distribution system.

These commands are passed through the interface linking the set top terminal's microprocessor with the microprocessor of the hardware upgrades. In this way, subscriber inputs, entered through the set top terminal keypad or remote control, can be transferred to any of the hardware upgrades for processing and responses generated therein can then be sent
5 back to the set top terminal for display. In one embodiment the IR commands 966 are transferred from set top terminal 601 to hardware upgrade.

Hardware upgrades may include a microprocessor, interactive software, processing circuitry, bubble memory, and a long-term memory device. In addition to these basic components, the hardware upgrade may make use of an additional telephone modem or CD-
10 ROM device.

An information download hardware upgrade 1001 shown in Figure 16b allows the subscriber to download large volumes of information from the operations center 250 or cable headend using a set top terminal 610. The hardware upgrade 1001 will enable subscribers to download data, such as electronic books and electronic magazines, to local storage. Primarily,
15 the hardware upgrade 1001 is an additional local storage unit 1003 (e.g., hard disk, floppy, optical disk or magnetic cartridge and may include a microprocessor 1005, instruction memory 1007, and a random access memory 1009, as shown in Figure 16b). A small portable viewer may also provided with the upgrade 1001 to enable downloaded text to be read without the use of a television.

20 The downloadable information may be text or graphics supplied by the operations center 250 or cable headend. With the upgrade 1001, electronic books may be downloaded and read anywhere with the viewer 266. Using the upgrade 1001, electronic books may be downloaded and stored in compressed form for later decompression. The electronic books may be decompressed only at the time of viewing. Important text that the public desires
25 immediate access may made available through this system. Text such as the President's speech, a new law, or a recent abortion decision rendered by the Supreme Court may be made immediately available.

In one embodiment, electronic book ordering information is stored at each set top terminal 610 until it is polled by the cable headend using a polling request message format. An example of a polling request message format consists of six fields, namely: (1) a leading flag at the beginning of the message, (2) an address field, (3) a subscriber region designation, (4) a set top terminal identifier that includes a polling command/response (or P/F) bit, (5) an information field, and (6) a trailing flag at the end of the message. A similar response frame format for information communicated by the set top terminal to the cable headend in response to the polling request may be used.

Figure 17 shows components of a set top terminal 610'. The components include a data receiver 617' and a data transmitter 1011. The data transmitter provides upstream data communications capability between the set top terminal 610' and the cable headend. Upstream data transmissions are accomplished using the polling system described and, using a data transmitter 1011. Both receiver 617' and transmitter 1011 may be built into the set top terminal 610' itself or added through an upgrade module. Regardless of the specific hardware configuration, the set top terminal's data transmission capabilities may be accomplished using the hardware shown in Figure 17.

Figure 17 shows RF signals, depicted as being received by a data receiver 617' and tuner 613 working in unison. Both of these devices are interfaced with the microprocessor 1013, which receives inputs 1015, from the subscriber, either through a set top terminal's keypad, a remote control unit or viewer 266. Generally, all cable signals intended for reception on the subscriber's TV are accessed by the tuner 613 and subsequently processed by the processing circuitry 1017. This processing circuitry 1017 typically includes additional components (not shown) for descrambling, demodulation, volume control and remodulation on a Channel 3 or 4 TV carrier.

Data targeted to individual set top terminals is received by the data receiver 617' according to each set top terminal's specific address or ID. In this way, each addressable set top terminal 610' only receives its own data. The data receiver 617' may receive set top

terminal 610's specific data in the information field of the signal frame described or on a separate data carrier located at a convenient frequency in the incoming spectrum.

The received data includes information regarding electronic books and menus available for selection. The subscriber may enter a series of commands 1015 using a keypad or remote control in order to choose an electronic book or menu. Upon receipt of such commands, the set top terminal's microprocessor 1013 instructs the tuner to tune to the proper frequency of the channel carrying data and subsequently instructs the processing circuitry 1017 to begin descrambling of this data.

Upon selection of an electronic book, the microprocessor 1013 stores any selection information in local memory (not shown) for later data transmission back to the cable headend. The set top terminal's microprocessor 1013 coordinates all CATV signal reception and also interacts with various upstream data transmission components. Typically, the data transmitter 1011 operates in the return frequency band between 5 and 30 MHZ. In an alternative embodiment, the frequency band of 10 to 15 MHZ may be used. Regardless, however, of the frequency band used, the data transmitter 1011 sends information to the cable headend in the information field of the response frame described. Those skilled in the art will recognize that a number of variations and combinations of the above-described set top terminal hardware components may be used to accomplish upstream data transmissions.

VI. Books-On-Demand System

The electronic book system 200 described may also be configured in a book-on-demand style. Figure 18a shows one example of a configuration for a book-on-demand system. A book on demand system requires more powerful two-way communications between the consumer's home, bookstore, school or public library and either the operations center 250 or a distribution site 1020 such as the cable headend. In one embodiment, this type of two-way communication can be provided by the hardware shown in Figure 17 and described above. Additional methods related to alternative communication paths are presented in Section VII.

Referring to Figure 18a, in a book-on-demand system, the subscriber selects the book to be download from an available menu of books (see for example Figures 14d and 14e). The data for menus of available books is usually sent to the subscriber location by the distribution site 1020. After the subscriber's menu selection, information about the subscriber selection (or request) is then communicated to either a distribution point 1020 (such as a cable headend) or the operations center 250. Upon receipt of this request, the needed textual and graphical information for the book is spooled and sent to the subscriber. In this manner, electronic books are only sent when requested by the subscriber and are sent immediately upon demand for the electronic book (or text).

In order to support such a demand system, the text delivery and distribution must be conducted on a strong nodal architecture distribution system, such as, a video-on-demand cable or telephone television system, through use of individual telephone calls on the public telephone system or cellular phone system, through the use of the Internet, or a number of other data network options.

The book-on-demand system allows for a greater selection of electronic books to the subscriber and limits the amount of communicated book data that is unnecessary or unneeded. It also provides the electronic book to the subscriber in a much timelier fashion.

In addition to a stronger distribution system, a book-on-demand system requires a distribution point 1020 to have more sophisticated equipment to access and "spool out" the textual information. This can be accomplished using file server technology 1024 for storing the books and distribution technology such as ATM 1028 or telephone-type switching (not shown) to distribute the textual information. The file server 1024 and distribution technology that can be used in configuring such a book-on-demand system is described in U.S. Patent No. 5,262,875 and U.S. Patent 5,218,695, cited above.

Figure 18a shows an embodiment for a book-on-demand system that utilizes file server technology. In addition to books, the embodiment of Figure 18a will support distribution of nearly any digital data. Books or textual files are received from publishers 282 and other

sources through local feeds 1032, ATM 1028, or by satellite dish 1036, for example. The data is then stored in memory 1040 at the file server 1024. In one embodiment, the distribution point 1020 is a cable headend that receives requests from subscribers and delivers text to subscribers over a two-way communication system (such as a video-on-demand system
5 (VOD) 1044).

The library 262 can be connected to either a basic premium-type service cable system 1048, a near video-on-demand type cable system (or pay-per-view (PPV) 1052) or a video-on-demand cable system 1044. In connecting with either of these three systems the library 262 may access the cable directly or may access the system through a set top terminal 601', 601",
10 or 601'''.

Using the two-way video-on-demand system 1044, a subscriber is able to request a specific book title and receive that text immediately following its request. To accomplish this, the distribution point 1020 transmits a list of available books through the cable delivery system to the library 262. The library 262 displays the list of available books on a menu or similar
15 format. As described earlier, the library 262 may use menus which list categories of available books to form its request from the distribution point 1020. After selecting a book the library 262 then sends a request signal on the two-way communication system 1044 back to the distribution point 1020. This request signal can be handled in two ways. The library 262 either initiates the request or the distribution point 1020 polls the various libraries on to the two-way
20 system 1044. Upon receiving the request for the book title, the text associated with that book title is transmitted to the library 262 using the two-way cable system 1044.

Figure 18b is an expanded view of an operations center 250 that supports a regional or national book-on-demand system. In fact, the operations center 250 shown supports distribution of nearly any digital data. The operations center 250 supports multiple feeds to
25 receive digital information by tape 1060, 1060', ATM 1028, or satellite 1036. The information is processed through an input MUX 1064 and a small file server 1068 before reaching the master file server 1072. Digital data such as books received from publishers 282 is then stored

on the master file server 1072. The digital data may be stored compressed in a standard format such as MPEG2.

5 A system controller 1076 provides control over the regional or national book-on-demand system. Books may be packaged into groups to provide feeds to various cable headends. In addition, scheduling and marketing research are conducted at the operations center 250. In order to handle the scheduling and market research, book buy data is received at the operations center 250 through a multiplexer 1082. Book buy information can be provided by the operation center 250 to the billing and collection system 278.

10 The operations center 250 is also equipped to insert messages or advertisements into the file server. These messages or advertisements will eventually be received by the subscribers.

The master file server 1072 uses an output multiplexer 1080 and ATM 1028 as well as satellite connections to distribute digital data. In one embodiment, cable headends receive text data on books from the master file server 1080 through the output multiplexer 1028 and an ATM system 1028. After receiving the digital book data, the cable headends store the books in a local file server 1024. Figure 18a's distribution point 1020 is an example of a cable headend which may receive data from the operations center 250 of Figure 18b through an ATM hookup 1088 or satellite hookup.

VII. Alternative Delivery And Ordering Methods

20 Electronic books and related data, including electronic book menu data, may be provided to subscribers by use of an on-demand delivery system in which electronic books are delivered after an order is received by the delivery system. The delivery system may supply the electronic books in real time or near-real time (i.e., near on-demand), or after a delay period that allows the delivery system to process, package and transmit the electronic book.

25 Alternatively, the delivery system may broadcast one or more electronic books in a continuous fashion. In this alternative, the subscriber indicates a desired electronic book from a list of the broadcast electronic books. The delivery system may include a billing system that debits a

subscriber's account, or debits a credit card, for example, upon delivery of the electronic book. The delivery system, or a related authorization system, may provide a local authorization code that allows the subscriber to decrypt, store and view the desired electronic book.

a. Use of TV Program Broadcast Delivery System for Electronic Book Delivery

5 i. Delivery System Description

In addition to advances in television broadcast technology, government regulatory agencies have placed requirements on the broadcast television industry. In particular, the over-the-air broadcast television networks will soon transition to high definition television (HDTV) - a digital broadcast television standard. These broadcasters may elect to provide a single
10 HDTV digital signal in their allotted bandwidth, with the remaining bandwidth used for standard definition television (SDTV) digital programming. Alternatively, broadcasters may elect to make use of their bandwidth for data-related services, such as the delivery of electronic books.

This embodiment relates to an electronic book delivery system using a digital television program delivery system. This embodiment may be used in at least two domains: delivery of
15 electronic books embedded in the broadcast digital multiplex signal using terrestrial, over-the-air media; and delivery of electronic books embedded in the broadcast digital multimedia signal over an existing cable television system. Over-the-air delivery includes standard terrestrial television broadcasts. Cable delivery systems include coaxial cable systems, fiber optic delivery systems, and telephone delivery systems (including T1 and T3 lines, Integrated
20 Services Digital Network (ISDN) lines and Asymmetric Digital Subscriber Lines (ADSL)). In addition, electronic books may be delivered within the broadcaster's signal by direct satellite broadcast, by wireless broadcasts, and by other wired means including local area networks.

Figure 19 shows a broadcast television environment 1100 in which a broadcast program provider, such as a national broadcaster 1110, provides digital multiplex television
25 programming with embedded electronic book data 1111 to a broadcast affiliate 1112. The programming with embedded electronic book data 1111 may be provided to the broadcast affiliate 1112 by any suitable means. For example, the national broadcaster 1110 may provide

the programming with embedded electronic book data 1111 by satellite transmission using a satellite broadcast system 1120. The satellite broadcast system 1120 may include an uplink site 1121, a satellite 1122, and a downlink site 1123. The satellite broadcast system 1120 may transmit the programming with embedded electronic book data 1111 to the broadcast affiliate 1112 and directly to home systems 258', 258'', and 258''' at remote locations such as subscribers' homes, for example.

The broadcast affiliate 1112 may provide digital multiplex television programming with embedded electronic book data 1115 to intermediate locations such as local cable system 1114. Alternately, the broadcast affiliates 1112 may provide the programming with embedded electronic book data 1115 directly to the subscriber's home systems 258', 258'', and 258'''. The local cable system 1114 that receives the programming with embedded electronic book data 1115 may in turn provide the programming with embedded electronic book data 1115 to the home systems 258', 258'', and 258'''.

The home systems 258', 258'', and 258''' may receive digital television signals from any device capable of receiving digital TV signals, including digital televisions, digital set top boxes and personal computers, or any combination of these devices, or home subsystems may have a built-in digital TV receiver. The home systems 258', 258'', and 258''' may receive the programming with embedded electronic book data 1115 by cable, including coaxial cable and fiber optic cable, by telephone cable (including T1 and T3 lines, Integrated Services Digital Network (ISDN) lines and Asymmetric Digital Subscriber Lines (ADSL)). Alternately, the home systems 258', 258'', and 258''' may receive the programming with embedded electronic book data 1111 directly from the national broadcaster 1110 using the satellite broadcast system 1120. For example, the home system 258''' receives direct broadcast satellite programming with embedded electronic book data using a backyard satellite antenna 1143.

Also coupled to the home systems 258', 258'', and 258''' may be an Internet 1105. The Internet 1105 provides access to web sites such as the web site 279. The Internet 1105 may also connect to the billing and collection system 278, or operations center 250, which is

responsible for formatting and delivering the electronic book data to the broadcast affiliate 1112 and the national broadcaster 1110 to be embedded into their respective program signals for delivery. The operations center 250 may use the Internet 1105 to post electronic book ordering menus, such as provided in the menu system 851 shown in Figure 13. The billing and
5 collection system 278 may use the Internet 1105 to receive orders and payment for the purchases of electronic books. The electronic book ordering menu 851 may be provided as part of the broadcast from the national broadcaster 1110, the broadcast affiliate 1112, or the local cable system 1114. Alternatively, the electronic book ordering menu 851 may be downloaded from an Internet web site or alternately viewed directly on the Internet web site.
10 The use of the Internet 1105 for these purposes will be described later in more detail.

In Figure 19, the national broadcaster 1110 may be a television program broadcaster. Alternately, the national broadcaster 1110 may be a radio program broadcaster, or a combined television and radio broadcaster. The national broadcaster 1110 may also broadcast any other type of data or communication, either separately or in combination. Likewise, the broadcast
15 affiliate 1112 may broadcast television or audio or both and may also broadcast any other data or communication, either separately or in combination. The national broadcaster 1110 and the broadcast affiliate 1112 may broadcast analog signals and any type of digital signals including packet data. Digital data broadcast by the national broadcaster 1110 and the broadcast affiliate 1112 may include high definition television and standard definition television signals.

Figure 20 is a flowchart of steps involved in processing text from the publisher or
20 provider 282 that may occur at the operations center 250. As shown in step S500, the publisher 282 processes data files of text for books, and compresses, encrypts and sends the data files to the operations center 250. Text files for books may be sent one book at a time. As shown in step S504, the operations center 250 receives and processes the data stream from
25 the publisher 282. Part of this processing may include encryption and error correction and storage for future delivery purposes. Text files may be delivered for receipt by multiple home systems simultaneously, or to a specific individual home system.

In one embodiment, as shown in step S509, files are broken into smaller packets of information. Header information is added to the packets. The bit stream is converted from a serial digital bit stream to a digital stream that is compatible for insertion into the broadcaster's video/audio program multiplex signal. Step S513 shows the multiplexing of digital data into the appropriate data fields within the video/audio program multiplex. The digital data may be treated as an ancillary MPEG2 service, being placed into the multiplex as private data, carried either in the adaptation header of the MPEG2 transport packets or in a separate transport stream altogether. Step S513 also shows the operations center 250 performing the necessary modification to the industry standard MPEG Program Map Table and Program Specific Information.

ii. In-Home Reception Options for a Broadcast Delivery System

Figures 21a – 21g show reception options at the remote locations such as at a subscriber's home. In Figure 21a, the home system 258 is coupled to a digital set top terminal 1220. The set top terminal 1220 receives the programming with embedded electronic book data 1115 from the broadcast affiliate 1112 or the local cable system 1114. Alternately, the national broadcaster 1110 may provide the programming with embedded electronic book data by use of the satellite broadcast system 1120. In this alternative, the set top terminal 1220 would be coupled to a local, or backyard, satellite dish antenna or similar device. In yet another alternative, the set top terminal 1220 receives programming from both the satellite broadcast system 1120, the local cable system 1114, and directly from the broadcast affiliate 1112 using terrestrial broadcast.

Also shown in Figure 21a is a telephone 1178 that may be used to communicate with the billing and collection system 278, and a personal computer (PC) 1172 and a modem 1173 that may be used to communicate with the Internet 1105. The personal computer 1172 may be coupled to the set top terminal 1220 using signal path 1174. The signal path 1174 may include a cable connection such as a RS-232 cable, USB format interface, Firewire interface,

and connectors or by wireless means, such as infrared signaling and radio frequency signaling, for example.

The set top terminal 1220 performs the necessary processing to send the programming with embedded electronic book data 1115 to the home system 258. The set top terminal 1220
5 may demultiplex the programming with embedded electronic book data 1115 and supply the demultiplexed signal to the home system 258. To do this, the set top terminal 1220 extracts the data related to the electronic book from the digital program multiplex signal.

The set top terminal 1220 may receive commands from a remote control 1900. The set top terminal 1220 may include communication devices 1221 that allow reception and
10 transfer of data with external sources such as the Internet 1105. For example, the set top terminal 1220 may include a telephone modem, a cable modem, a wireless modem, a fiber optic connector, a LAN connector, or any combination of these devices. Using this connection to the Internet 1105, the set top terminal 1220 and PC 1172 may access the billing and collection system 278 or alternatively connect to the Internet 1105 to access the Internet web
15 site 279 to view electronic book ordering menus 851 provided by the operations center 250.

The set top terminal 1220 has input and output ports for communication with other local and remote devices. Although the local cable system 1114 or terrestrial broadcast methods are the most prevalent transmission mediums for delivering programming with embedded electronic book data to the home, telephone lines (including T1 and T3 lines,
20 Integrated Services Digital Network (ISDN) lines and Asymmetric Digital Subscriber Lines (ADSL)), cellular networks, fiber optics, local area networks, Personal Communication Networks, and analog and digital satellites and similar technology for transmitting to the home can be used interchangeably. The set top terminal 1220 may have output ports that provide communications from the set top terminal 1220 to the home system 258 and a television. Also,
25 the set top terminal 1220 may contain a phone jack that can be used for maintenance, trouble shooting, reprogramming and additional customer features. The phone jack may also be used to connect the set top terminal 1220 with the Internet 1105 for the purpose of ordering

electronic books. Alternately, the set top terminal may support other communication interfaces using the appropriate interface device connector. The electronic book data embedded within the programming 1115 contains data, such as the electronic book ordering menu 851 information, to advise the subscriber which electronic books are available for purchase. Once the electronic book ordering menus 851 have been received by the home system 258, the home system 258 can generate the appropriate menus. Alternately, menu retrieval or viewing and electronic book selecting and ordering may be achieved using the Internet web site 279 on the Internet 1105, which is accessed using the provided modem interface.

Figure 21b shows an alternate arrangement of components for receiving the broadcast digital programming with embedded electronic book data 1115 and providing it to a home system 258. In Figure 21b, the digital television 1171 is coupled to the broadcast affiliate 1112 to receive the programming 1115. The digital television 1171 may also receive the programming with embedded electronic book data 1115 from the local cable system 1114 or from the satellite broadcast system 1120.

The digital television 1171 may include an optional smart card 1180 that performs the functions described above for the set top terminal 1220. For example, the smart card 1180 may include a cable modem, a telephone modem, a wireless modem, a fiber optic connector, or a LAN connector. Also shown in Figure 21b is the personal computer 1172 and the modem 1173, which function as before to connect to the Internet 1105. The functions of the digital television 1171 may be controlled by the remote control 1900, using either infrared signals or radio frequency signals, for example. Using this connection to the Internet 1105, the television 1171 and PC 1172 may access the billing and collection system 278 or alternatively connect to the Internet 1105 to access the web site 279 to view electronic book ordering menus 851 provided by the operation center 250.

Figure 21c shows another arrangement of components for receiving the broadcast digital programming with embedded electronic book data 1115. In Figure 21c, a digital television 1171' incorporating the smart card 1180 receives the programming with embedded

electronic book data 1115 from the local cable system 1114 and performs all the functions of the library 262 described previously, including connecting to the viewer 266. The television 1171' could also receive the programming with embedded electronic book data 1115 using other media including direct satellite broadcast, fiber optic connections, local area networks, such as an ethernet, the Plain Old Telephone Service (POTS), other telephone delivery systems (including T1 and T3 lines, Integrated Services Digital Network (ISDN) lines and Asymmetric Digital Subscriber Lines (ADSL)) and by over-the-air broadcast from the broadcast affiliate 1112. The television 1171', incorporating the smart card 1180, includes some or all of the functionality of the personal computer 1172 shown in Figure 21b, for example. The television 1171' connects to the Internet 1105 and is able to access the web site 279 to view electronic book ordering menus 851 provided by the operations center 250. The remote control 1900 may be used to control the television 1171' and library 262. The television 1171' may also, in its programming, include a soft key board 1174 that is displayed on the display of the television 1171'. The remote control 1900 can then be used to operate "soft keys" on the soft key board 1174. The television 1171' may also incorporate a separate key board 1174' that is used to control the television 1171' and the library 262 and to operate the television 1171' in its personal computer role. The key board 1174' may be connected to the television 1171' by a wired connection. Alternately, the key board 1174' may communicate with the television 1171' and library 262 by wireless means including infrared signaling, radio frequency signaling and by other optical means including a laser. The television 1171' and library 262 may connect to a telephone system using signal path 1154.

Figure 21d shows yet another arrangement of components for receiving the broadcast digital programming with embedded electronic book data 1115. In Figure 21d, a digital television 1171' incorporating a smart card that functions as a complete electronic book home system 258 receives the programming with embedded electronic book data 1115 from the local cable system 1114 and performs all the functions of the home system 258 described previously, and displays the electronic book data on the television display. The television

1171' could also receive the programming with embedded electronic book data 1115 using other media including direct satellite broadcast, fiber optic connections, local area network, such as an ethernet, the POTS, other telephone delivery systems (including T1 and T3 lines, Integrated Services Digital Network (ISDN) lines and Asymmetric Digital Subscriber Lines (ADSL)) and by over-the-air broadcast from the broadcast affiliate 1112. The television 1171', incorporating the home system 258 functionality, may include some or all of the functionality of the personal computer 1172 shown in Figure 21b, for example. The television 1171' connects to the Internet 1105 and is able to access the web site 279 to view electronic book ordering menus 851 provided by the operations center 250. The remote control 1900 may be used to control the television 1171' and home system 258. The television 1171' may also, in its programming, include a soft keyboard 1174 that is displayed on the display of the television 1171'. The remote control 1900 can then be used to operate "soft keys" on the soft keyboard 1174. The television 1171' may also incorporate a separate keyboard 1174' that is used to control the television 1171' and home system 258 and to operate the television 1171' in its personal computer role. The keyboard 1174' may be connected to the television 1171' by a wired connection. Alternately, the keyboard 1174' may communicate with the television 1171' and home system 258 by wireless means including infrared signaling, radio frequency signaling and by other optical means including a laser. The television 1171' and home system 258 may connect to a telephone system using signal path 1154.

Figure 21e shows another arrangement of components for receiving the broadcast digital programming with embedded electronic book data 1115. In Figure 21e, a PC 1172 with digital TV receiver incorporating the smart card 1180 receives the programming with embedded electronic book data 1115 from the local cable system 1114 and performs all the functions of the library 262 described previously, including connecting to a viewer 266. The PC 1172 could also receive the programming with embedded electronic book data 1115 using other media including direct satellite broadcast, fiber optic connections, local area network, such as an ethernet, the POTS, other telephone delivery systems (including T1 and T3 lines,

Integrated Services Digital Network (ISDN) lines and Asymmetric Digital Subscriber Lines (ADSL)) and by over-the-air broadcast from the broadcast affiliate 1112. The PC 1172 connects to the Internet 1105 and is able to access the web site 279 to view electronic book ordering menus 851 provided by the operations center 250.

5 Figure 21f shows another arrangement of components for receiving the broadcast digital programming with embedded electronic book data 1115. In Figure 21f, the PC 1172 with digital TV receiver incorporating a smart card that functions as a complete electronic book home system 258 receives the programming with embedded electronic book data 1115 from the local cable system 1114 and performs all the functions of the home system 258 described
10 previously. The PC 1172 could also receive the programming with embedded electronic book data 1115 using other media including direct satellite broadcast, fiber optic connections, local area network, such as an ethernet, the POTS, other telephone delivery systems (including T1 and T3 lines, Integrated Services Digital Network (ISDN) lines and Asymmetric Digital Subscriber Lines (ADSL)) and by over-the-air broadcast from the broadcast affiliate 1112.
15 The PC 1172 connects to the Internet 1105 and is able to access the web site 279 to view electronic book ordering menus 851 provided by the operations center 250.

 Figure 21g shows another arrangement of components for receiving the broadcast digital programming with embedded electronic book data 1115. In Figure 21g, the home system 258 contains a digital TV receiver 1613 to receive the programming with embedded
20 electronic book data 1115 from the local cable system 1114. The home system 258 connects to the Internet 1105 and is able to access the web site 279 to view electronic book ordering menus 851 provided by the operations center 250.

 Figure 22 presents the hardware configuration of a home system 258 to support delivery of electronic books using the TV program broadcast delivery system. The home system 258 in Figure 22 includes a home system front end 259 and home system backend 259'. The home system front end 259 can vary based on the delivery system from which
25 electronic book data is being received. The home system backend 259' and its associated

components and functionality are consistent regardless of the delivery system used and are as described in Section II above. The home system front end 259 performs several functions, such as receiving digital data directly, or receiving TV program broadcast signals, and stripping (or extracting) the data from the signal. Various hardware configurations may be utilized to achieve the desired functions of the home system front end 259. For example, as shown in Figure 22, the home system 258 can be configured to receive digital program multiplexes from the set top terminal 1220, from the TV 1171, or from the computer 1172 using the connector 1617. Alternatively, the home system 258 can receive the RF channel in which the digital program multiplex signal is contained using the digital TV receiver 1613 and provide the signal to a digital program broadcast connector 1617 to extract the electronic book data from the signal. Finally, the home system 258 can receive a digital data stream, which has already been extracted from the digital program multiplex, using a connector 1619. Once the digital data that is related to the electronic book system has been extracted from the TV program broadcast signal, the digital data is provided to the digital logic 609 in the home system 258 for continued processing, as described in Section II.

To receive and strip the data from the digital TV program signal at the consumer's home, the connector 1617 is used. Figure 23 is a flowchart of processes performed by the connector 1617. The connector 1617 receives the digital program multiplex signal in step S1607, removes the MPEG control information from the signal in step S1608, determines if the stream contains any electronic book data embedded within it in step S1612, extracts the electronic book data from the signal in step S1616, and communicates the extracted electronic book data stream to digital logic components 609 in step S1620.

iii. Electronic Book Ordering Process for TV Program Broadcast Delivery

As described in Section II above, a subscriber selects their desired electronic book from a menu system. This menu system and its contents are updated by the operations center 250 using information delivered to the home system 258 either periodically distributed over the

TV program broadcast delivery system, or delivered to the home system 258 by the billing and collection system 278 upon ordering a new electronic book. Order requests for electronic books made from this menu are forwarded to the billing and collection system 278 for processing.

5 In the case where the delivery is done using a two-way cable system, the set top terminal 1220 can be used to convey order request information to the local cable system 1114. The local cable system 1114 will in turn be in communication with the billing and collection system 278 or the operations center 250 that handle requests from the set top terminal 1220 for electronic book ordering or billing purposes. Further, telephone lines with modems may
10 be used to transfer information from the set top terminal 1220 to the billing and collection system 278 or the operations center 250. Alternately, the set top terminal 1220 may incorporate a cable modem, a wireless modem, LAN connectors, T1 and T3 connectors, Asymmetric Digital Subscriber Line (ADSL) Connectors, Integrated Digital Service Network (ISDN) connectors or other advanced communications interfaces for transmitting information
15 to the cable system 1114 or over alternate communication paths directly to the billing and collection system 278 or the operations center 250. Alternatively, the home system 258 may contact the billing and collection system 278 directly over any of these communication paths.

 Figures 24a - 24c show alternate arrangements of an ordering process that can be used with the programming with embedded electronic book data 1111 or 1115. In the discussion
20 that follows, the subscriber receives the programming with embedded electronic book data 1115 from the local cable system 1114. However, the order process may also be used when the programming with embedded electronic book data 1115 is provided by the broadcast affiliate 1112 or the satellite broadcast system 1120, or from any other entity capable of providing digital broadcast programming with embedded electronic book data.

25 In Figures 24a - 24c, electronic book order requests may be provided over a variety of telecommunications media including using a cable modem to the billing and collection system 278; over a proprietary two-way transmission system to the billing and collection system 278;

over a fiber optic cable system to the billing and collection system 278; using a telephone modem to the billing and collection system 278, using existing telephone lines; using a cellular modem over wireless telecommunication systems; using T1 and T3 lines, Asymmetric Digital Subscriber Lines, Integrated Digital Services Network lines, and using a telephone and the POTS. Alternately, the electronic book order requests may also be provided over a LAN, such as an ethernet.

In Figure 24a, the national broadcaster 1110 provides the programming with embedded electronic book data 1111 to the broadcast affiliate 1112. The broadcast affiliate, 1112 sends the programming with embedded electronic book data 1115 to the local cable system 1114. The local cable system 1114 sends the programming with embedded electronic book data 1115 to the home system 258. To receive the requested electronic book from the programming with embedded electronic book data at the home system 258, the subscriber may initiate an order request. In the embodiment shown in Figure 24a, the subscriber sends an order request 1190 to the billing and collection system 278, which then initiates the delivery of the requested electronic book data from the operations center 250 for inclusion in the programming.

Electronic books may also be received at the home system 258 without the subscriber providing the order request. Another subscriber may provide an electronic book for delivery to the home system 258 as a gift, for example. Electronic books also may be sent to the home system 258 on a trial, or approval basis. For example, a trial electronic book may be sent to a home system 258 on a trial basis and the trial electronic book could include a code that prevents viewing after a set, elapsed time from receipt at the home system 258. To retain viewing privileges for the trial electronic book, the subscriber could indicate a desire to purchase the trial electronic book. The operations center 250 would then return an authorization code that permits the subscriber to retain the trial electronic book on a permanent basis. Alternatively, the delivery system 200 could provide a portion of an electronic book, in an unencrypted format, such as the first chapter, and the subscriber would have to purchase

the electronic book to receive the authorization code to decrypt the remainder of the electronic book.

Figure 24b shows an alternate arrangement of the ordering process. The ordering process shown in Figure 24b differs from that shown in Figure 24a in that an order request 1190' is sent to the billing and collection system 278, which then initiates delivery of the electronic book data for insertion by the broadcast affiliate 1112.

Figure 24c shows yet another arrangement of the ordering process. In Figure 24c, an order request 1190" is sent to the billing and collection system 278, which then initiates delivery of the electronic book data for insertion by the national broadcaster 1110.

10 b. Operation of the Ordering System Using the Internet

In the one-way delivery environment typified by the TV program broadcast delivery environment, the use of the Internet can provide ubiquitous access to subscribers for ordering electronic books. The subscriber may log on to the Internet web site 279, using the PC 1172 of Figures 21a, 21b, 21e, or 21f, or the television 1171' of Figures 21c or 21d, or the home system 258 of Figure 21g. The subscriber may then enter a subscriber identification. The Internet web site 279 may then present an individualized menu to the subscriber. The subscribers may view the individualized menu on the PC 1172, television 1171' or home system 258, for example. The individualized menu may be based on subscriber specific data, such as past electronic books ordered, for example. When the electronic book ordering is performed on the Internet web site 279, the Internet web site 279 may also recognize the subscriber 285, based on the subscriber's automatic number identification (ANI), user name, user identification, and Internet address (i.e., REMOTE_HOST, REMOTE_ADDR, and HTTP_NAME), for example. The subscriber may also be identified by a unique subscriber identifier that is provided to the subscriber upon subscribing to a broadcast television service.

25 Other means for identifying a subscriber include special features such as browser cookies. A browser cookie is a mechanism that allows a web site server to store limited amounts of information on a browser. The information is typically information sent to a subscriber's

terminal using a Set-cookie HTTP response field header. The Set-cookie field contains the cookie content as a name/value pair, and can also contain information explaining when the cookie will no longer be valid (expires), the Internet domain for which the cookie is valid (domain), and the path portion of the URL within this domain for which the cookie is valid.

5 Browsers that understand cookies will store the data on the set top terminal's hard disk, for example, and will return these data to the web site server from which the cookie originated within a cookie request header field. Cookies are useful for storing state information (when the subscriber last visited the web site, which resources the subscriber last used, for example) on the browser, in such a way that the information is not lost when the subscriber leaves the web
10 site or shuts down the browser.

A web site, such as the web site 279, may use cookies to customize electronic book ordering for the subscriber. For example, the web site 279 may welcome a subscriber to the web site 279, based on the information in the cookie, and may navigate the subscriber to a menu, or individualized menu, based on previous orders provided by the subscriber. When the
15 subscriber is identified, the web site 279 may create the individualized order menu, which the specific subscriber may download to the home system 258.

Once an order for an electronic book has been made, the billing and collection system 278 processes the order and initiates a request to the operations center 250 for the delivery of the requested electronic book for delivery over the TV program broadcast delivery system.

20 Figure 25 is a flow chart of the major steps associated with ordering an electronic book using the Internet. The flow chart assumes the broadcast environment of Figure 19.

The process begins with step S100. In step S110, the PC 1172 of Figures 21a, 21b, 21e, or 21f, or the television 1171' of Figures 21c or 21d, or the home system 258 accesses the web site 279. The web site 279 may be accessed by entering the address of the web site
25 279 into a location window of a web browser, by activating a hypertext link provided on the home system 258 menu or within an actual electronic book being viewed in the viewer 266,

or by activating a hypertext link received from a different web site. The process then moves to step S120.

In step S120, a data signal showing the web site 279 home page is transmitted to the set top terminal 220, and the web site 279 home page is displayed on the requesting device. The process then moves to step S130. In step S130, the web site 279 receives the order signal 1190 for an electronic book selected by a subscriber. The order signal 1190 includes an electronic book identifier and the address and identification of the requesting home system 258. The process then moves to step S140.

In step S140, the web site 279 transmits the authorization request 1196 to the billing and collection system 278. The process then moves to step S150. In step S150, the billing and collection system 278 determines if the home system 258 from which the order signal 1190 originated is authorized to receive the selected electronic book. The billing and collection system 278 may evaluate the past credit history of the requesting subscriber. The billing and collection system 278 may determine if the subscriber's account is delinquent. If the home system 258 is not authorized to receive the selected electronic book, the process moves to step S160. Otherwise, the process moves to step S170.

In step S160, the billing and collection system 278 sends a message to the requesting home system 258 stating that the selected program cannot be accessed, along with the reason for no access. The process then moves to step S190 and ends.

In step S170, the billing and collection system 278 sends an authorization signal 1191 to the operations center 250. The process then moves to step S180. In step S180, the operations center 250 retrieves and embeds the requested electronic book data within the programming. The process then moves to step S190 and ends.

The method of ordering electronic books using the Internet is not limited to the TV program broadcast delivery embodiment. This ordering method is general in nature and may be used for ordering electronic books to be delivered using any of the delivery methods presented herein.

c. Internet Delivery Methods

Figure 26 is an alternate delivery plan 301' that provides for electronic book delivery using the Internet. In Figure 26, the publishers 282 provide the electronic books to be posted at the Internet web site 279. The publishers may convert the text and graphical data to digital
5 format, compress the digital data, and upload the compressed digital data to the Internet web site 279. Alternately, the publishers 282 may arrange for an outside conversion activity 283 to convert the text and graphical data to digital format. The conversion activity 283 may then provide the digital data to the Internet web site 279. For example, a large on-line bookstore could gather publications in electronic form from a variety of publishers, or could convert hard-
10 copy books to electronic form, and post the electronic books on the Internet such as at the Internet web site 279.

The electronic books may then be transferred using a public switched telephone network (PSTN), for example, or other communications systems, direct to a subscriber 285, a library 286 and a bookstore 287. The library 286 and the bookstore 287 may also provide
15 electronic books to the subscriber 285.

When electronic books are provided by the Internet web site 279, the billing and collecting functions may be incorporated into the Internet web site 279. For example, a subscriber may pay for an electronic book selection by entering a credit card number into a data field of a page of the Internet web site 279. In this configuration, a separate billing and
20 collection system may not be required. Alternatively, the Internet web site 279 may communicate information with the billing and collection system 278.

Electronic book delivery over the Internet may be handled using a number of methods. In a method, the electronic book may be downloaded to the requesting home system 258 immediately after the order has been processed. Alternatively, the electronic book may be e-
25 mailed to an e-mail address that is entered as part of the ordering process. In another embodiment, as part of the ordering transaction process, the subscriber is provided with location and authorization information that allows the subscriber to retrieve the ordered

electronic book at the subscriber's convenience. For delivery of subscription electronic book products, like newspapers, magazines or other periodicals, the Internet web site 279 can deliver the latest version of the product to the subscriber automatically immediately upon logon by the subscriber to the Internet web site 279. Electronic book data may also be embedded
5 into continuous multicast streaming video, audio, or data feeds.

d. Other Delivery Methods

A number of embodiments for the delivery of electronic books have been addressed above. This subsection calls out these specific delivery embodiments, as well as presents other delivery embodiments supported by this invention. Section I presented a description of the
10 operations center 250 and the uplink 254 used to transmit the electronic book data over the video distribution system 208, using the use of an encoder 204. The embodiments presented below use a modular encoder 2541, which inserts the electronic book text into the delivered signal and modular transmission subsystem 2542, which transmits the actual signal. Together, the modular encoder 2541 and modular transmission subsystem 2542 support the transmission
15 functionality for each unique delivery method embodiment. Section II presented a video connector 212 used to convert the electronic book data embedded in the video signal to a format usable by the home subsystem. The embodiments presented below use a modular connector 700 that receives the delivered signal with embedded electronic book data, extracts the electronic book data, and provides the electronic book data to the digital logic 609 for
20 further processing. The modular connector 700 supports the receive functionality for each unique delivery method embodiment.

Figure 27 presents embodiments associated with the delivery of electronic books over a coaxial or fiber cable system 2701 to a home system 1258. Electronic book data is encoded for delivery by the modular encoder 2541, which is identical to the encoder 174 in Figure 1b
25 and formatted and transmitted by the modular transmission subsystem 2542, which is identical to the uplink 254 in Figure 4. The signal is delivered over the cable system 2701. This signal may provide for the dedicated or non-dedicated delivery of electronic book data. This signal

may also provide for ordering access from the home system 1258 to the billing and collection system 278 or operations center 250, or the signal may be a means to provide access to the Internet or other public network through which electronic books are ordered and delivered. The cable system 2701 may be a coaxial cable network, totally fiber network, hybrid fiber coax network, fiber to the curb network, or any other cable distribution technology. The signal
5 over the cable system may be generated by a cable modem, in which an external cable modem 2702 is used to receive the signal and provide the embedded electronic book data to the home system 1258 modular connector 700 for processing. Alternatively, the home system 1258 may contain an internal cable modem 2705 which receives the signal and provides the electronic
10 book data to the modular connector 700 for processing. In each embodiment, the modular connector 700 provides the embedded electronic book data to the digital logic 609 for further processing.

In another embodiment, the signal delivered over the cable system is a video signal. In one embodiment, the video signal is an analog video signal. In another embodiment, the
15 video signal is a digital video signal. The home system 1258 may contain an internal cable receiver / tuner / demodulator 2706 to process the signal, and provide the embedded electronic book data to the modular connector 700, which is identical in the embodiment as video connector 212 in Figure 2. A set top terminal 2703, or other device capable of receiving a cable video signal, such as a cable ready TV, or PC with cable tuner (not shown), may process
20 the video signal and deliver the video signal to the connector 700 in the home system 1258 which extracts the embedded electronic book data. Alternately, the set top terminal 2703, or other such device, may extract the embedded electronic book data from the video signal and provide the electronic book data to the modular connector 700 in the home system 1258.

In another embodiment, electronic book data may be embedded within the audio
25 signal, requiring an appropriate audio-capable modular connector 700 in the home system 1258 to extract the electronic book data from the audio signal for processing by the digital logic

609. In one embodiment, the audio signal is an analog audio signal. In another embodiment, the audio signal is a digital audio signal.

In yet another embodiment, the signal is a spread spectrum signal containing a digital data stream, requiring an appropriate spread spectrum receiver and modular connector 700
5 in the home system 1258 to extract the electronic book data for processing by the digital logic 609. In this embodiment, the spread spectrum signal is transmitted in the same bandwidth as the video or audio signal, but below the noise level.

Figure 28 presents embodiments associated with the delivery of electronic books over a wireless broadcast system 2801 to a home system 1260. Electronic book data is encoded
10 for delivery by the modular encoder 2541 and formatted and transmitted by the modular transmission subsystem 2542. The signal is delivered over the wireless broadcast system 2801. This signal may provide for the dedicated or non-dedicated delivery of electronic book data. This signal may also provide for ordering access from the home system 1260 to the billing and collection system 278 or operations center 250, or the signal may be a means to provide
15 access to the Internet or other public network through which electronic books are ordered and electronic book data is delivered. The wireless broadcast system may be a microwave multipoint delivery system (MMDS), local multipoint distribution system (LMDS), Instructional Television Fixed Service (ITFS) system, or any other wireless data, video, or telephony broadcast system, including point-to-point and point-to-multipoint microwave broadcast
20 systems like those provided by Teligent, Winstar digital wireless network, and ATT's wireless system. The signal over the wireless broadcast system may be generated by a wireless modem, in which an external wireless modem 2802 is used to receive the signal and provide the embedded electronic book data to the home system 1260 modular connector 700 for processing. Alternatively, the home system 1260 may contain an internal wireless modem
25 2805, which receives the signal and provides the electronic book data to the home system 1260 modular connector 700 for processing. In each embodiment, the modular connector 700 provides the embedded electronic book data to the digital logic 609 for further processing.

In another embodiment, the signal delivered over the wireless broadcast system is a video signal. In one embodiment, the video signal is an analog video signal. In another embodiment, the video signal is a digital video signal. The home subsystem 1260 may contain an internal wireless receiver / tuner / demodulator 2806 to process the signal, and provide the embedded electronic book data to the modular connector 700. A wireless set-top terminal 2803, or other device capable of receiving a wireless video signal, such as a TV, or PC with a wireless receiver and tuner, may process the video signal and deliver the video signal to the modular connector 700 in the home system 1260, which extracts the embedded electronic book data. Alternately, the set top terminal 2803, or other such device, may extract the embedded electronic book data from the video signal and provide the data to the modular connector 700 in the home system 1260.

In another embodiment, electronic book data may be embedded within the audio signal, requiring an appropriate audio-capable modular connector 700 in the home system 1260 to extract the electronic book data from the audio signal for processing by the digital logic 609. In one embodiment, the audio signal is an analog audio signal. In another embodiment, the audio signal is a digital audio signal.

In yet another embodiment, the signal is a spread spectrum signal containing a digital data stream, requiring an appropriate spread spectrum receiver modular connector 700 in the home system 1260 to extract the electronic book data for processing by the digital logic 609. In this embodiment, the spread spectrum signal is transmitted in the same bandwidth as the video or audio signal, but below the noise level.

Figure 29 presents embodiments associated with the delivery of electronic books over a satellite broadcast system 2901 to a home system 1280. Electronic book data is encoded for delivery by the modular encoder 2541 and formatted and transmitted by the modular transmission subsystem 2542. The signal is delivered over the satellite broadcast system 2901. This signal may provide for the dedicated or non-dedicated delivery of electronic book data. This signal may also provide for ordering access from the home system 1280 to the billing and

collection system 278 or operations center 250, or the signal may be a means to provide access to the Internet or other public network through which electronic books are ordered and electronic book data is delivered. The satellite broadcast system 2901 can be a direct broadcast system like DirecTV and EchoStar, a direct to home satellite broadcast system, video network distribution broadcast system, a point-to-point or point-to-multipoint data VSAT system, a digital audio broadcast system like WorldSpace, CD Radio, or XM, or a mobile data and telephony satellite broadcast system like Iridium, Teledesic, or Globalstar. Alternatively, the satellite broadcast system can consist of regionalized broadcast services or store and forward communication services hosted on high flying balloons or on airplanes that provide communication repeater services to a small geographic region. The signal over the satellite broadcast system may be generated by a satellite data modem, in which an external satellite data receiver 2902 is used to receive the signal and provide the embedded electronic book data to the home system 1280 modular connector 700 for processing. Alternatively, the home system 1280 may contain an internal satellite receiver 2905 which receives the signal and provides the electronic book data to the home system 1280 modular connector 700 for processing. In each embodiment, the modular connector 700 provides the embedded electronic book data to the digital logic 609 for further processing.

In another embodiment, the signal delivered over the satellite broadcast system is a video signal. In one embodiment, the video signal is an analog video signal. In another embodiment, the video signal is a digital video signal. The home system 1280 may contain an internal satellite video receiver 2906 to process the signal, and provide the embedded electronic book data to the modular connector 700. A satellite receiver 2903, or other device capable of receiving a satellite video signal, such as a TV, or PC with satellite receiver, may process the video signal and deliver the video signal to the modular connector 700 in the home system 1280, which extracts the embedded electronic book data. Alternately, the satellite receiver 2903, or other such device, may extract the embedded electronic book data from the video signal and provide the data to the modular connector in the home system 258.

In another embodiment, electronic book data may be embedded within the audio signal, requiring an appropriate audio-capable modular connector 700 in the home system 1280 to extract the electronic book data from the audio signal for processing by the digital logic 609. In one embodiment, the audio signal is an analog audio signal. In another embodiment,
5 the audio signal is a digital audio signal.

In yet another embodiment, the signal is a spread spectrum signal containing a digital data stream, requiring an appropriate spread spectrum receiver modular connector 700 in the home system 1280 to extract the electronic book data for processing by the digital logic 609. In this embodiment, the spread spectrum signal is transmitted in the same bandwidth as the
10 video or audio signal, but below the noise level.

Figure 30 presents embodiments associated with the delivery of electronic books over a wired data network 3001 to a home system 1290. Electronic book data is encoded for delivery by the modular encoder 2541 and formatted and transmitted by the modular transmission subsystem 2542. The signal is delivered over the wired data network 3001. This
15 signal may provide for the dedicated or non-dedicated delivery of electronic book data. This signal may also provide for ordering access from the home system 1290 to the billing and collection system 278 or operations center 250, or the signal may be a means to provide access to the Internet or other public network through which electronic books are ordered and electronic book data is delivered. The wired data network 3001 can be metallic wire or fiber,
20 supporting any of a number of communication standards including HDSL, ADSL, DSL, ISDN, T1, T3, SONET, ATM, X.25, frame relay, Switched MultiMegabit Data Service (SMDS), or others. The signal sent over the wired data network may be generated by a data modem or transmission device, in which the appropriate modem, interface device, or Data Terminating Equipment (DTE) device is used to receive the signal and provide the embedded electronic
25 book data to the home system 1290 modular connector 700 for processing. Embodiments of such receiving devices are shown in Figure 30 as HDSL modem 3002, ADSL modem 3003, DSL modem 3003, ISDN Terminal equipment (TE) device 3005, T1 Digital service unit

(DSU) 3006, T3 DSU 3007, Fiber user network interface device (UNI) 3008, ATM UNI 3009, X.25 DTE 3010, Frame relay assembler / disassembler (FRAD) 3011, and SMDS subscriber network interface device (SNI) 3012. Alternatively, the home system 1290 may contain an internal modem or DTE 3013, which receives one or more signal types and provides
5 the received signal with embedded electronic book data to the home system 1290 modular connector 700 for processing. Finally, the home system 1290 may be attached to a wired LAN using a transceiver. In this embodiment, electronic book data may be delivered over the LAN at any time. One example of how this embodiment may be used is in a university environment where each student has an electronic book home subsystem attached to the LAN.
10 Professors can then deliver textbooks and assignments to selective students. In each embodiment, the modular connector 700 provides the embedded electronic book data to the digital logic 609 for further processing.

Figure 31 presents embodiments associated with the delivery of electronic books using the public switched telephone network (PSTN) 3101 to a home system 1310. Electronic book
15 data is encoded for delivery by the modular encoder 2541 and formatted and transmitted by the modular transmission subsystem 2542. The signal is delivered over the PSTN 3101. This signal may provide for ordering access from the home system 1310 to the billing and collection system 278 or operations center 250, or the signal may be a means to provide access to the Internet or other public network through which electronic books are ordered and electronic
20 book data is delivered. The signal sent over the PSTN may be generated by a data modem or transmission device, in which the appropriate modem 3102 is used to receive the signal and provide the embedded electronic book data to the home system 1310 modular connector 700 for processing. Alternatively, the home system 1310 may contain an internal modem 3103, which receives the signal and provides the received signal with embedded electronic book data
25 to the home system 1310 modular connector 700 for processing. In each embodiment, the modular connector 700 provides the embedded electronic book data to the digital logic 609 for further processing.

Figure 32 presents embodiments associated with the delivery of electronic books using wireless personal communications system (PCS) 3201 to a home system 1310. Electronic book data is encoded for delivery by the modular encoder 2541 and formatted and transmitted by the modular transmission subsystem 2542. The signal is then delivered over the PCS network 3201. The wireless PCS system may be, for example, a wireless LAN, digital cellular telephony network, analog cellular telephony network, digital cellular radio system, analog cellular radio system, digital pager network, analog pager network, or Personal Communication Network (PCN). This signal may provide for the dedicated or non-dedicated delivery of electronic book data. This signal may also provide for ordering access from the home system 1320 to the billing and collection system 278 or operations center 250, or the signal may be a means to provide access to the Internet or other public network through which electronic books are ordered and electronic book data is delivered. A wireless PCS receiver 3202 is used to receive the signal and provide the embedded electronic book data to the home system 1320 modular connector 700 for processing. Alternatively, the home system 258 may contain an internal wireless PCS receiver 3203 which receives the signal and provides the received signal with embedded electronic book data to the home system 1320 modular connector 700 for processing. In each embodiment, the modular connector 700 provides the embedded electronic book data to the digital logic 609 for further processing.

Returning to Figure 19, several embodiments are shown associated with the delivery of electronic books using a national or local television broadcaster's signal. The signal from the national broadcaster 1110 can be delivered to the home subsystem 258', 285", or 258''' using a satellite system 1122, using a broadcast affiliate 1112 terrestrially, or using a local cable system 1114. Alternatively, the local television broadcast affiliate 1112 can originate the signal which can be delivered to the home system 258', 258" or 258''' terrestrially, or using a local cable system 1114. In one embodiment, the video signal is an analog video signal and the electronic book data is embedded in the video signal. In another embodiment, the video signal is a digital video signal and the electronic book data is carried as an independent data stream.

In another embodiment, electronic book data may be embedded within the audio signal. In one embodiment, the audio signal is an analog audio signal. In another embodiment, the audio signal is a digital audio signal.

5 In yet another embodiment, the signal is a spread spectrum signal containing a digital data stream, requiring an appropriate spread spectrum receiver modular connector, such as the connector 700 of Figure 32, in the home system 258', 258" or 258''' to extract the electronic book data for processing by the digital logic 609. In this embodiment, the spread spectrum signal is transmitted in the same bandwidth as the video or audio signal, but below the noise level.

10 Alternatively, several embodiments are associated with the delivery of electronic books using a national or local radio broadcaster's signal. The signal from the national radio broadcaster can be delivered to the home system 258', 258" or 258''' using the satellite system 1122, or using a broadcast affiliate 1122. Alternatively, the radio broadcast affiliate 1122 can originate the signal, which can be delivered to the home system 258', 258" or 258''',
15 terrestrially. In one embodiment, the audio signal is an analog audio signal and the electronic book data is embedded in the audio signal. In another embodiment, the audio signal is a digital audio signal and the electronic book data is carried as an independent data stream. In yet another embodiment, the electronic book data is embedded in a sub-carrier of the analog audio broadcast. In a final embodiment, the signal is a spread spectrum signal containing a digital data
20 stream, requiring an appropriate spread spectrum receiver modular connector 700 in the home system 258', 258", or 258''' to extract the electronic book data for processing by the digital logic 609. In this embodiment, the spread spectrum signal is transmitted in the same bandwidth as the audio signal, but below the noise level.

In any of the delivery methods above, the delivery path may be used to establish
25 connectivity to the Internet, allowing Internet delivery of electronic book data as presented early in this section.

In an alternative delivery embodiment, the electronic book system can be modified, as was presented in Figure 15 and discussed above, to be used at public libraries, schools, bookstores, newspaper stands or stand-alone kiosks, for example. Public newsstands for electronic books and periodicals may be conveniently located, such at the corner store on a New York City street corner, at an airport, or even on an airplane. The main unit at the public library, school, bookstore, newsstand, or kiosk may be the file server 900 as shown in Figure 15. The file server 900 is a large electronic memory unit that can store thousands of books, newspapers, or periodicals. Various electronic storage means may be used in the file servers, such as hard disks, read-write CD ROMs and read-only CD ROMs. The controller 908 in Figure 15 is able to download books to public viewers 912. The bookstores or libraries can rent the public viewer 912 to customers with the text for one or two books loaded onto the public viewer 912. Alternatively, the customer may own the viewer. The customer returns to the file server 900 from time to time to receive textual data for a book, which the customer can read and delete or store permanently on the customer's own home system 258. Based on the specific information known about a customer, advertisements contained in the electronic books may be customized, creating a unique version of the downloaded newspaper, magazine, or book for each customer.

Electronic book data also may be delivered as content stored on physical devices like a floppy disk, magnetic tape, Smart Card device, Memory Stick device, or any other portable memory storage device and provided to a subscriber for transfer to the home system 258. Each electronic book memory storage device can contain a unique identifier, one or more electronic book files, and associated viewing authorization information. Viewing of any electronic book file from the memory device may be supported without restriction. Alternatively, some or all electronic book files on the memory device may be available for limited viewing or may require authorization from the billing and collection system 278 prior to being viewed. In this case, the home system 258 may contact the billing and collection system 278 for authorization prior to viewing.

When the electronic book is delivered on a portable storage medium, such as the Smart Card device or the Memory Stick device, the electronic book and its storage medium may be packaged in a manner that protects the storage device, and also provides a simulation of an actual book. Figure 33 is an example of a storage device 2600 that stores an electronic book portable storage medium. A Smart Card 2601 is held in place in a recess 2602 in a back panel 2603 of the storage device 2600. A front panel 2604 is attached to the back panel 2603 by a hinge 2605 that is placed at a back spine 2606 of the storage device 2600. The front panel 2604 may be operated to close over the back panel 2603 to completely cover the storage medium 2601. The front panel 2604 may incorporate a clasp, or similar locking device, that engages a corresponding detent 2608 in the back panel 2603 so as to securely close the storage device 2600.

The front panel 2604 of the storage device 2600 may include a cover 2609 that replicates a front cover, or dust jacket of a hard copy book corresponding to the electronic book. Similarly, the back panel 2603 may include a display similar to that existing on a back cover, or dust jacket of the corresponding hard copy book. A cover such as the cover 2609 may be a piece of paper or similar material that is inserted into the front panel 2604, for example. Alternately, the cover 2609 may be a permanently fixed replication of the front cover of the corresponding hard copy book. The resulting storage device 2600 may thus emulate the corresponding hard copy book, and may be stored on an actual bookshelf, or other storage area, in the same manner as the corresponding hard copy book.

Electronic book data may also be delivered from a machine or other device to the home system 258. Figure 34 shows a system 2700 of machines 2701 that are coupled by a communications network 2702. The communications network 2702 may be any wired or wireless system previously described herein. The communications network 2702 may also be an electrical distribution system, such as a home wiring system that is rated at 110 and 220 volts, for example. The system 2700 may include an interface 2703 through which the viewer 266 communicates with the machines 2701. For example, the interface 2703 may be a plug-in

device that may be inserted into a 110-volt wall socket. Such a device 2703 may include a wired or wireless interface to the viewer 266.

The machines 2701 may include a microprocessor 2710, a memory 2711, and a transceiver 2712, which may be incorporated in VLSI, for example. Included in the memory
5 2711 may be one or more electronic books that may be downloaded to the viewer 266, or otherwise viewed by the viewer 266 using the interface 2703. For example, a home appliance could include in its memory, an electronic technical manual related to the home appliance. To access the electronic technical manual, the viewer 266, through the interface 2703, may transmit a code or similar "handshake" to cause the microprocessor 2710 to transmit the
10 electronic technical manual, using the transceiver 2712, to the viewer 266.

The electronic book system 200 may also incorporate a book preview mechanism. Such a preview mechanism may provide the look and feel of browsing through a selection of books or magazines in a bookstore. Thus, the subscriber may browse electronic books, electronic magazines, and electronic newspapers, for example, before purchasing the electronic
15 books, newspapers or magazines. Electronic book previews were previously described with respect to Figures 14i and 14j. Such electronic book previews may be provided as an on-line service, an off-line service, or both.

The on-line electronic book preview mechanism may use an Internet web site, such as the web site 279, to display electronic book previews. To obtain an electronic book preview,
20 the subscriber may communicate with, or access, the web site 279 using the viewer 266, or one of the other devices shown in Figures 21a - 21g including the set top terminal 1220, the personal computer 1172 and the television 1171, for example. Once in communication with the Internet web site 279, the subscriber may select an electronic book preview to view from a list or menu, such as the menu 866 shown in Figure 13, for example, of available electronic
25 book previews. The selected electronic book preview may then be displayed on a web page of the Internet web site 279, and may be viewed on the viewer, 266, the television 1171 or the personal computer 1172, for example.

Other on-line sites may be used to display electronic book previews. In general, any addressable node, such as an e-mail address, for example, in a telecommunications network may be used as a display site for electronic book previews.

5 The electronic book previews may also be provided off-line, to be downloaded to the home system 258, for example. The subscriber may access the Internet web site 279 and download an electronic file that includes the electronic book preview. The electronic book preview may be stored in the library or the viewer, for example. The subscriber may then view the electronic book preview using the viewer 266, the television 1171, or the personal computer 1172, for example.

10 When the electronic book previews are provided for downloading to the home system 258, the electronic book previews may be provided in encrypted format or in unencrypted format.

15 The delivery methods discussed above that allow for dedicated, full time delivery can be used to provide continuous distribution of electronic book data including requested electronic books from subscribers, electronic books to be broadcast to all subscribers, updated menu contents, and updated advertising. For the delivery methods discussed above that allow for non-dedicated or user established connectivity, the operations center 250 may manage the timing and delivery of content by delivering the electronic book only when requested, or periodically, to ensure delivery for those home systems that may not be able to receive the
20 delivery. Finally, the delivery methods discussed above that are capable of two-way communication may be used to provide a return path to the operations center 250 or billing and collection system 278 for the purpose of ordering or requesting updated electronic book information.

25 Additionally, although the home system 258 is presented as an independent device that directly interfaces with the delivery system 200, the home system 258 may connect to the delivery system 200 through a set top terminal, TV, PC, radio, or any other device capable of receiving the signal provided by the delivery system 200. Additionally, the home system 258

may not be an independent apparatus, having some or all of its functionality supported within the set top terminal, TV, PC, radio, or any other device capable of receiving the signal provided by the delivery system.

e. Alternative Ordering Methods

5 Any of the delivery methods described in the section above are viable embodiments for providing access from the home system 258 to the billing and collection system 278 or operations center 250. In an embodiment, the modular connector 701, as shown in Figures 6b and 8, may be used to provide the specific protocol formatting and transmission processing to allow the home system 258 to use the communication path. In the embodiment where the
10 PSTN is used to provide access, the modular connector 701 includes the phone connector 270 and the modem 611 as depicted in Figure 6b. In the embodiment where the cellular phone system is used to provide access, the modular connector 701 includes the cellular phone or PCN phone 611' as depicted in Figure 6b.

f. Mobile Environments

15 A feature provided by the delivery methods using a wireless broadcast system 2801, satellite broadcast system 2901, wireless personal communication system 3201, or terrestrial television broadcast system, is mobility of the electronic book home system or viewer 266. This mobility allows for ordering and receiving electronic book data anytime or anywhere, from sitting on a beach in Florida to sitting on a bus in New York City. This mobility allows for the
20 delivery of electronic book data subscription products such as daily newspapers, monthly magazines, or books from book-of-the-month clubs. These subscription products may be delivered automatically to the appropriate home system 258 or electronic book viewer 266. Enhanced end-to-end error correction techniques can be added to the transmission system to ensure higher probability of receipt for these mobile environments. Additionally, transmission
25 methods may be implemented that resend packets of electronic book data, changing their delivered order on each resend, to improve likelihood of receipt. For lower bandwidth mobile environments, an electronic book file may be broken up into packets and the packets sent a

limited number of times. If the electronic book file is not received completely, the electronic book viewer 266 may initiate a request to the operations center 250 to resend only that portion of the electronic book file yet to be received.

5 A variety of delivery mechanisms, systems and methods have been described for ordering and delivery of electronic books. One of ordinary skill in the art will recognize that the above description is that of preferred embodiments of the invention and that various changes and modifications may be made thereto without departing from the spirit and scope of the invention as defined in the following claims.

What is claimed is:

1. An apparatus that provides electronic books to a subscriber, comprising;
a processor that communicates with an electronic book ordering site, the processor supplying an electronic book selection and a processor identification;
5 a transmitter, coupled to the processor, that sends the electronic book selection and the processor identification to the ordering site;
a receiver module that receives a data signal and a local authorization code, wherein the data signal comprises an encrypted electronic book selection and wherein the local authorization code allows the data signal to be decrypted for viewing; and
10 a memory coupled to the receiver module, the memory storing the received authorization code until needed for decrypting the data signal.
2. The apparatus of claim 1, further comprising:
a viewer capable of receiving data, wherein the viewer, comprises:
15 a decryptor that decrypts the data signal,
a display that displays pages of the electronic book,
a book memory that stores the electronic book, and
a control module that controls viewing of the electronic book.
3. The apparatus of claim 2, wherein the receiver module, the processor, the transmitter and the memory are contained in a library unit, the apparatus further comprising an interface
20 between the library unit and the viewer.
4. The apparatus of claim 3, wherein the library unit further comprises an external interface to an external receiver, the external receiver receiving the data signal, the external interface transmitting the data signal to the library unit.
5. The apparatus of claim 4, wherein the external receiver is a television receiver.
- 25 6. The apparatus of claim 4, wherein the external receiver is a radio receiver.
7. The apparatus of claim 4, wherein the external receiver is a spread spectrum receiver.
8. The apparatus of claim 4, wherein the external receiver is a modem.

9. The apparatus of claim 2, wherein the receiver module, the processor, the transmitter and the memory are contained in a set top terminal operably connected to a television, and wherein the receiver module receives broadcast television program signals, the data signal multiplexed with the television program signals, the apparatus further comprising a demultiplexer
5 to demultiplex the data signal and the television program signals.
10. The apparatus of claim 2, wherein the receiver module, the transmitter, the memory and the processor are contained on a smart card incorporated into a digital television, and wherein the receiver module receives broadcast television program signals, the data signal multiplexed with the television program signals, the apparatus further comprising a demultiplexer to
10 demultiplex the data signal and the television program signals.
11. The apparatus of claim 2, wherein the receiver module, the processor, the transmitter, and the memory are contained on a smart card incorporated into a digital television, and wherein the digital television comprises a receiver that receives broadcast television program signals.
- 15 12. The apparatus of claim 2, wherein the digital television further comprises a demultiplexer that demultiplexes the received digital broadcast television program signals and the data signal.
13. The apparatus of claim 2, wherein the receiver module, the processor, the transmitter, and the memory are incorporated into a personal computer.
- 20 14. The apparatus of claim 13, wherein the personal computer further comprises a connector that couples the personal computer to a digital television, the digital television comprising a second receiver that receives the digital broadcast television program signals and the data signal, and wherein the receiver module receives the local authorization code and the data signal and the personal computer sends the data signal and the local authorization code
25 to decrypt the data signal.
15. The apparatus of claim 14, wherein the connector is one of a radio frequency connector, an infra red connector and a wired connector.

16. The apparatus of claim 15, wherein the wired connector comprises RS-232 connections and an RS-232 cable.
17. The apparatus of claim 1, wherein the transmitter comprises one of a telephone modem, a cable modem, a wireless modem, an asymmetric digital subscriber line (ADSL) connector, an integrated services digital network (ISDN) connector, T1 and T3 lines, a fiber optic connector, a local area net (LAN) connector and a satellite antenna connector.
18. The apparatus of claim 1, further comprising an interface that receives the data signal and the authorization code, wherein the interface comprises one of a radio frequency connector, a telephone modem, a cable modem, a wireless modem, an asymmetric digital subscriber line connector, an integrated digital services network connector, T1 and T3 lines, a fiber optic connector, and a local area net connector and a satellite antenna connector.
19. The apparatus of claim 1, wherein the data signal includes electronic book data, wherein the processor generates an electronic book menu based on the received electronic book data, and wherein the apparatus further comprises a remote control, the remote control sending commands to scroll the electronic book menu and to select a desired electronic book for ordering.
20. The apparatus of claim 19, wherein the remote control is one of a wired control, an infra red control, a radio frequency control, and a laser control.
21. The apparatus of claim 1, wherein the electronic books are provided using a cable television network.
22. The apparatus of claim 1, wherein the electronic books are provided using over-the-air broadcast.
23. The apparatus of claim 22, wherein the over-the-air broadcast is provided from a national broadcaster.
24. The apparatus of claim 22, wherein the over-the-air broadcast is provided from a broadcast affiliate.

25. The apparatus of claim 1, wherein the electronic books are provided using a satellite broadcast, and wherein the satellite broadcast includes one or more of a direct-to-home broadcast, a video network distribution broadcast, a point-to-point broadcast, a point-to-multipoint broadcast, a regional broadcast, and a forward communications service broadcast.
- 5 26. The apparatus of claim 1, wherein the ordering site includes one of a local cable system, a broadcast affiliate, a national broadcaster, an Internet web site, an intranet site, an electronic book store and an electronic library.
27. The apparatus of claim 26, wherein the transmitter sends the electronic book selection to the local cable system, the local cable system returning the local authorization code.
- 10 28. The apparatus of claim 27, wherein the local authorization code is multiplexed with digital broadcast television program signals.
29. The apparatus of claim 26, wherein the transmitter sends the electronic book selection to the broadcast affiliate, the broadcast affiliate returning the local authorization code.
30. The apparatus of claim 29, wherein the local authorization code is multiplexed with
15 digital broadcast television program signals.
31. The apparatus of claim 26, wherein the transmitter sends the program selection to the national broadcaster, the national broadcaster returning the local authorization code.
32. The apparatus of claim 31, wherein the local authorization code is multiplexed with digital broadcast television program signals.
- 20 33. The apparatus of claim 26, wherein the ordering site comprises an authorization system, the authorization system receiving the electronic book selection and generating an authorization signal, the authorization signal providing the local authorization code.
34. The apparatus of claim 33, wherein the ordering site is colocated with one of the local cable company, the broadcast affiliate and the national broadcaster.
- 25 35. The apparatus of claim 33, wherein the ordering site system includes a billing system, the billing system receiving the authorization signal and generating a billing record.
36. The apparatus of claim 35, wherein the billing record debits a subscriber's account.

37. The apparatus of claim 35, wherein the billing system sends the billing record to a subscriber for payment.
38. The apparatus of claim 35, wherein the billing system charges a subscriber's credit card account.
- 5 39. The apparatus of claim 1, wherein the ordering site comprises an Internet web site, wherein the web site includes an electronic book menu, the web site receiving the electronic book selection and generating the local authorization code.
40. The apparatus of claim 39, wherein the ordering site includes a billing system, the billing system receiving the local authorization code and generating a billing record.
- 10 41. The apparatus of claim 1, wherein the local authorization code, comprises:
an identification code; and
an address; and
one or more electronic book identifiers, wherein the identification code uniquely identifies the apparatus receiving electronic book access authorization, the address identifies
15 a location of the apparatus and routing instructions, and the one or more electronic book identifiers specify the electronic books that are authorized for decrypting.
42. The apparatus of claim 1, wherein the local authorization code includes an expiration, wherein upon occurrence of the expiration, the selected electronic book cannot be decrypted using the local authorization code.
- 20 43. The apparatus of claim 1, wherein the electronic book selection comprises a subscription.
44. The apparatus of claim 43, wherein the subscription is for an electronic newspaper.
45. The apparatus of claim 43, wherein the subscription is for an electronic magazine.
46. The apparatus of claim 43, wherein the subscription is received at the apparatus
25 periodically upon a log on of the apparatus.
47. The apparatus of claim 1, wherein the data signal further comprises a menu of available electronic books.

48. The apparatus of claim 47, wherein the menu includes an electronic book abstract, author, cost and year of publication of an original hard copy text.
49. The apparatus of claim 47, wherein the menu includes a review of the electronic book.
50. The apparatus of claim 47, wherein the menu includes a hypertext link to a web site on
5 an Internet.
51. The apparatus of claim 47, wherein the menu includes submenus.
52. The apparatus of claim 51, wherein the submenus include an electronic book selection confirmation submenu.
53. The apparatus of claim 47, wherein the menu is displayed on a web page of an Internet,
10 the web page including a home page and additional pages, the home page and the additional pages accessible by operation of forward, back and home buttons.
54. The apparatus of claim 47, wherein the menu is provided in a hard-copy format, the hard copy format including electronic book identifiers.
55. The apparatus of claim 54, wherein one or more of the electronic book identifiers are
15 entered into the apparatus to send the electronic book selection.
56. The apparatus of claim 55, wherein the electronic book identifiers are entered into the apparatus by operation of a remote control coupled to the apparatus.
57. The apparatus of claim 55, wherein the electronic book identifiers are entered into the apparatus by operation of a soft key board displayed on a viewer.
- 20 58. The apparatus of claim 55, wherein the electronic book identifiers are entered into the apparatus by operation of a key board coupled to a personal computer.
59. A system for distributing an electronic book from a remote site to an apparatus capable of viewing the electronic book, comprising:
- 25 an electronic book distribution point;
a network coupled to the distribution point; and
an electronic book device coupled to the network, the electronic book device, comprising:

an electronic book viewer, and

an electronic book home subsystem, the subsystem, comprising:

an interface to the network, and

a memory that stores the electronic book.

- 5 60. The system of claim 59, wherein the electronic book device further comprises:
a receiver that receives an encrypted electronic book;
a decryptor that decrypts the encrypted electronic book for viewing; and
a transmitter that transmits data related to electronic books to the system, wherein the
data comprises one or more of electronic book ordering data, subscriber preferences and
10 subscriber data.
61. The system of claim 59, wherein the distribution point is a national broadcaster.
62. The system of claim 61, wherein the national broadcaster is a television program
broadcaster.
63. The system of claim 62, wherein electronic book data is multiplexed with television
15 program signals, the electronic book data including the electronic book.
64. The system of claim 62, wherein the television program broadcaster is one of a cable
television broadcaster, a satellite television broadcaster, an over-the-air television broadcaster
and a wireless television broadcaster.
65. The system of claim 64, wherein the cable television broadcaster broadcasts television
20 programs using one of a coaxial cable network, a totally fiber network, a hybrid fiber/coaxial
network, and a fiber to curb network.
66. The system of claim 65, further comprising a local cable system, the local cable system
receiving the multiplexed television programs and electronic book data from the national
broadcaster, and transmitting the multiplexed television programs and electronic book data to
25 the electronic book subsystem.

67. The system of claim 61, wherein the national broadcaster is a radio program broadcaster, and wherein the electronic book data and radio program signals are combined in a single radio broadcast.
68. The system of claim 59, wherein the distribution point is an Internet web site.
- 5 69. The system of claim 59, wherein the distribution point is an intranet site.
70. The system of claim 59, wherein the distribution point is an electronic book store.
71. The system of claim 59, wherein the distribution point is an electronic library.
72. The system of claim 59, wherein the distribution point, comprises:
a processor that writes the electronic book to a portable, fixed memory device, the
10 memory device capable of being coupled to the electronic book system.
73. The system of claim 59, further comprising:
a broadcast television reception device coupled to the network and the electronic book
system, the broadcast television device receiving a broadcast television signal, wherein the
broadcast television signal is a digital multiplex signal, wherein electronic book data is
15 multiplexed with television program signals in the broadcast television signal, and wherein the
broadcast television reception device comprises a communications device that receives data
from and transfers data to an external source; and
a computer coupled to the broadcast television reception device and the external
source, wherein the computer processes the digital multiplex signal to provide demultiplexed
20 electronic book data.
74. The system of claim 73, wherein the electronic book data comprises the electronic book and electronic book menu data, the electronic book menu data including information related to electronic books available for delivery to the electronic book device.
75. The system of claim 73, wherein the electronic book data comprises an electronic
25 book, and the external source generates electronic book menu data.
76. The system of claim 75, wherein the electronic book menu data is displayed as an electronic book menu on the computer, and wherein a desired electronic book is ordered for

a delivery to the electronic book device by selecting the desired electronic book from the displayed electronic book menu, the computer sending an electronic book order request to the external source to initiate the delivery.

5 77. The system of claim 75, wherein the electronic book menu data is displayed as an electronic book menu on the viewer, and wherein a desired electronic book is ordered for a delivery to the electronic book device by selecting the desired electronic book from the displayed electronic book menu, the viewer sending an electronic book order request to initiate the delivery.

10 78. The system of claim 77, wherein the order request is sent to the broadcast television reception device and the broadcast television reception device sends the order request to the electronic book distribution point.

79. The system of claim 77, wherein the order request is sent to the broadcast television reception device and the broadcast television reception device sends the order request to the external source.

15 80. The system of claim 79, wherein the external source is an Internet web site.

81. The system of claim 79, wherein the external source is an electronic book bookstore.

82. The system of claim 79, wherein the external source is an electronic library.

83. The system of claim 77, wherein the viewer, comprises:

20 a memory that stores the menu data;
a processor that generates the electronic book menu using the menu data; and
a display that displays the electronic book menu.

84. The system of claim 73, wherein the broadcast television reception device is a digital set top terminal.

25 85. The system of claim 73, wherein the broadcast television reception device is a digital television, the digital television comprising a smart card that receives the multiplexed television program signals and provides the electronic book data.

86. The system of claim 73, wherein the broadcast television reception device is a digital television, the digital television comprising a smart card that receives the multiplexed television program signals and provides the electronic book data, the digital television comprising the computer, the digital television further comprising an interface that receives commands from a subscriber, the commands including commands to preview and order the electronic book.
87. The system of claim 86, wherein the interface is one of a remote control, a wireless keyboard, a wired keyboard and a soft keyboard.
88. The system of claim 73, wherein the broadcast television reception device is a digital television, the digital television, comprising:
- 10 a smart card that receives the multiplexed television program signals and provides the electronic book data; and
- the electronic book home subsystem.
89. The system of claim 73, wherein the broadcast television reception device comprises a computer, the computer comprising:
- 15 a television receiver; and
- the electronic book home subsystem.
90. The system of claim 73, wherein the broadcast television reception device comprises a computer, the computer comprising:
- 20 a television receiver; and
- the electronic book device.
91. The system of claim 73, wherein the broadcast television reception device includes a connection to an alternate telecommunications network, the alternate telecommunications network providing the electronic book data, the connection comprising one or more of a wired data connection, a wireless data connection, a wired telephone connection, a wireless telephone connection, and a radio connection.
- 25 92. The system of claim 59, wherein the electronic book device further comprises:
- a digital television receiver coupled to the network; and

a connection coupled to an alternate network, the alternate network capable of providing the electronic book data, the connection comprising one or more of a wired data connection, a wireless data connection, a wired telephone connection, a wireless telephone connection, and a radio connection.

- 5 93. An apparatus that provides electronic book ordering and distribution, comprising:
a terminal that displays electronic books and generates electronic book orders;
an order and authorization system that receives an electronic book order from the
terminal and generates an authorization signal that authorizes access to an electronic book; and
a broadcaster coupled to the order and authorization system that sends the electronic
10 book to the terminal, wherein the electronic book is multiplexed with digital broadcast television
programs, wherein the broadcaster receives the authorization signal, the authorization signal
providing a local authorization code addressed to the terminal, the local authorization code
allowing the terminal to decrypt and display the electronic book.
- 15 94. The apparatus of claim 93, wherein the authorization signal is multiplexed with the
digital broadcast television programs, and wherein the terminal demultiplexes the authorization
signal to access the program.
95. The apparatus of claim 93, wherein the authorization signal is transmitted by the order
and authorization system to the terminal.
- 20 96. The apparatus of claim 93, wherein the electronic book is listed in an electronic book
guide.
97. The apparatus of claim 96, wherein the electronic book guide is an electronic guide.
98. The apparatus of claim 97, wherein the electronic guide is provided on an Internet web
site, and wherein the terminal accesses the web site to receive the electronic guide.
- 25 99. The apparatus of claim 97, wherein the electronic guide is provided on an Internet web
site, and wherein the terminal accesses the web site to view the electronic guide.
100. The apparatus of claim 97, wherein the electronic guide is broadcast to the terminal by
the broadcaster.

101. The apparatus of claim 97, wherein the electronic guide is a list of available electronic books, the list capable of being scrolled to show all available electronic books.
102. The apparatus of claim 97, wherein the electronic book is one of a single electronic book, a multiple electronic book and an electronic subscription.
- 5 103. The apparatus of claim 102, wherein the electronic subscription is an electronic magazine.
104. The apparatus of claim 102, wherein the electronic subscription is an electronic newspaper.
105. The apparatus of claim 102, wherein the electronic subscription is provided to the
10 terminal by broadcast on a periodic basis, the terminal receiving the electronic subscription upon one of power on and log on.
106. The apparatus of claim 93, further comprising a billing system coupled to the order and authorization system, the billing system receiving the electronic book order and generating a billing record.
- 15 107. The apparatus of claim 93, wherein the billing record is used to debit a cash card included in the terminal, the billing system sending a debit signal corresponding to the billing record to the terminal.
108. The apparatus of claim 93, wherein the broadcaster is a national broadcaster.
109. The apparatus of claim 93, wherein the broadcaster is a broadcast affiliate.
- 20 110. The apparatus of claim 93, wherein the broadcaster is a local cable company.
111. The apparatus of claim 93, wherein the broadcaster is a digital satellite broadcaster.
112. The apparatus of claim 93, wherein the digital broadcast television programs are provided over-the-air.
113. The apparatus of claim 93, wherein the digital broadcast television programs are
25 provided over a cable television system.
114. The apparatus of claim 93, wherein the digital broadcast television programs are provided over a satellite system.

115. The apparatus of claim 93, wherein the order and authorization system and the broadcaster are collocated.
116. The apparatus of claim 93, wherein the order and authorization system and the broadcaster are collocated with a billing system.
- 5 117. The apparatus of claim 93, wherein the local authorization code includes a terminal address, a routing indicator, and a terminal identifier.
118. The apparatus of claim 117, wherein the local authorization code further includes an electronic book identifier, and wherein the broadcaster broadcasts a plurality of electronic books, the terminal decrypting and displaying only an electronic book identified by the
10 electronic book identifier.
119. A system that provides broadcast electronic book ordering and delivery, comprising:
a terminal in a telecommunications network;
a processor system that receives an electronic book order for delivery to the terminal
in the telecommunications network and generates an authorization signal that authorizes access
15 to an electronic book; and
a delivery system coupled to the processor system that receives the authorization signal
and sends the electronic book to the terminal, wherein the electronic book is multiplexed with
other broadcast programs as a multiplex broadcast, and wherein the authorization signal
provides a local authorization code addressed to the terminal, the local authorization code
20 allowing the terminal to demultiplex, decrypt and display the electronic book.
120. The system of claim 119, wherein the other broadcast programs are digital broadcast programs, wherein the local authorization code is multiplexed with the digital broadcast programs, and wherein the terminal demultiplexes the local authorization code to access the electronic book.
- 25 121. The system of claim 119, wherein the local authorization code is transmitted by the processor system to the terminal.

122. The system of claim 119, wherein available electronic books are listed in an electronic book guide.
123. The system of claim 122, wherein the electronic book guide is a hard copy guide.
124. The system of claim 122, wherein the electronic book guide is an electronic guide.
- 5 125. The system of claim 124, wherein the electronic guide is provided on an Internet web site, and wherein the terminal accesses the web site to receive the electronic guide.
126. The system of claim 124, wherein the electronic guide is broadcast to the terminal by the delivery system.
127. The system of claim 124, wherein the electronic guide is a list of available electronic
10 books, the list capable of being scrolled to show available electronic books.
128. The system of claim 119, wherein the processor system gathers subscriber specific data for a subscriber, generates subscriber specific menu data, based on the subscriber specific data and provides a subscriber specific menu, based on the subscriber specific menu data, for viewing.
- 15 129. The system of claim 128, wherein the subscriber specific data includes one of electronic books ordered, demographic data and subscriber queries.
130. The system of claim 129, wherein the electronic books ordered data is based on electronic books delivered to the terminal.
131. The system of claim 119, wherein the other broadcast programs are electronic books.
- 20 132. The system of claim 119, wherein the other broadcast programs are television programs.
133. The system of claim 119, wherein the other broadcast programs are radio programs.
134. The system of claim 133, wherein the radio programs are analog radio programs.
135. The system of claim 134, wherein the electronic books are carried in a sub-carrier of
25 a analog radio program broadcast.
136. The system of claim 133, wherein the radio programs are digital radio programs.
137. The system of claim 136, wherein a radio broadcast is a spread spectrum broadcast.

138. The system of claim 119, wherein the other broadcast programs are telephony signals.
139. The system of claim 119, wherein the multiplex broadcast is a satellite broadcast.
140. The system of claim 139, wherein the satellite broadcast is a direct broadcast.
141. The system of claim 134, wherein the satellite is a digital audio broadcast.
- 5 142. The system of claim 134, wherein the satellite broadcast is a direct to home satellite broadcast.
143. The system of claim 139, wherein the satellite broadcast is a video network distribution broadcast.
144. The system of claim 139, wherein the satellite broadcast is a point-to-point broadcast.
- 10 145. The system of claim 139, wherein the satellite broadcast is a point-to-multipoint broadcast.
146. The system of claim 139, wherein the satellite broadcast is a mobile data and telephony broadcast.
147. The system of claim 139, wherein the satellite broadcast is an analog video broadcast.
- 15 148. The system of claim 139, wherein the satellite broadcast is a regional broadcast:
149. The system of claim 139, wherein the satellite broadcast is a forward communications service hosted on a communications repeater.
150. The system of claim 144, wherein the communications repeater is located on a flying balloon.
- 20 151. The system of claim 144, wherein the communications repeater is located on an airplane.
152. The system of claim 119, wherein the multiplex broadcast comprises a digital video broadcast.
153. The system of claim 119, wherein the delivery system comprises a wired data network.
- 25 154. The system of claim 153, wherein the wired data network is one of a metallic wired network and fiber wired network, wherein the wired data network supports one or more of

HDSL, ADSL, DSL, ISDN, T1, T3, SONET, ATM, X.25, frame relay, and Switched MultiMegabit Data Service (SMDS) protocols.

155. The system of claim 119, wherein the delivery system comprises a wireless communications network.

5 156. The system of claim 155, wherein the wireless communication network is one of a wireless local area network, a digital cellular network, an analog cellular network, a digital pager network, and a personal communication network.

157. The system of claim 155, wherein the wireless communications network supports one or more of a Global Systems for Mobile Communications (GSM) standards, time division multiple access (TDMA), code division multiple access (CDMA), and Advanced Mobile Telephone System (AMPS).

158. The system of claim 155, wherein the wireless communications network comprises one or more of a microwave multipoint delivery system (MMDS), a local multipoint delivery system (LMDS), an Instructional Television Fixed Service (ITFS) system, a point-to-point microwave broadcast system, a point-to-multipoint microwave broadcast system, a wireless video system and a wireless ATM network.

159. The system of claim 119, wherein the terminal, comprises:
a library module, comprising:
a digital logic,
20 a removable storage device coupled to the digital logic, wherein the removable storage device stores electronic book data including one or more electronic books,
a modular connector coupled to the digital logic and the removable storage device, wherein the modular connector receives an incoming data signal, strips electronic book data from the incoming data signal, and transfers the electronic book data to the digital logic,
25 and wherein the digital logic performs error checking and reads an address of the electronic book data, and

a receiving device coupled to the digital logic and the removable storage device, wherein the receiving device receives data including electronic book data, and transfers information to the delivery system; and

a viewer module, comprising:

5 an interface module that receives the electronic book data from the library module, and

a display that displays the ordered electronic book.

160. The system of claim 159, wherein the receiving device is one of a modem, an interface device, and a Digital Terminating Equipment (DTE) device.

10 161. The system of claim 160, wherein the modem is one or more of cable modem, a satellite modem, a wired telephone modem, a wireless telephone modem, a wired data modem, and a wireless data modem.

15 162. The system of claim 159, wherein the receiving device is one or more of an HDSL modem, an ADSL modem, a DSL modem, and ISDN terminal equipment device, a T1 digital service unit (DSU), a T3 DSU, a fiber user network interface (UNI) device, an ATM UNI, an X.25 DTE, a frame assembler/deassembler, a local area network interface device, and a SMDS subscriber network interface device.

163. The system of claim 159, wherein the viewer module and the library module are contained in a single housing.

20 164. The system of claim 159, wherein the viewer module is contained in a first portable housing and the library module is contained in a second portable housing.

165. The system of claim 159, wherein the library module is contained in a set top terminal.

166. The system of claim 159, wherein the library module is contained in a television.

167. The system of claim 159, wherein the library module is contained in a computer.

25 168. The system of claim 159, wherein the terminal comprises a connector, the connector configured to receive the multiplex broadcast from one or more of a television, a set top terminal, a computer and a radio.

169. The system of claim 159, wherein the terminal, comprises:
an internal cable modem;
a tuner coupled to the modem, the tuner capable of tuning to a channel carrying the
multiplex broadcast;
- 5 a demodulator that demodulates the multiplex broadcast; and
a modular connector that connects the terminal and the delivery system.
170. The system of claim 159, wherein the multiplex broadcast comprises an audio signal,
and wherein the terminal comprises an audio-capable connector that extracts electronic book
data from the audio signal.
- 10 171. The system of claim 170, wherein the audio signal is a digital audio signal.
172. The system of claim 170, wherein the audio signal is an analog audio signal.
173. The system of claim 119, wherein the multiplex broadcast is a spread spectrum signal
comprising a digital data stream, the digital data stream comprising the electronic book, and
wherein the terminal comprises a spread spectrum receiver.
- 15 174. The system of claim 173, wherein the spread spectrum signal is a same bandwidth as
a video signal, but is below a noise level of the video signal.
175. The system of claim 119, wherein the terminal, comprises:
a satellite antenna; and
a satellite receiver.
- 20 176. The system of claim 175, wherein the satellite antenna and the satellite receiver are
analog.
177. The system of claim 175, wherein the satellite antenna and the satellite receiver are
digital.
178. The system of claim 119, wherein the multiplex broadcast is provided to a library, and
25 wherein the library comprises an interface to transmit the electronic book to the terminal.
179. The system of claim 178, wherein the interface comprises an intranet.
180. The system of claim 178, wherein the interface comprises a local area network.

181. The system of claim 180, wherein the interface comprises an Internet web site.
182. The system of claim 180, wherein the interface comprises a removable memory device.
183. The system of claim 119, wherein the multiplex program is provided to a bookstore, and wherein the bookstore comprises an interface to transmit the electronic book to the
5 terminal.
184. The system of claim 183, wherein the interface comprises a removable memory device.
185. The system of claim 183, wherein the interface comprises an Internet web site.
186. The system of claim 183, wherein the interface comprises a wired connection.
187. The system of claim 119, wherein the multiplex program is provided at a kiosk.
- 10 188. The system of claim 187, wherein the electronic book includes one of an electronic newspaper and an electronic magazine, and wherein the kiosk comprises an interface to transmit the electronic book to the terminal.
189. The system of claim 188, wherein the interface comprises a wired connection.
190. The system of claim 188, wherein the interface comprises a removable memory device.
- 15 191. The system of claim 119, wherein the delivery system is a dedicated electronic book delivery system.
192. The system of claim 119, wherein selected available electronic books are broadcast continuously.
193. The system of claim 119, wherein a set of selected available electronic books is
20 changed periodically.
194. The system of claim 119, wherein the electronic book is provided on a trial basis.
195. The system of claim 194, wherein an access to the trial electronic book may be revoked after a set time.
196. The system of claim 195, wherein the revocation may be prevented by purchasing the
25 trial electronic book.
197. The system of claim 119, wherein a portion of the electronic book is provided to the terminal in an unencrypted format.

198. The system of claim 197, wherein the authorization code for a remainder of the electronic book is provided to the terminal upon purchasing the electronic book.
199. The system of claim 119, wherein the processor system generates data packets corresponding to the electronic book, and wherein the delivery system delivers the data
5 packets in response to the electronic book order.
200. The system of claim 199, wherein the terminal requests resending of failed data packets.
201. The system of claim 119, wherein the processor system, comprises:
an encryption module that encrypts the electronic book;
10 an error correction module that corrects errors in electronic book data; and
a memory that stores electronic books for delivery.
202. The system of claim 119, wherein the electronic book is sent multiple times to the terminal.
203. The system of claim 202, wherein the terminal provides a receipt indication to the
15 delivery system when the electronic book has been received, the delivery system ceasing
delivery of the electronic book upon receiving the receipt indication.
204. The system of claim 119, wherein the electronic book is preauthorized for delivery to the terminal.
205. The system of claim 119, wherein the electronic book order is sent from the terminal
20 to the processor system using a telephone network.
206. The system of claim 205, wherein the telephone network is one of a Plain Old Telephone network and a Public Switched Telephone Network.
207. The system of claim 205, wherein the electronic book order is sent using one of T1
lines, T3 lines, Integrated Services digital Network lines, Asymmetric Digital Subscriber Lines,
25 and fiber optic lines.
208. The system of claim 119, wherein the electronic book order is sent from the terminal to the processor system using an Internet web site.

209. The system of claim 208, wherein the Internet web site recognizes a terminal that placed an electronic book order based on one of an automatic number identification, a user name, a user identification, an Internet address, and browser cookies.
210. The system of claim 209, wherein the Internet web site generates customized electronic book ordering for the terminal using the browser cookies, wherein the customized electronic book ordering includes one or more of an individualized menu, individualized menu navigation, and an individualized electronic book order.
211. The system of claim 119, wherein the electronic book order is sent from the terminal to the processor system using a cable television system.
- 10 212. The system of claim 119, wherein the electronic book order is sent from the terminal to the processor system using a wireless modem and a wireless network.
213. The system of claim 119, wherein the electronic book is delivered to an e-mail address.
214. The system of claim 213, wherein the authorization signal is delivered to the e-mail address.
- 15 215. The system of claim 213, wherein the authorization signal is delivered to the terminal.
216. The system of claim 119, wherein the electronic book order is sent to the processor system over a local area network.
217. A system for delivering electronic books, comprising:
a plurality of machines, a machine of the plurality of machines, comprising:
20 a microprocessor,
a transceiver coupled to the microprocessor, and
a memory coupled to the microprocessor that stores one or more electronic books related to the machine;
a network coupled to the plurality of machines;
25 an interface coupled to the network; and

an electronic book viewer operably couplable to the interface, wherein on a command from the electronic book viewer, the machine transmits an electronic book from the memory to the electronic book viewer.

218. The system of claim 217, wherein the network is a 120-volt distribution system.
- 5 219. The system of claim 217, wherein the network is a wireless home network.
220. The system of claim 217, wherein the network is a wired home network.

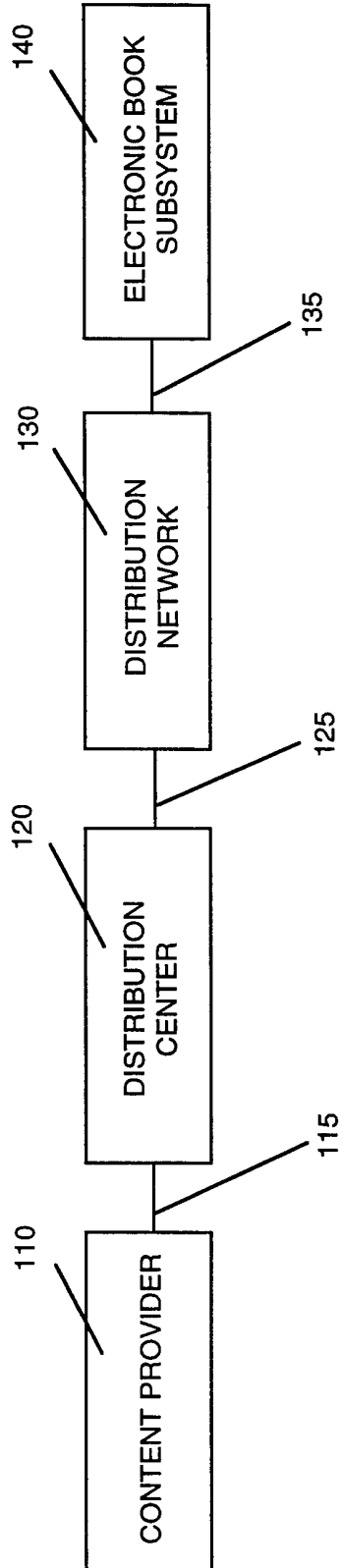


Fig. 1a

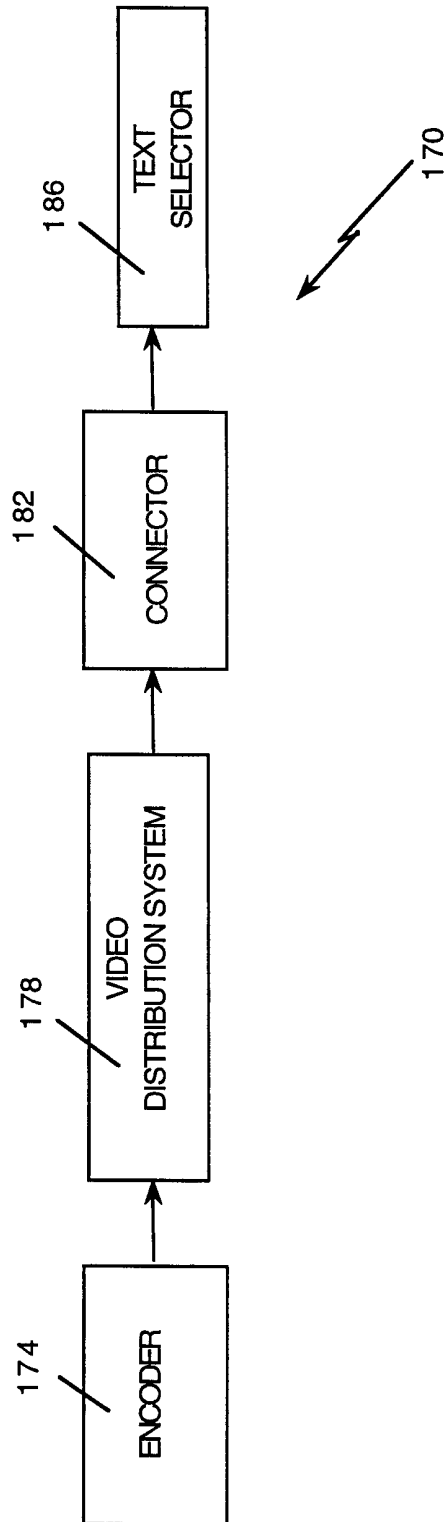


Fig. 1b

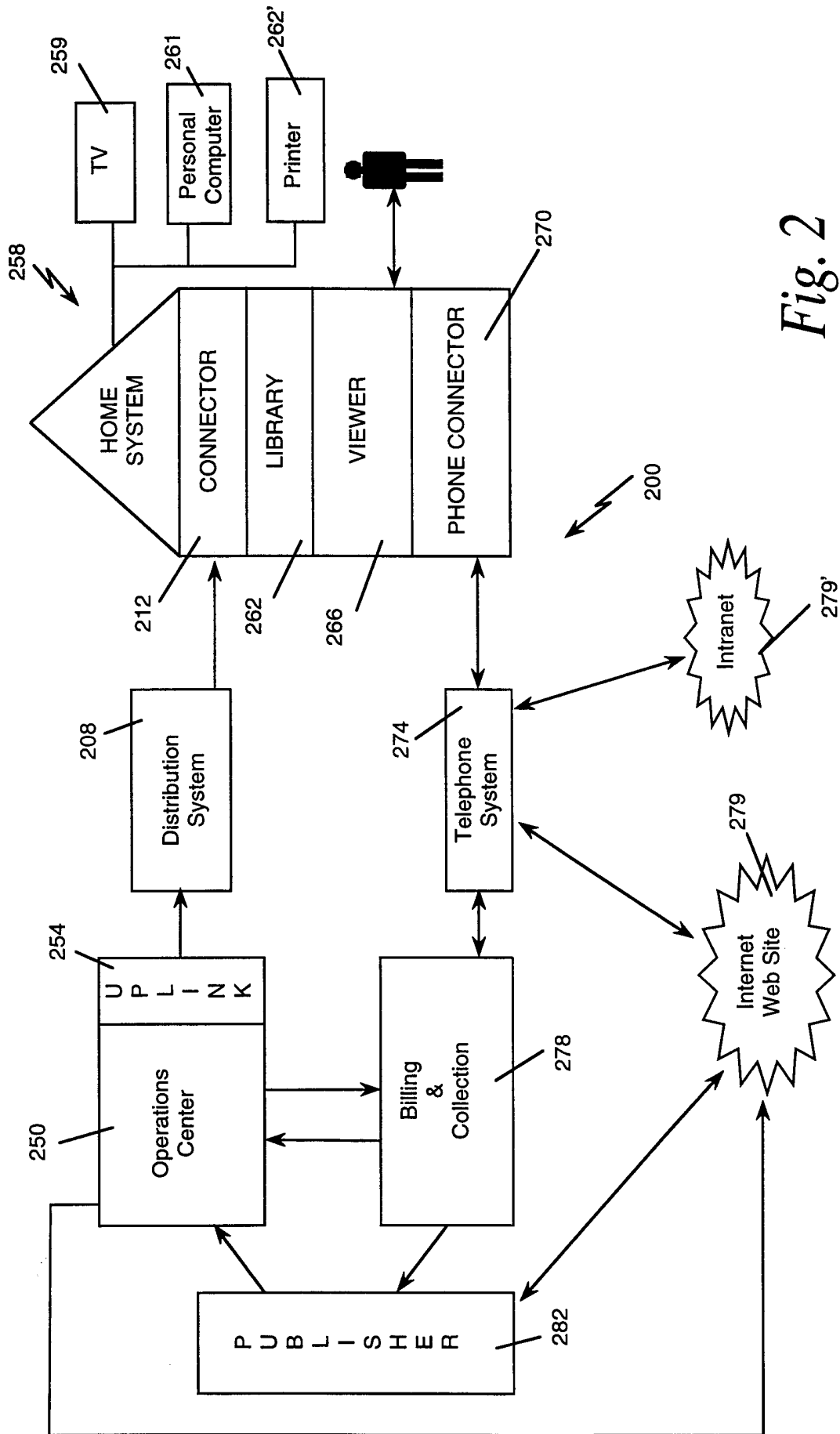


Fig. 2

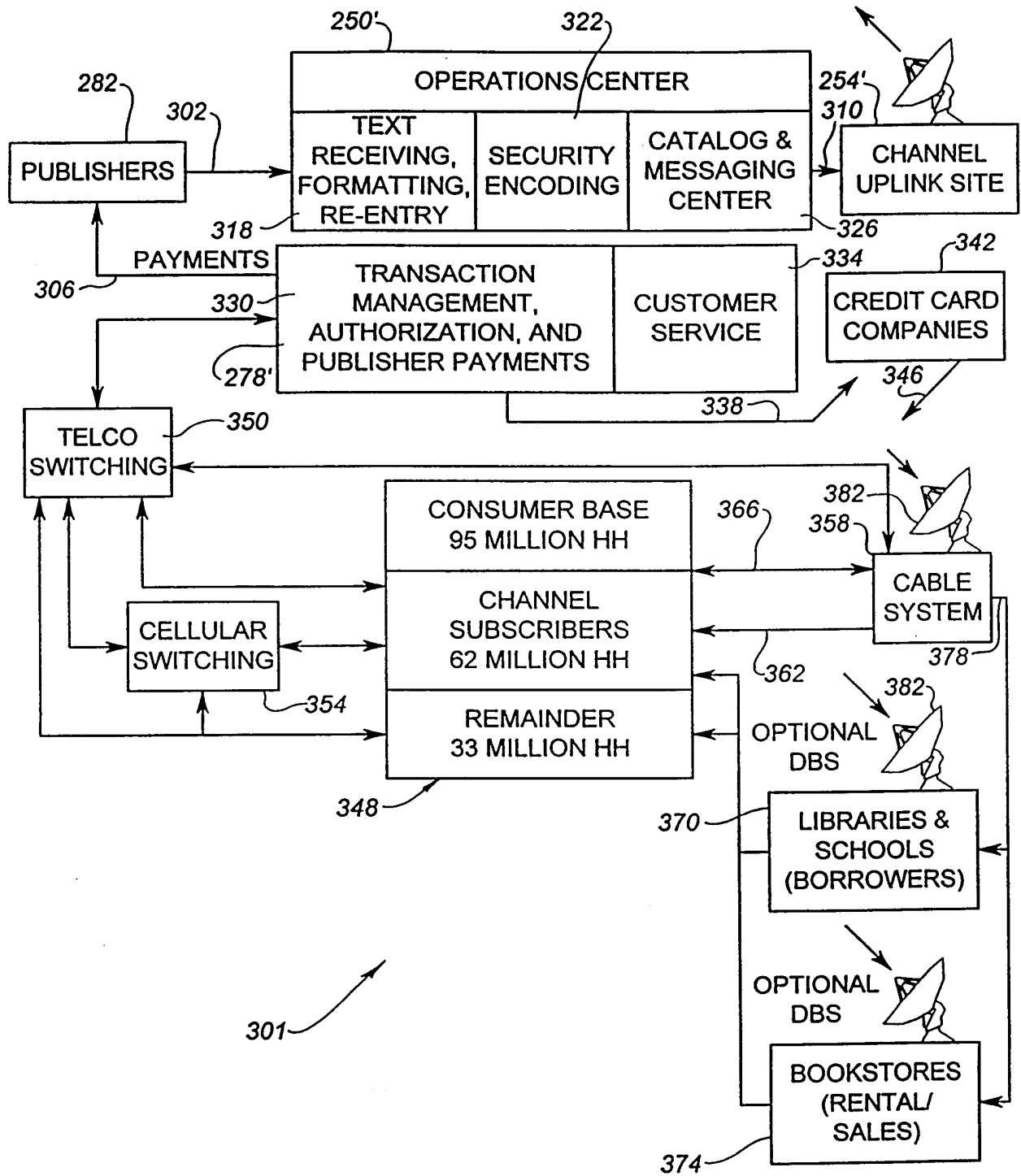


Fig. 3

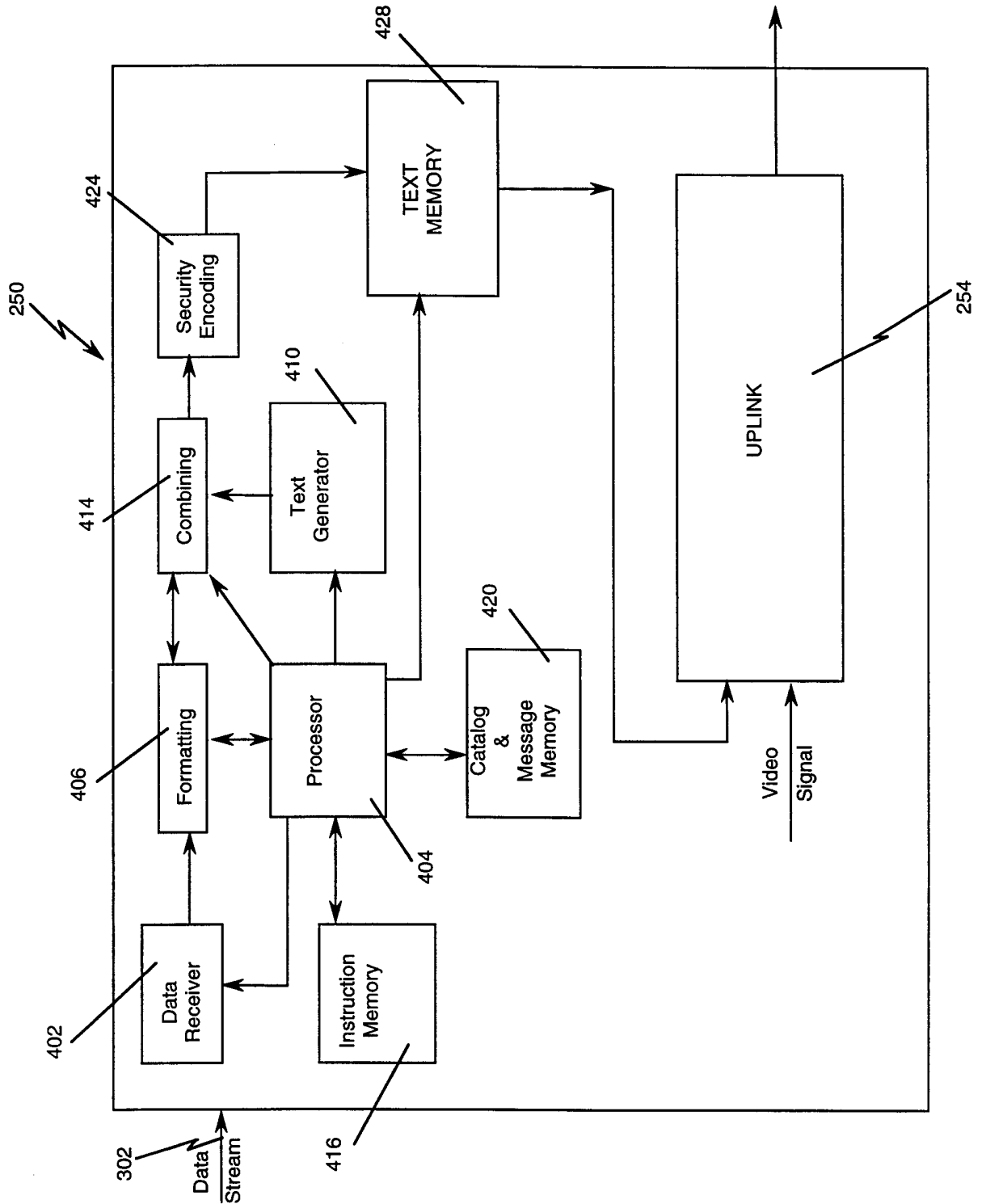


Fig. 4

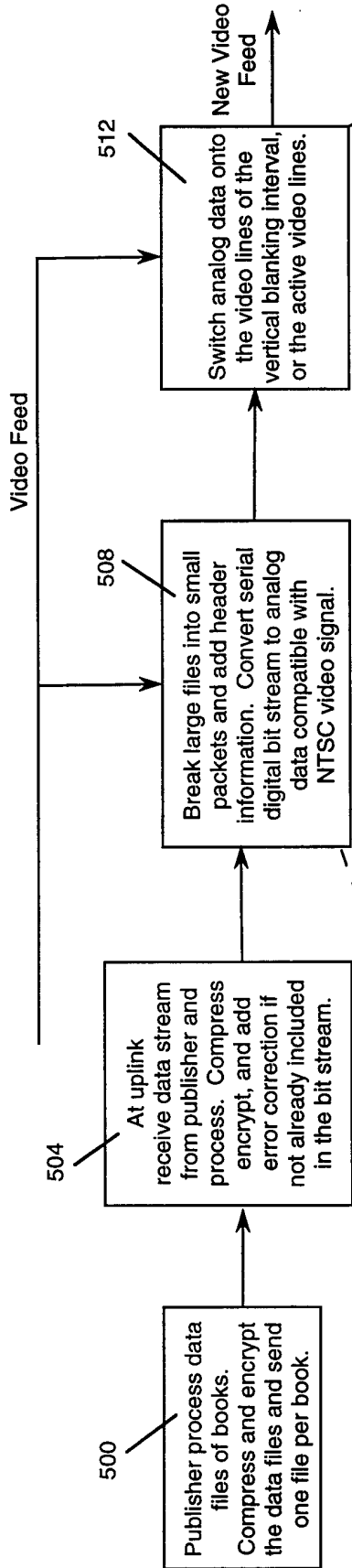


Fig. 5a

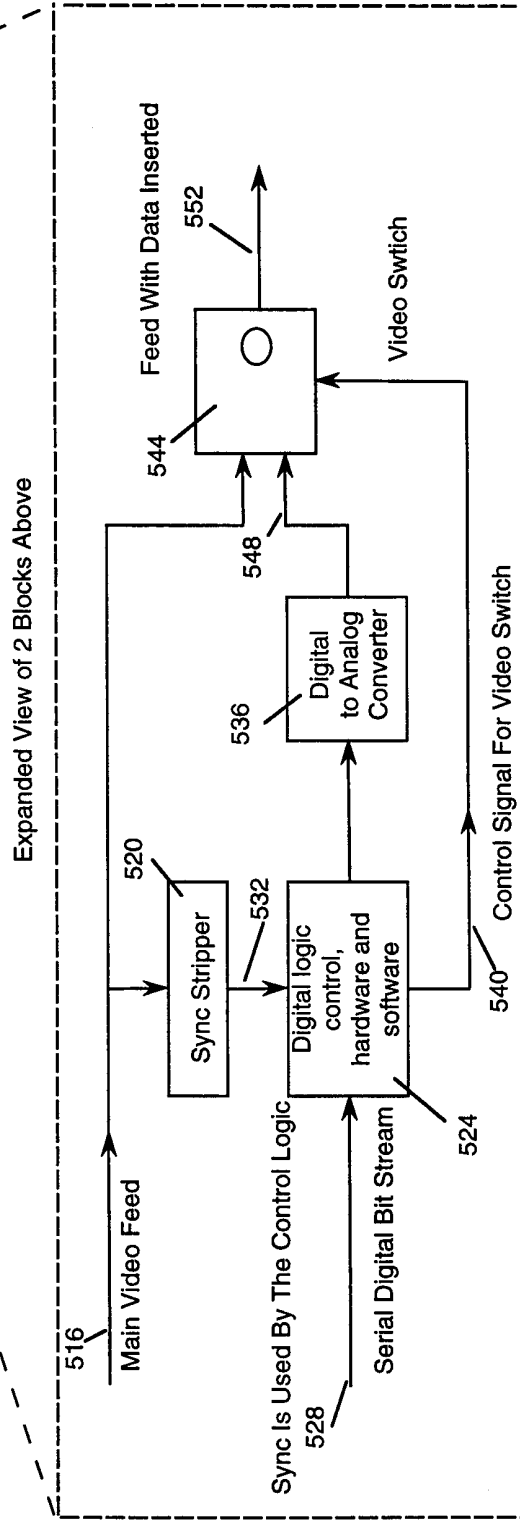


Fig. 5b

7/53

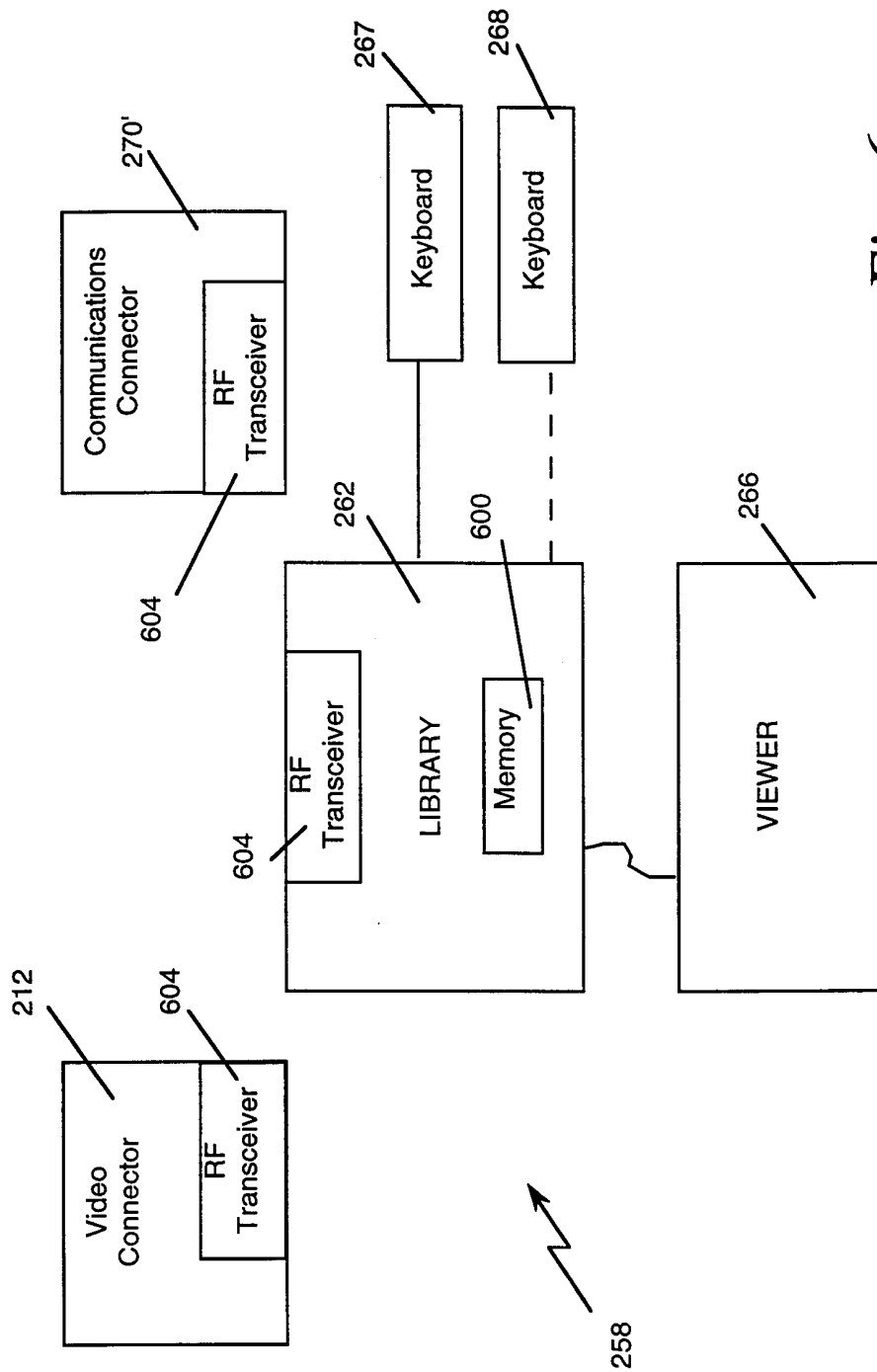


Fig. 6a

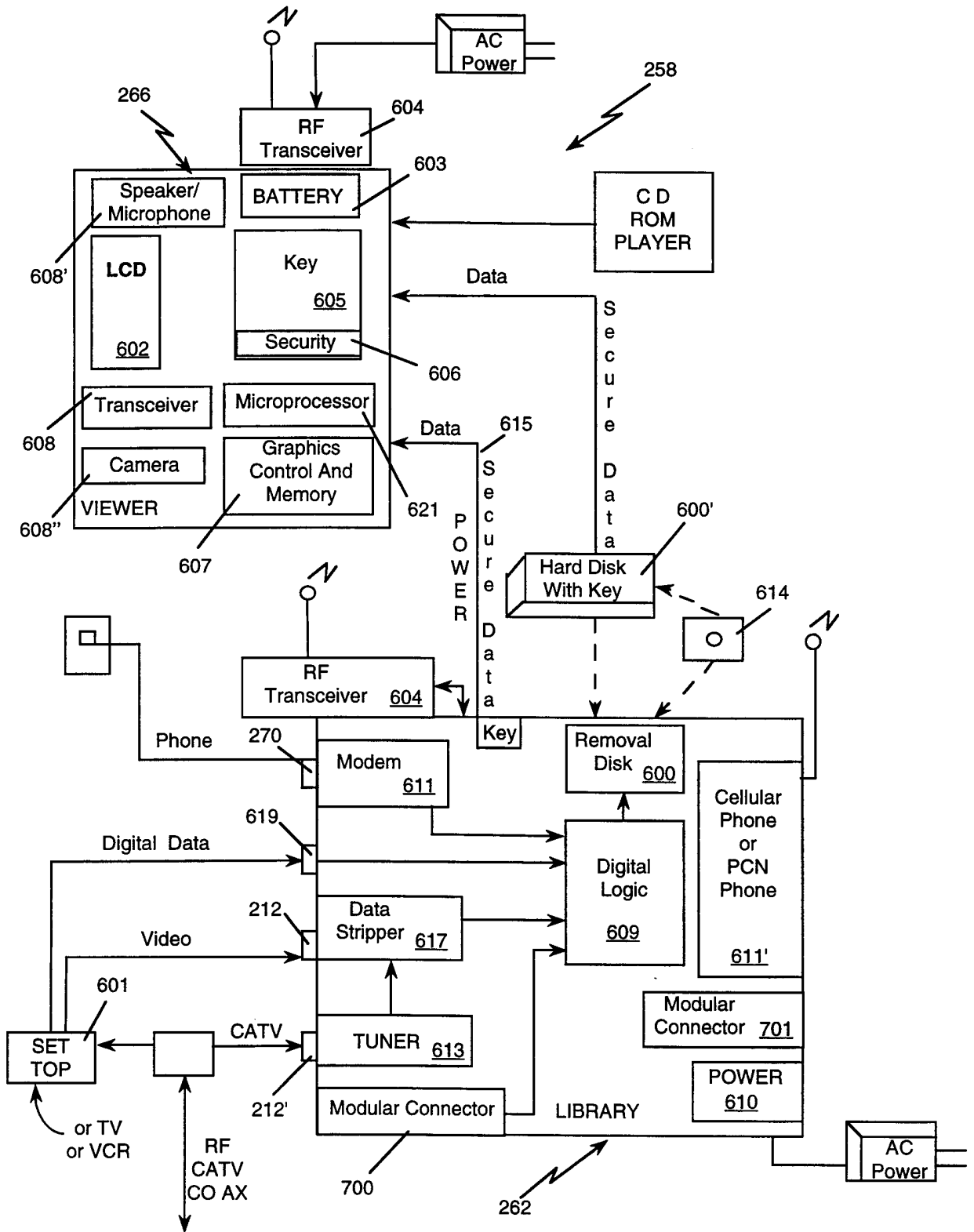


Fig. 6b

9/53

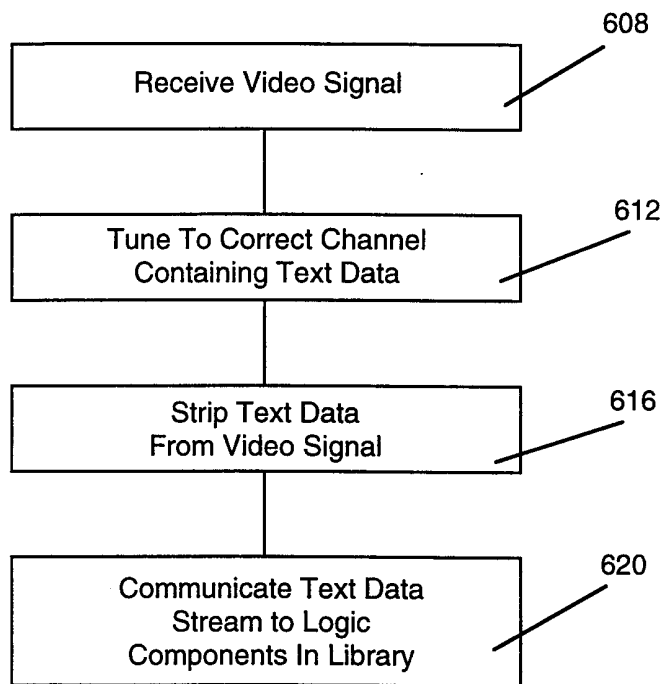


Fig. 7

10/53

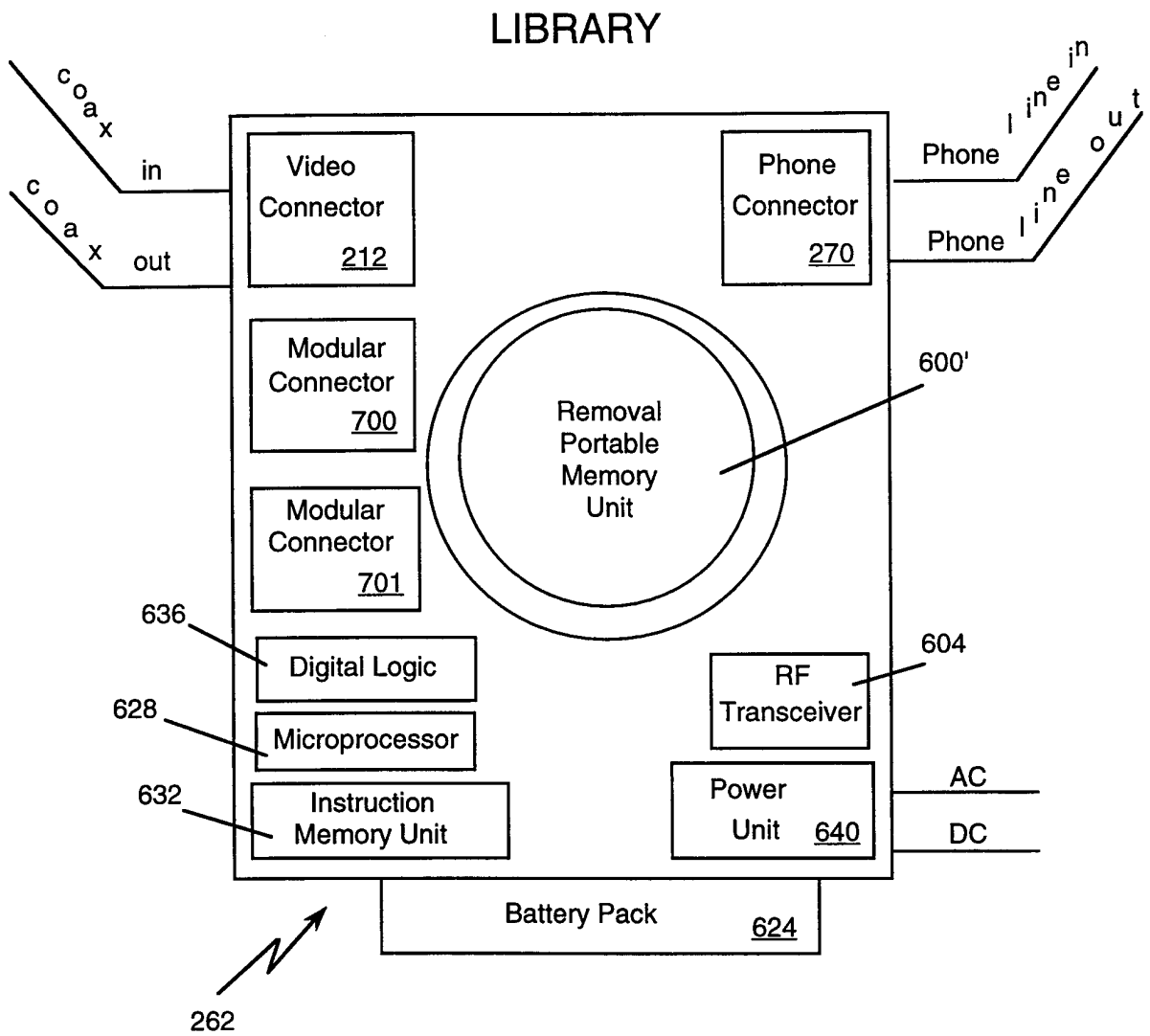


Fig. 8

11/53

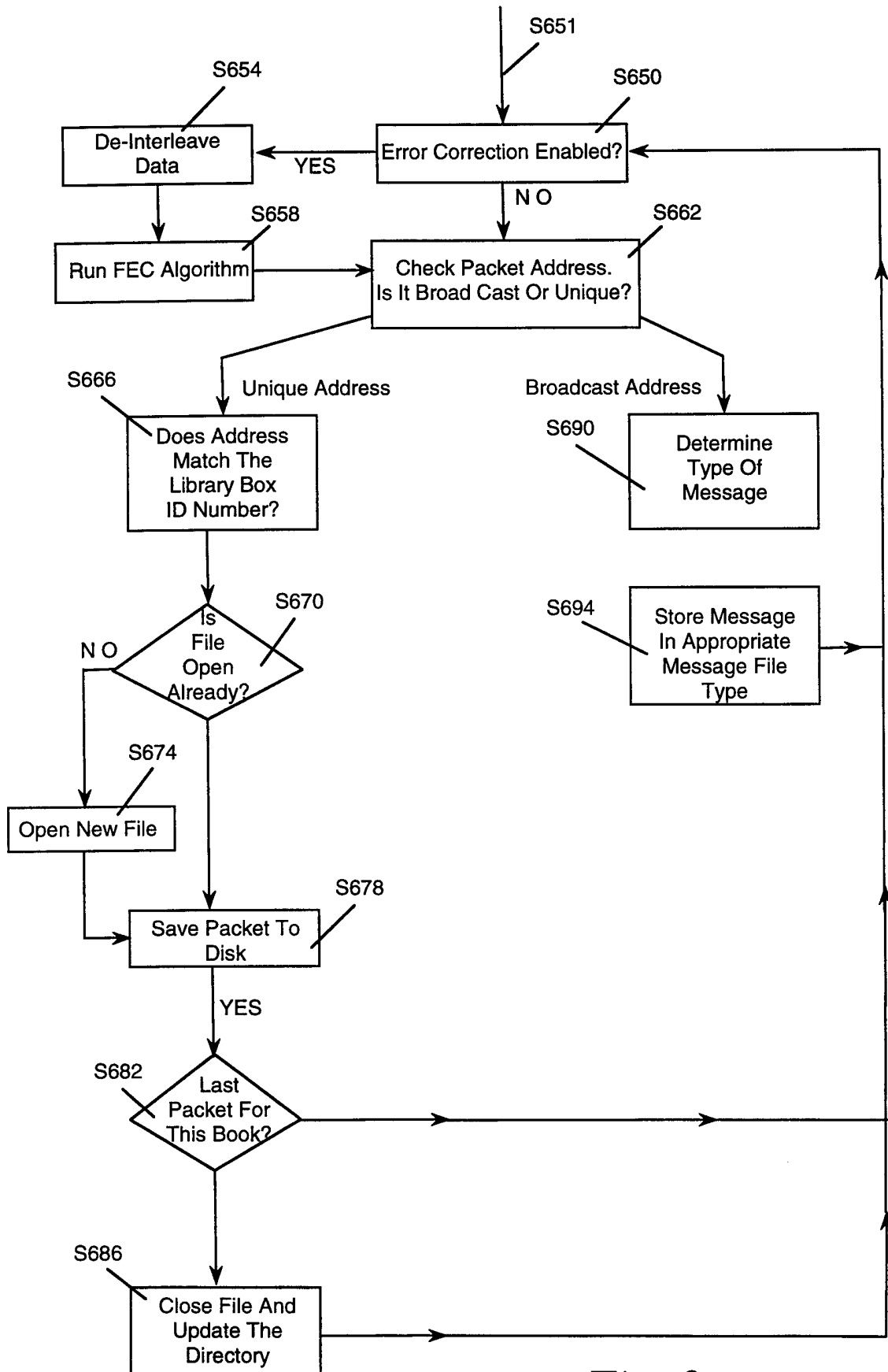


Fig. 9

12/53

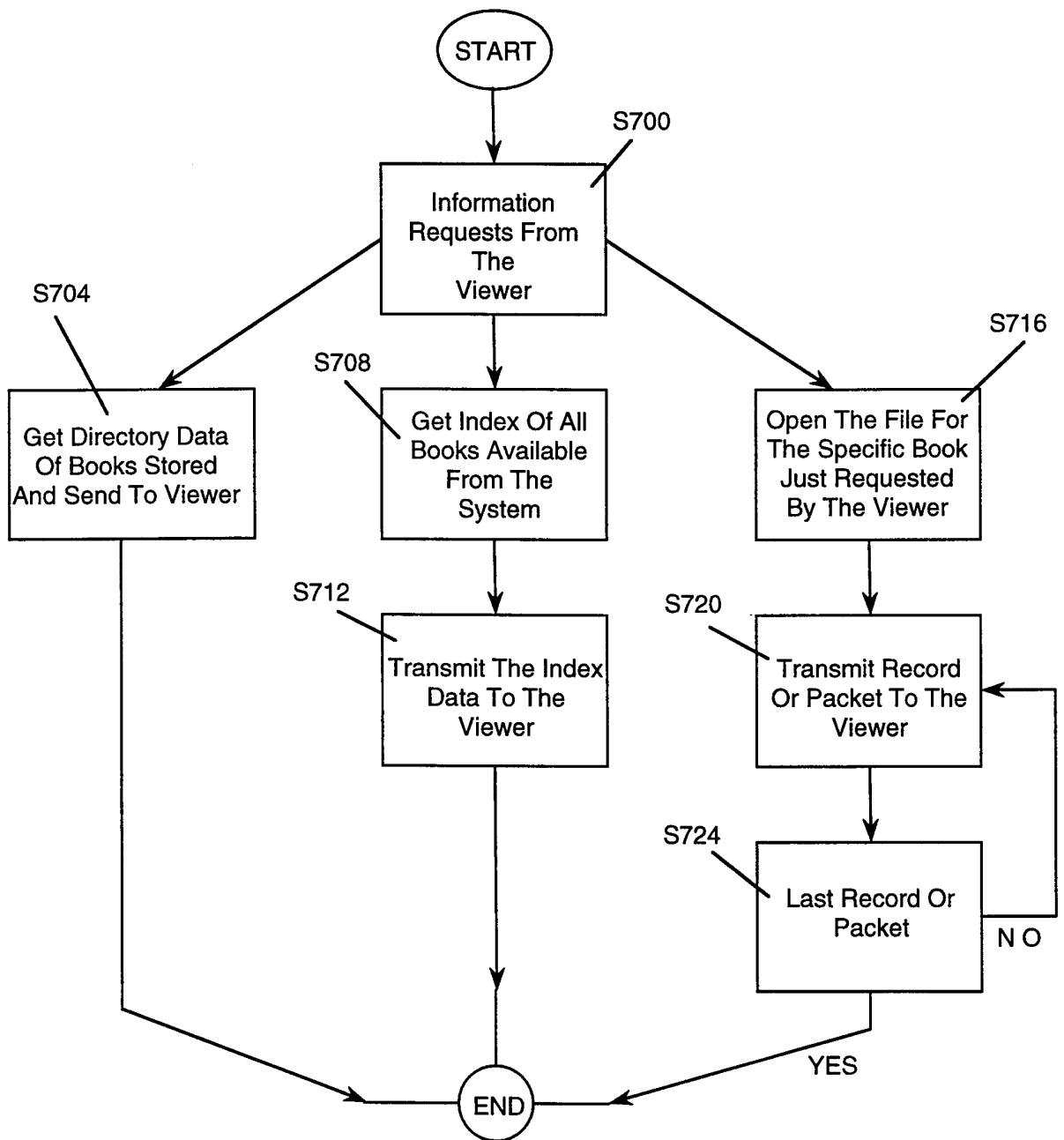


Fig. 10

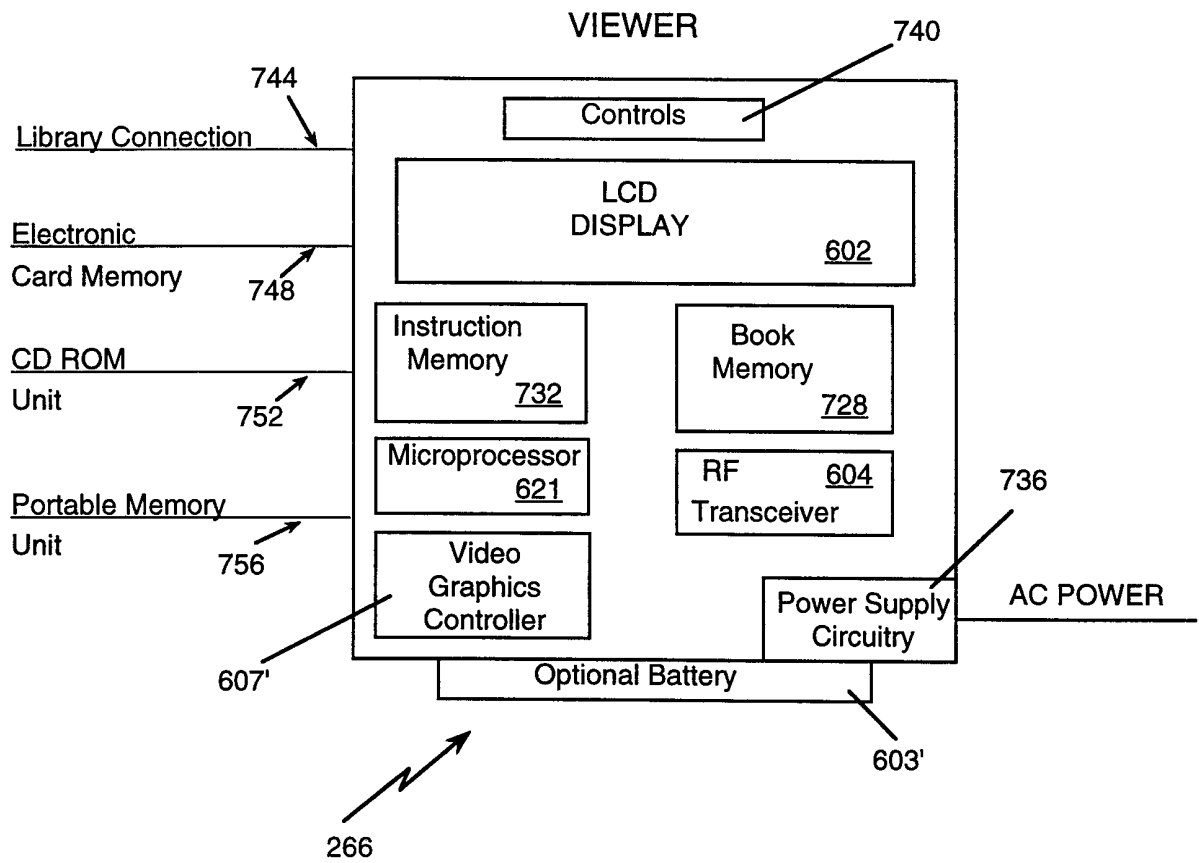


Fig. 11

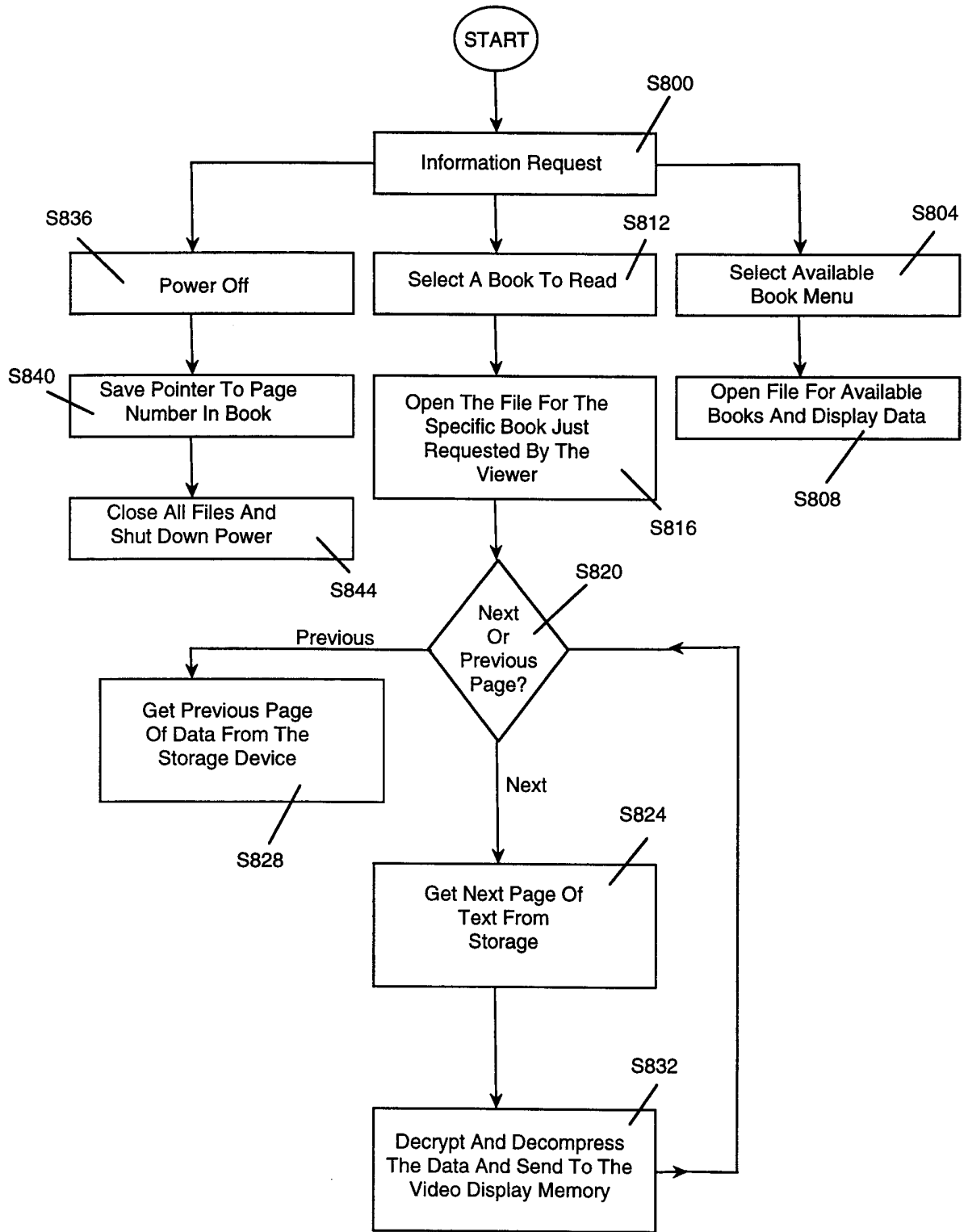


Fig. 12

15/53

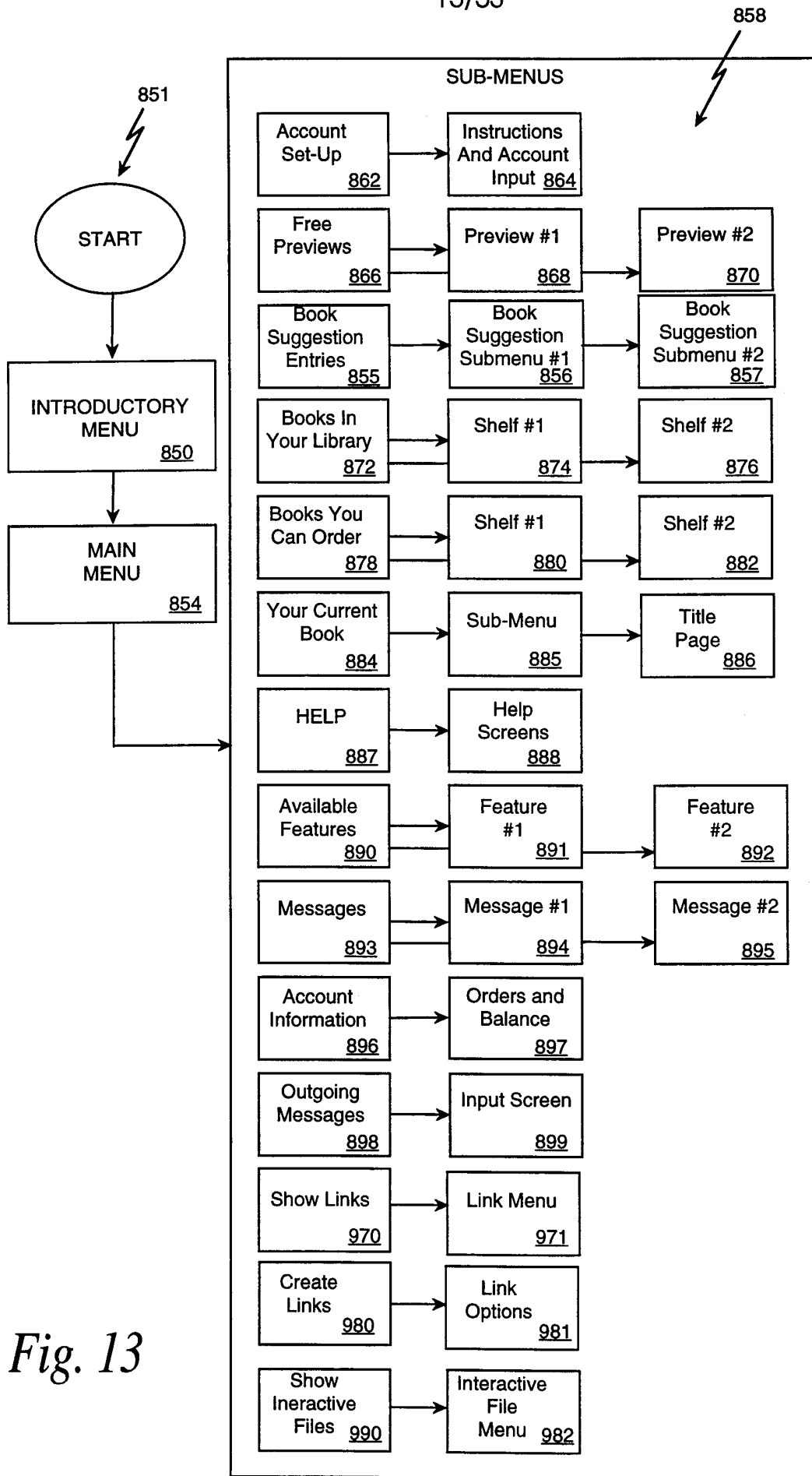


Fig. 13

Fig. 14a

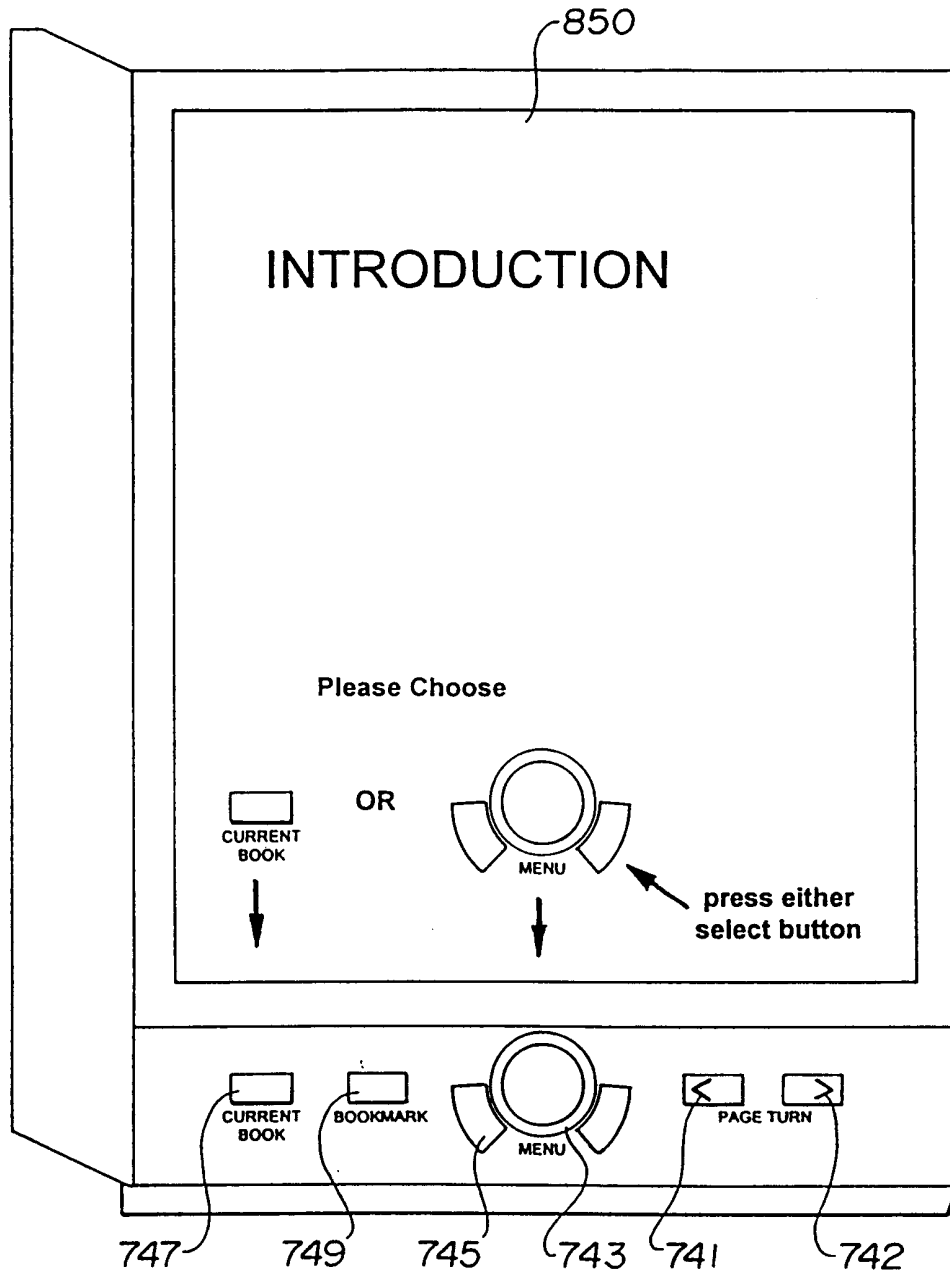
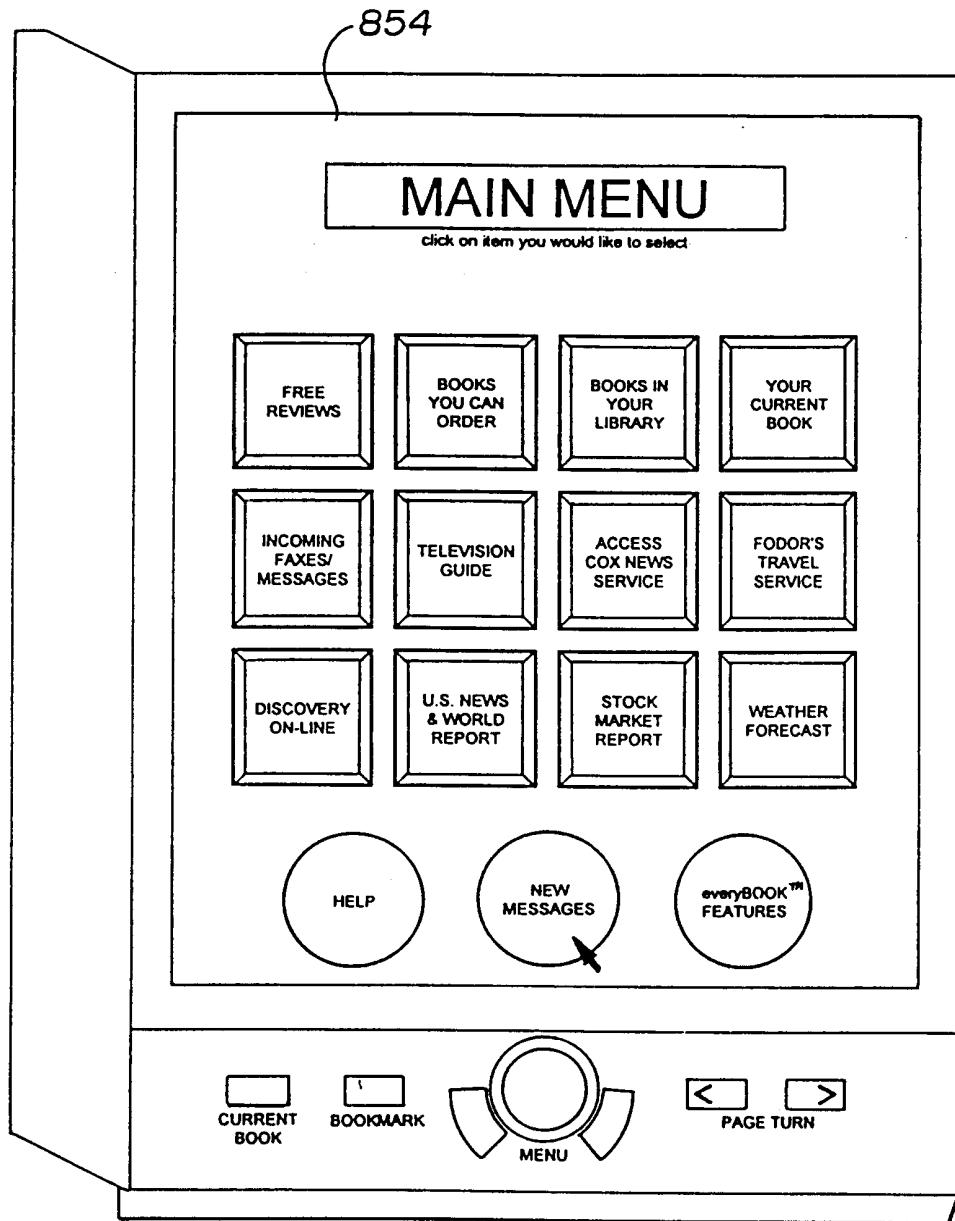


Fig. 14b



18/53

Fig. 14c

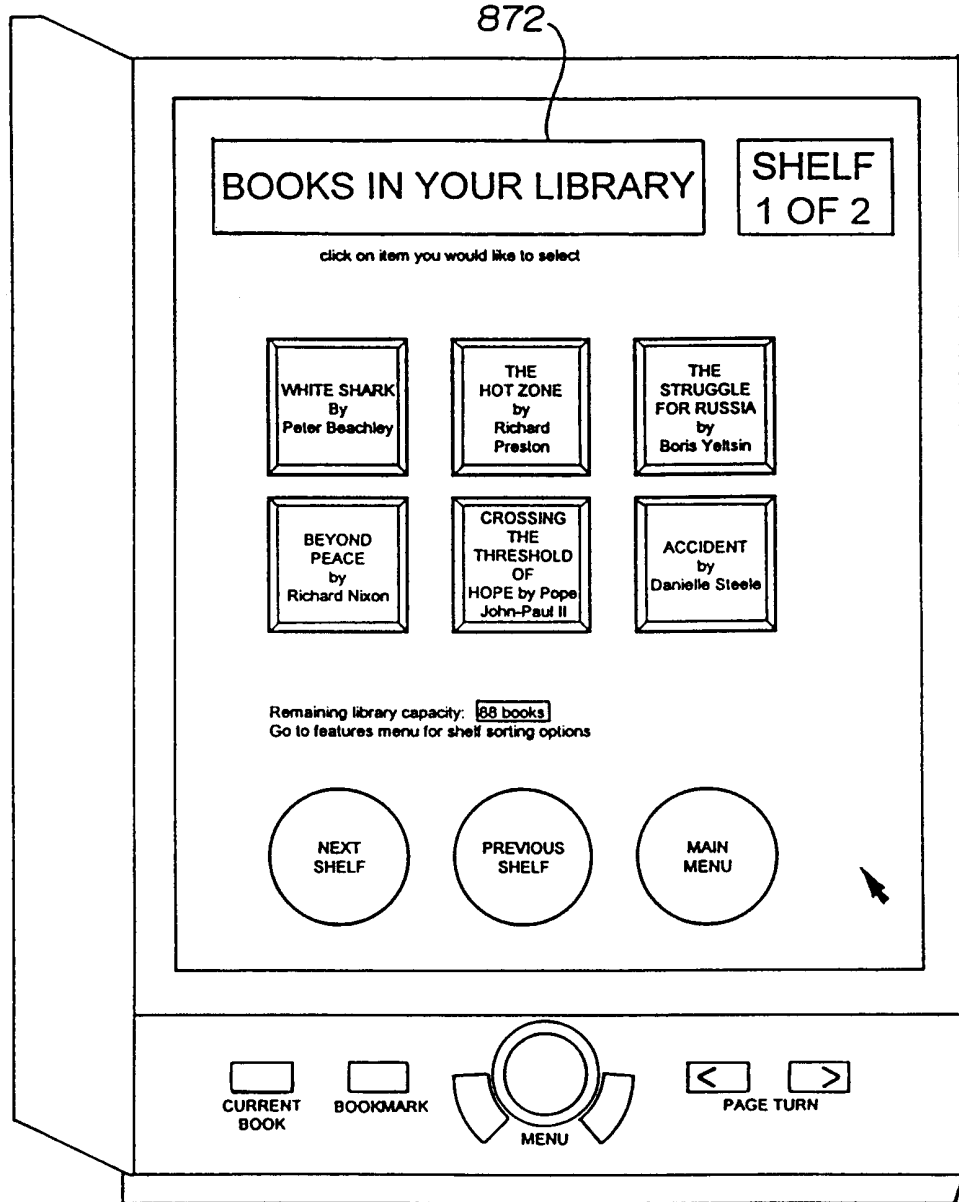



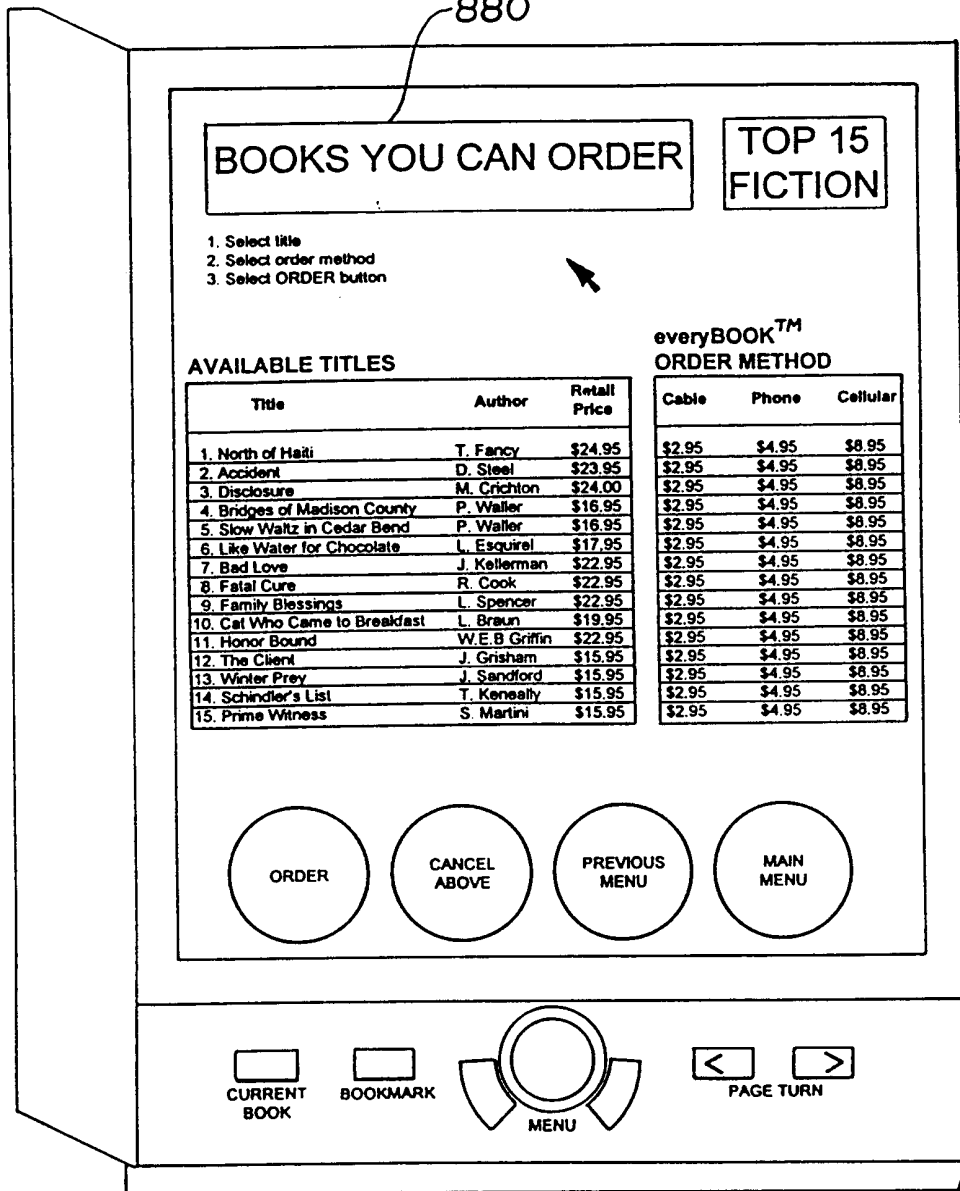
Fig. 14d



20/53

Fig. 14e

880



BOOKS YOU CAN ORDER

TOP 15 FICTION

- 1. Select title
- 2. Select order method
- 3. Select ORDER button



AVAILABLE TITLES

Title	Author	Retail Price
1. North of Haiti	T. Fancy	\$24.95
2. Accident	D. Steel	\$23.95
3. Disclosure	M. Crichton	\$24.00
4. Bridges of Madison County	P. Waller	\$16.95
5. Slow Waltz in Cedar Bend	P. Waller	\$16.95
6. Like Water for Chocolate	L. Esquirel	\$17.95
7. Bad Love	J. Kellerman	\$22.95
8. Fatal Cure	R. Cook	\$22.95
9. Family Blessings	L. Spencer	\$22.95
10. Cat Who Came to Breakfast	L. Braun	\$19.95
11. Honor Bound	W.E.B Griffin	\$22.95
12. The Client	J. Grisham	\$15.95
13. Winter Prey	J. Sandford	\$15.95
14. Schindler's List	T. Keneally	\$15.95
15. Prime Witness	S. Martini	\$15.95

everyBOOK™
ORDER METHOD

Cable	Phone	Cellular
\$2.95	\$4.95	\$8.95
\$2.95	\$4.95	\$8.95
\$2.95	\$4.95	\$8.95
\$2.95	\$4.95	\$8.95
\$2.95	\$4.95	\$8.95
\$2.95	\$4.95	\$8.95
\$2.95	\$4.95	\$8.95
\$2.95	\$4.95	\$8.95
\$2.95	\$4.95	\$8.95
\$2.95	\$4.95	\$8.95
\$2.95	\$4.95	\$8.95
\$2.95	\$4.95	\$8.95
\$2.95	\$4.95	\$8.95
\$2.95	\$4.95	\$8.95
\$2.95	\$4.95	\$8.95

ORDER CANCEL ABOVE PREVIOUS MENU MAIN MENU

CURRENT BOOK BOOKMARK MENU PAGE TURN

Fig. 14f

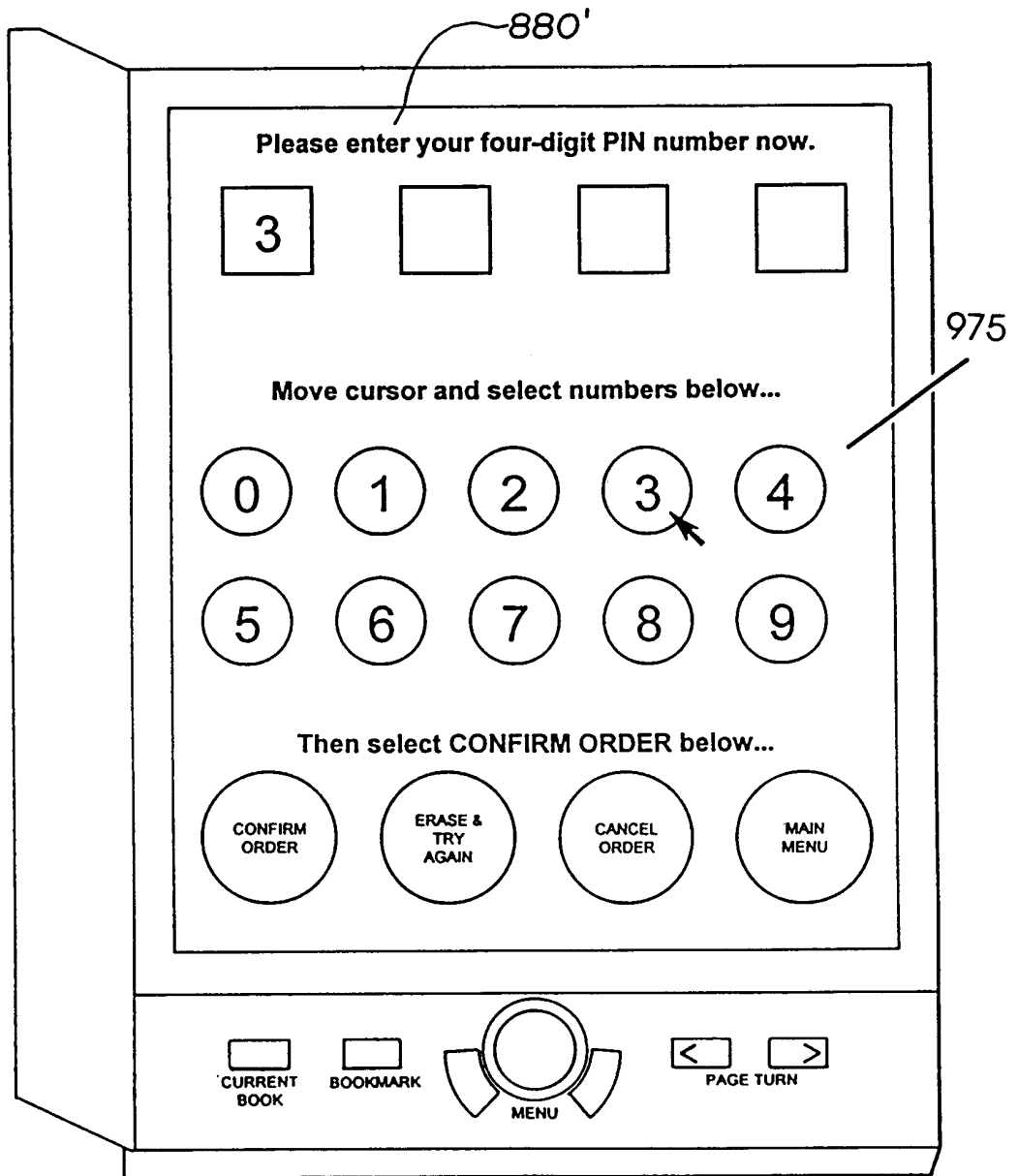


Fig. 14g

862

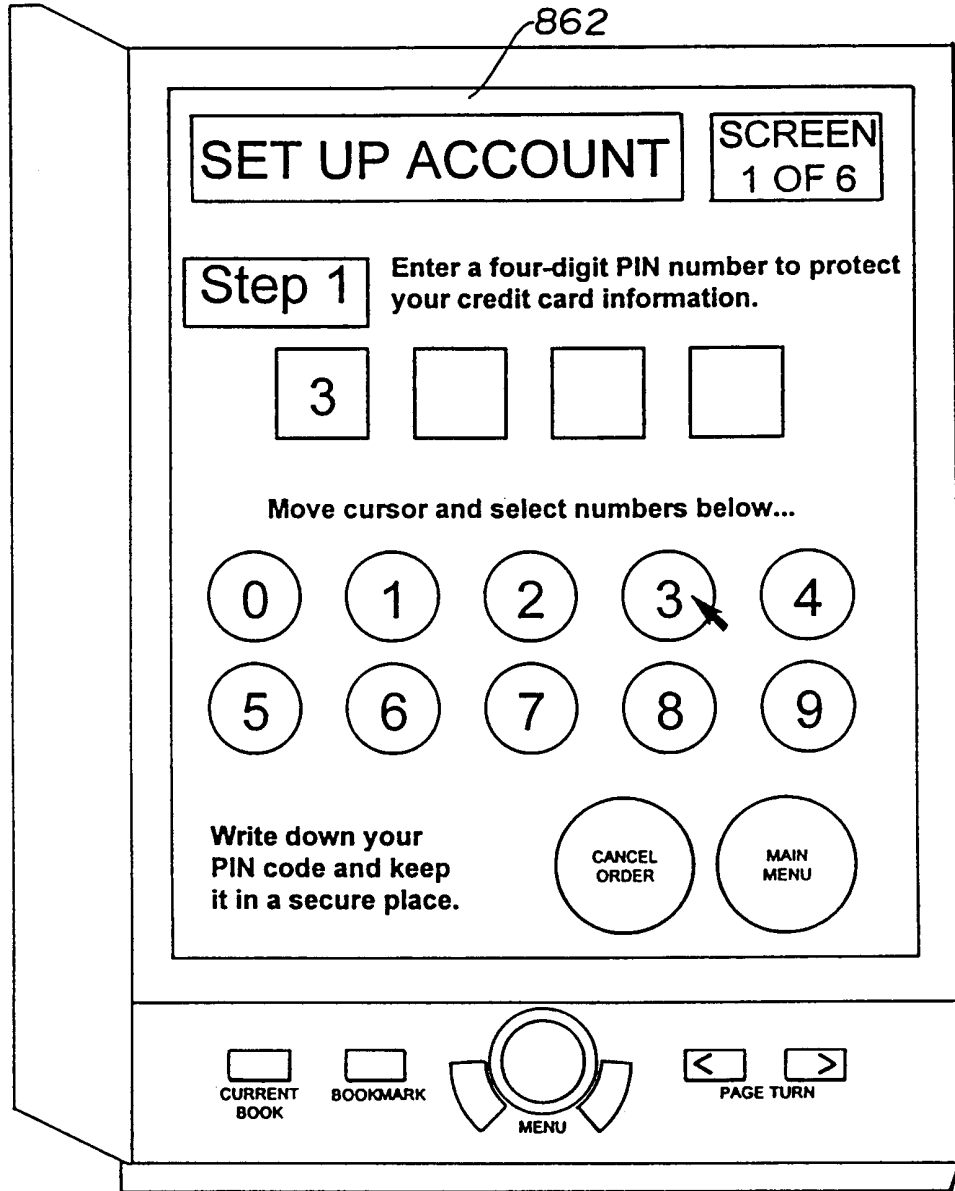


Fig. 14h

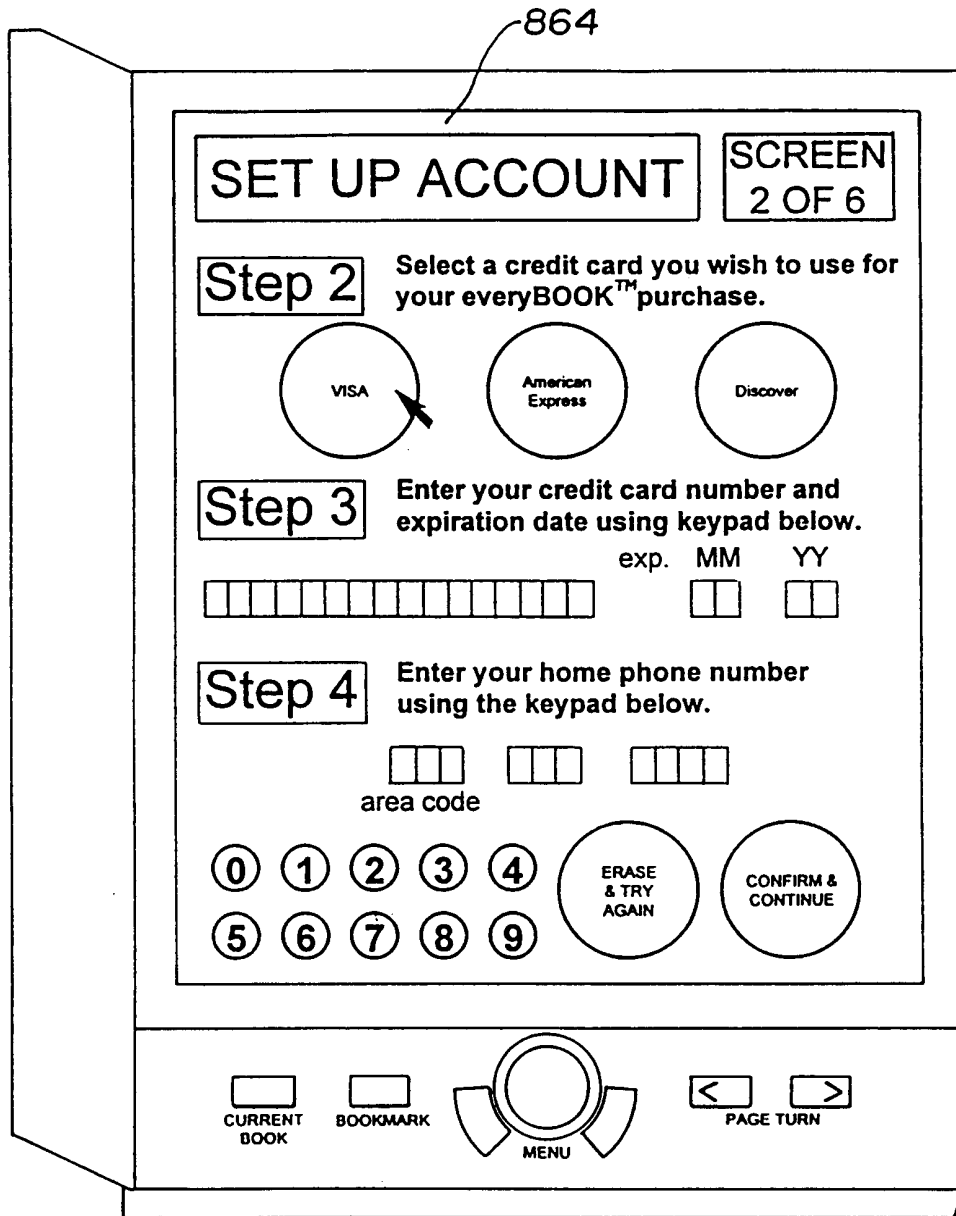


Fig. 14i

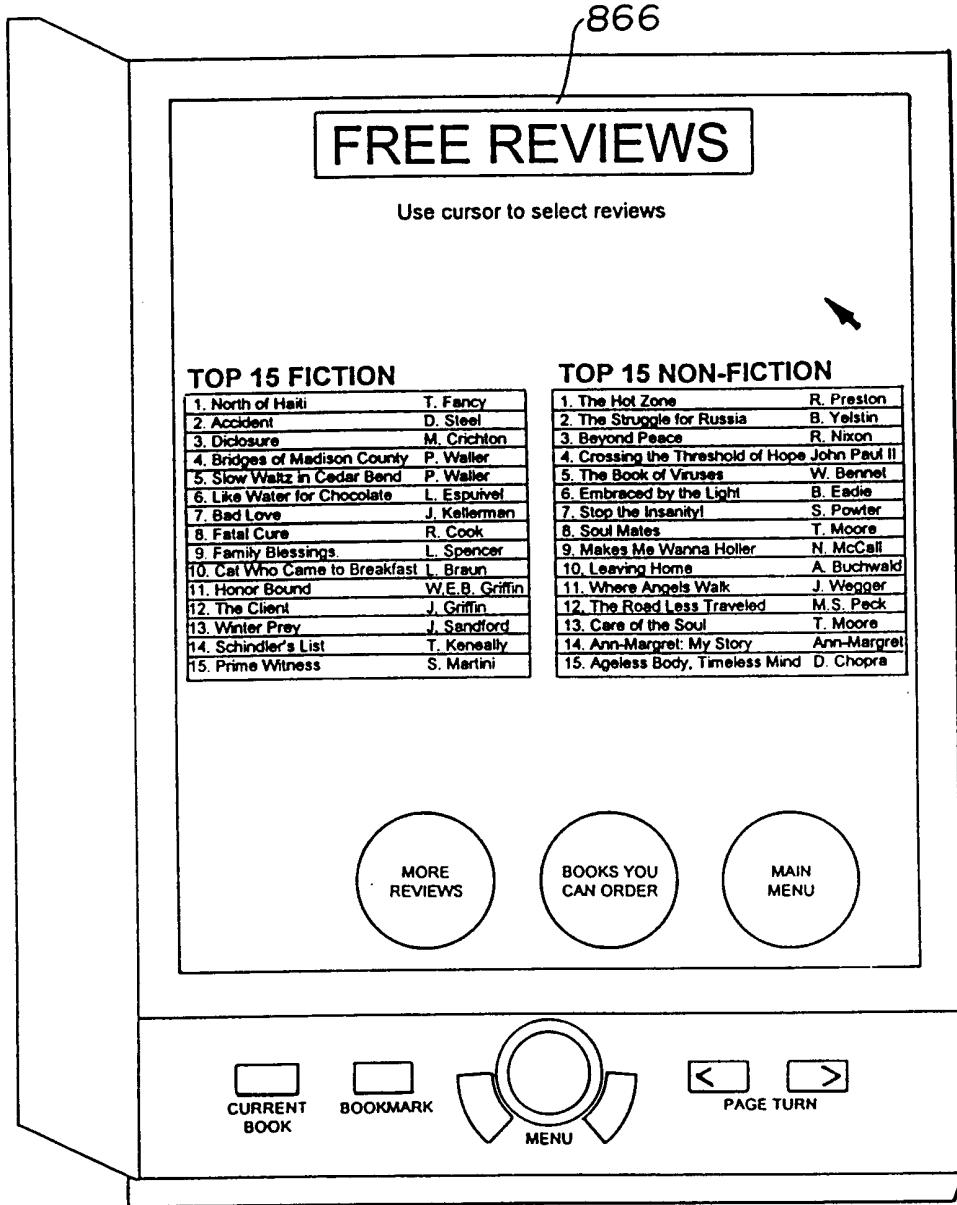


Fig. 14j

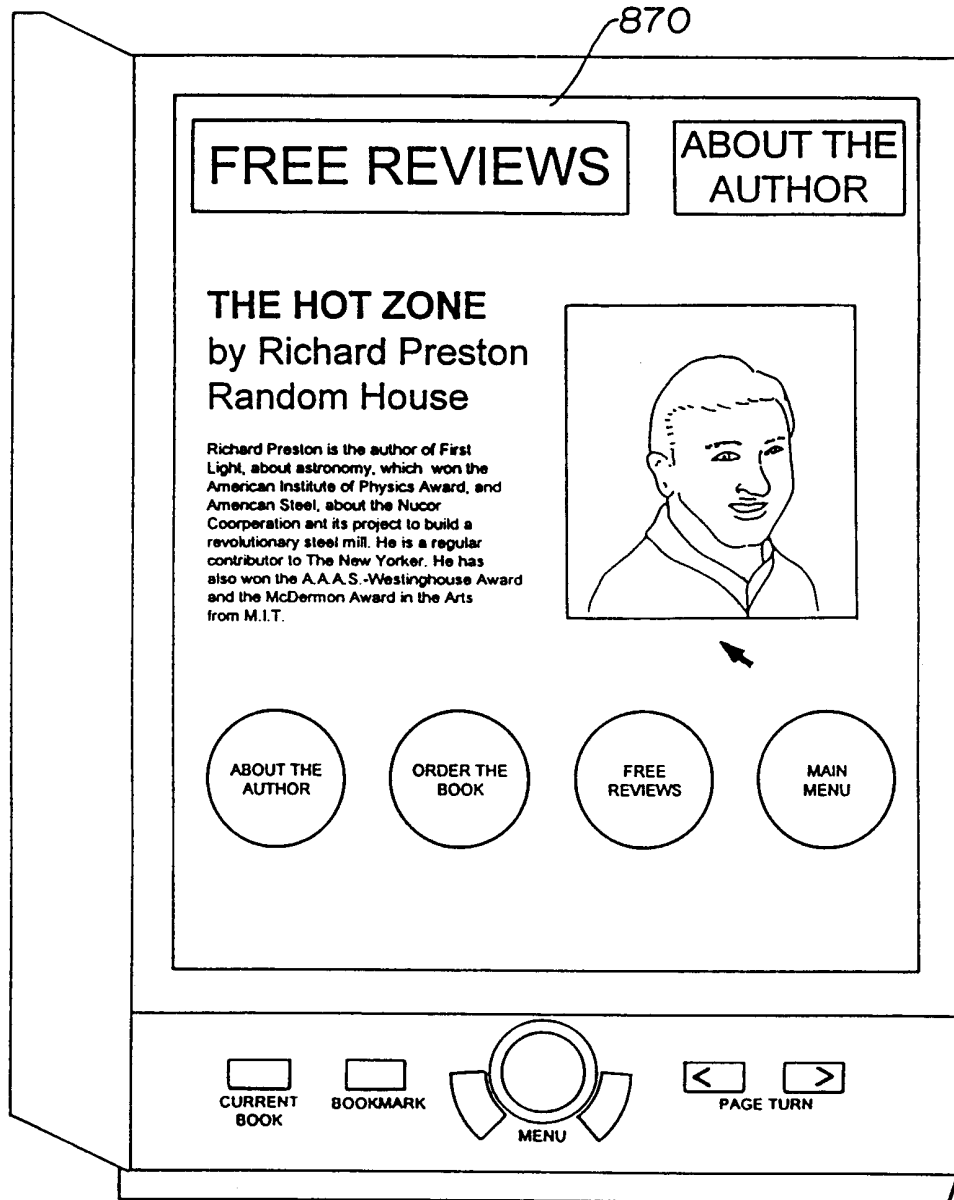
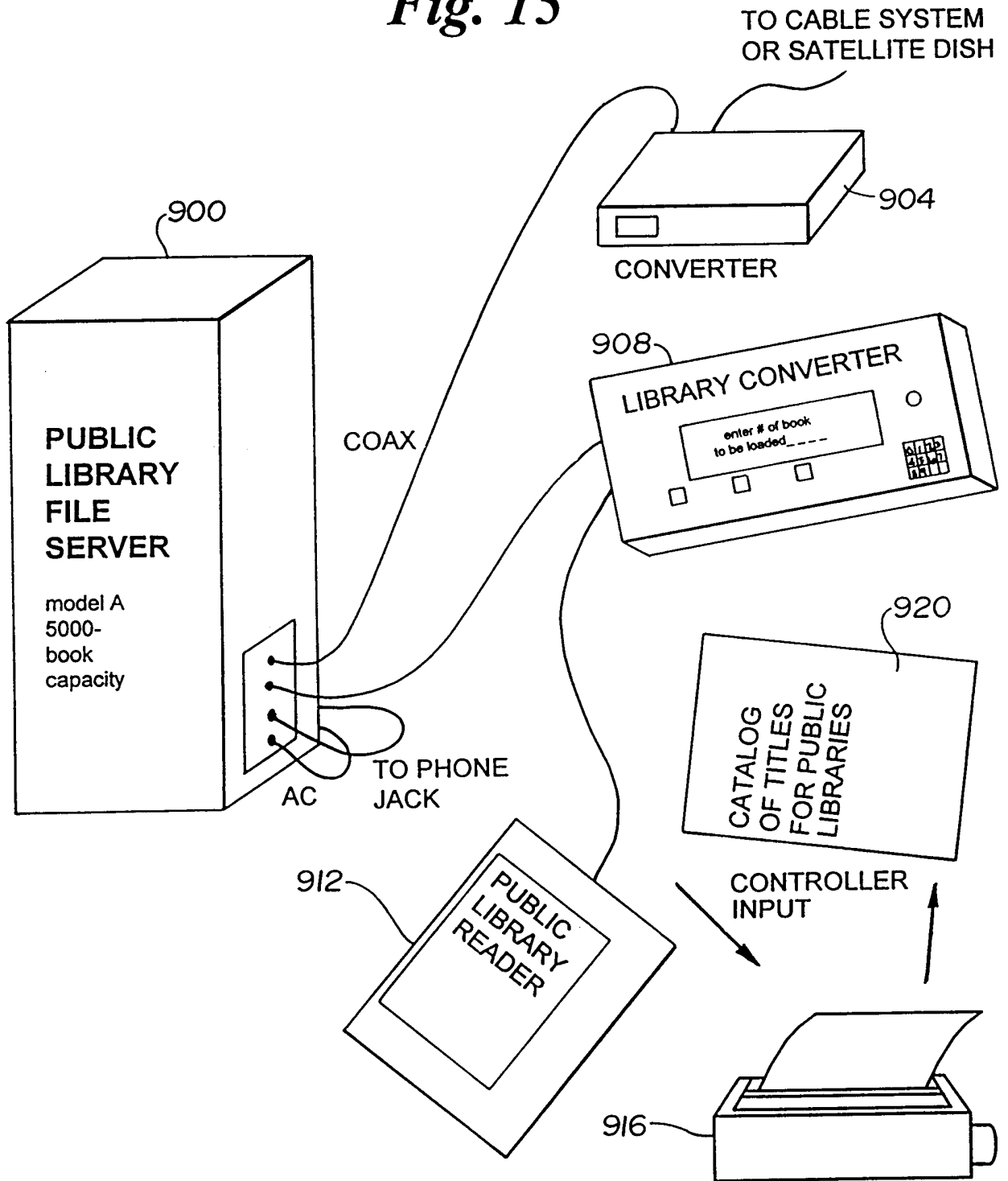


Fig. 15



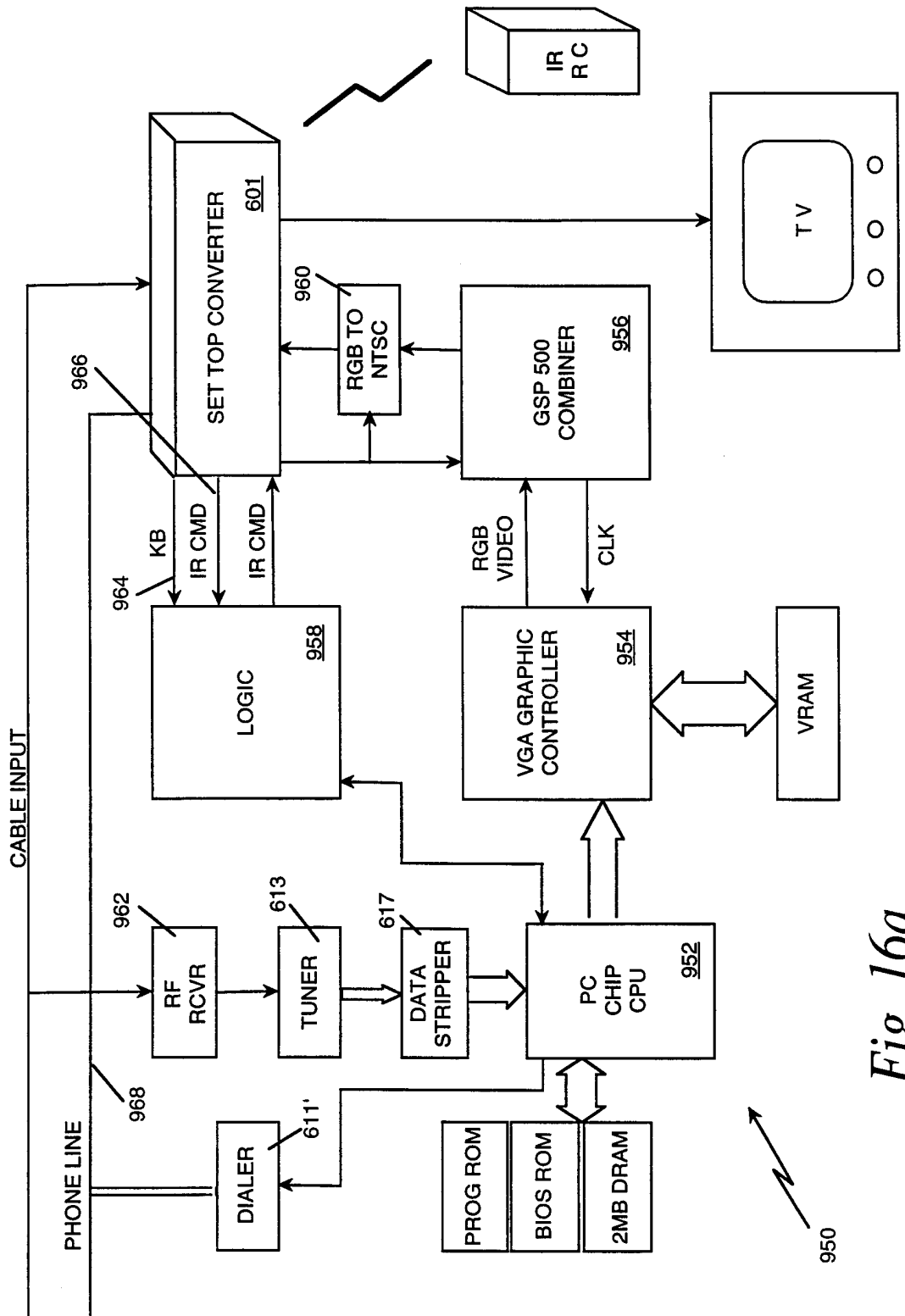


Fig. 16a

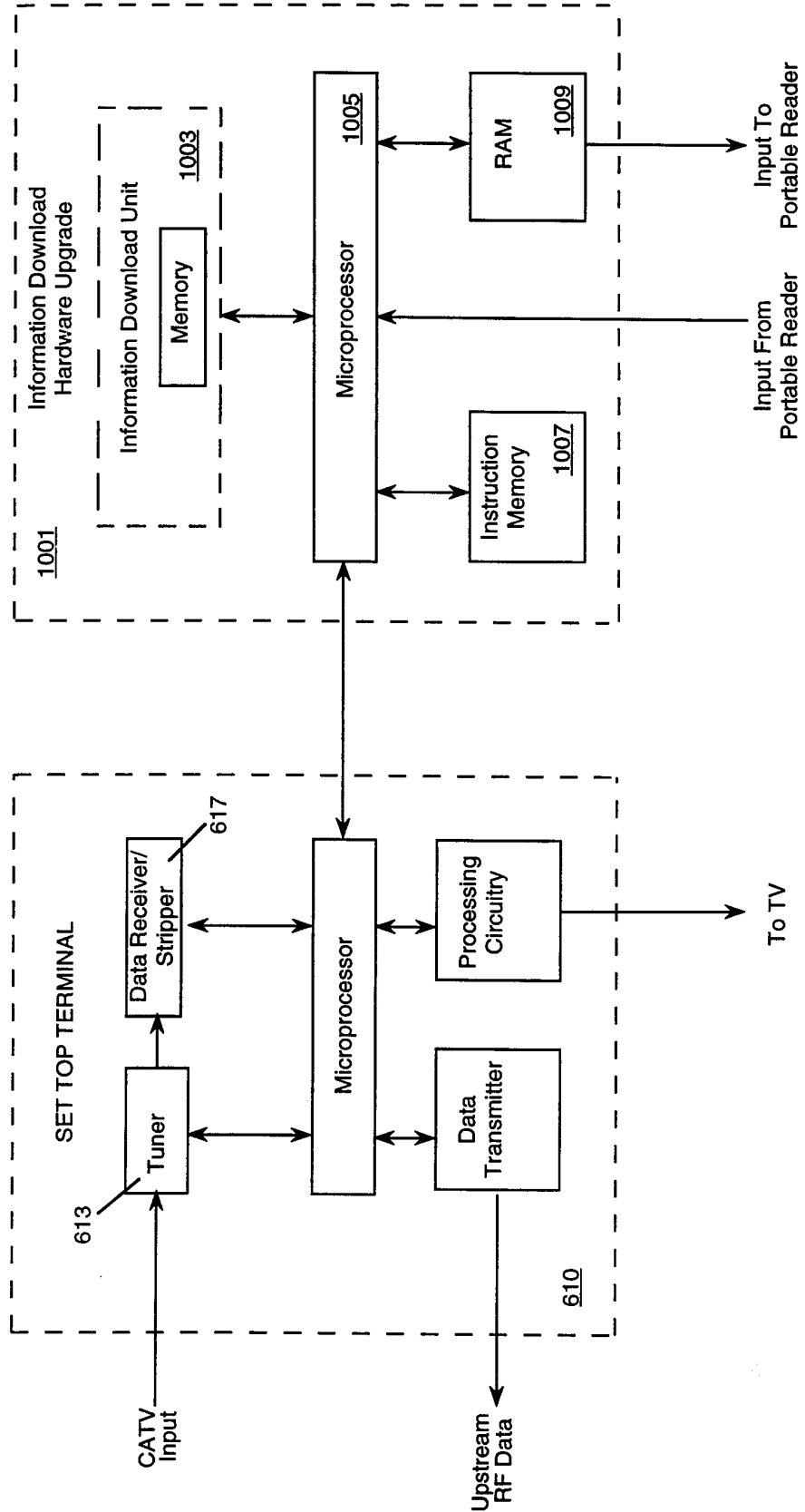


Fig. 16b

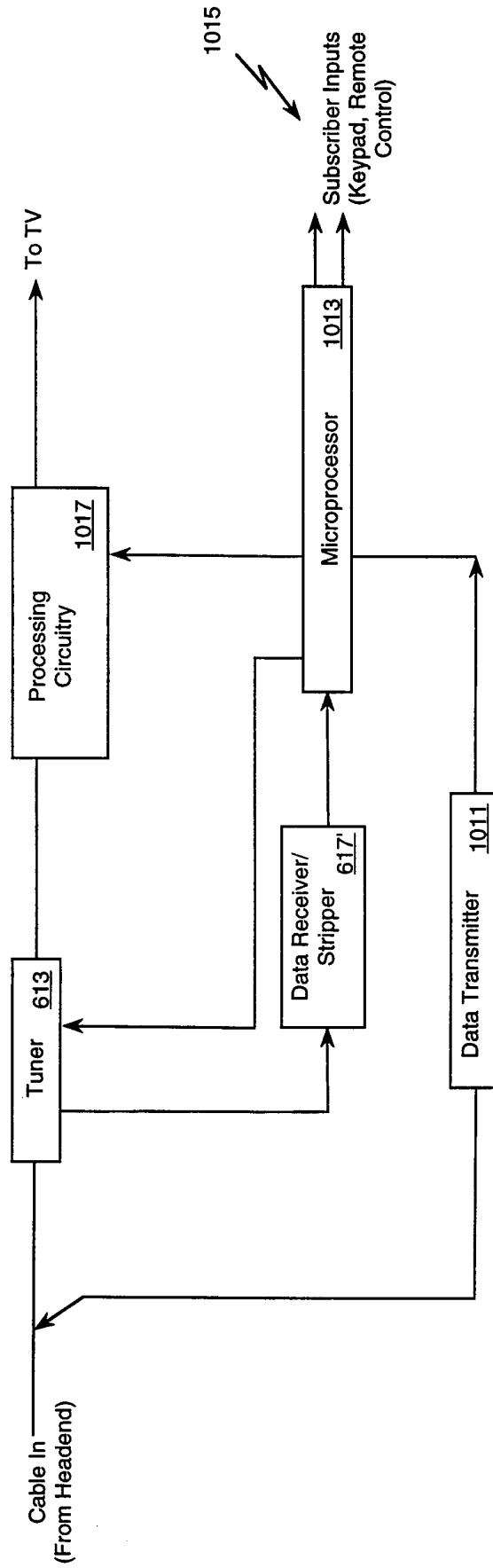


Fig. 17

Fig. 18a

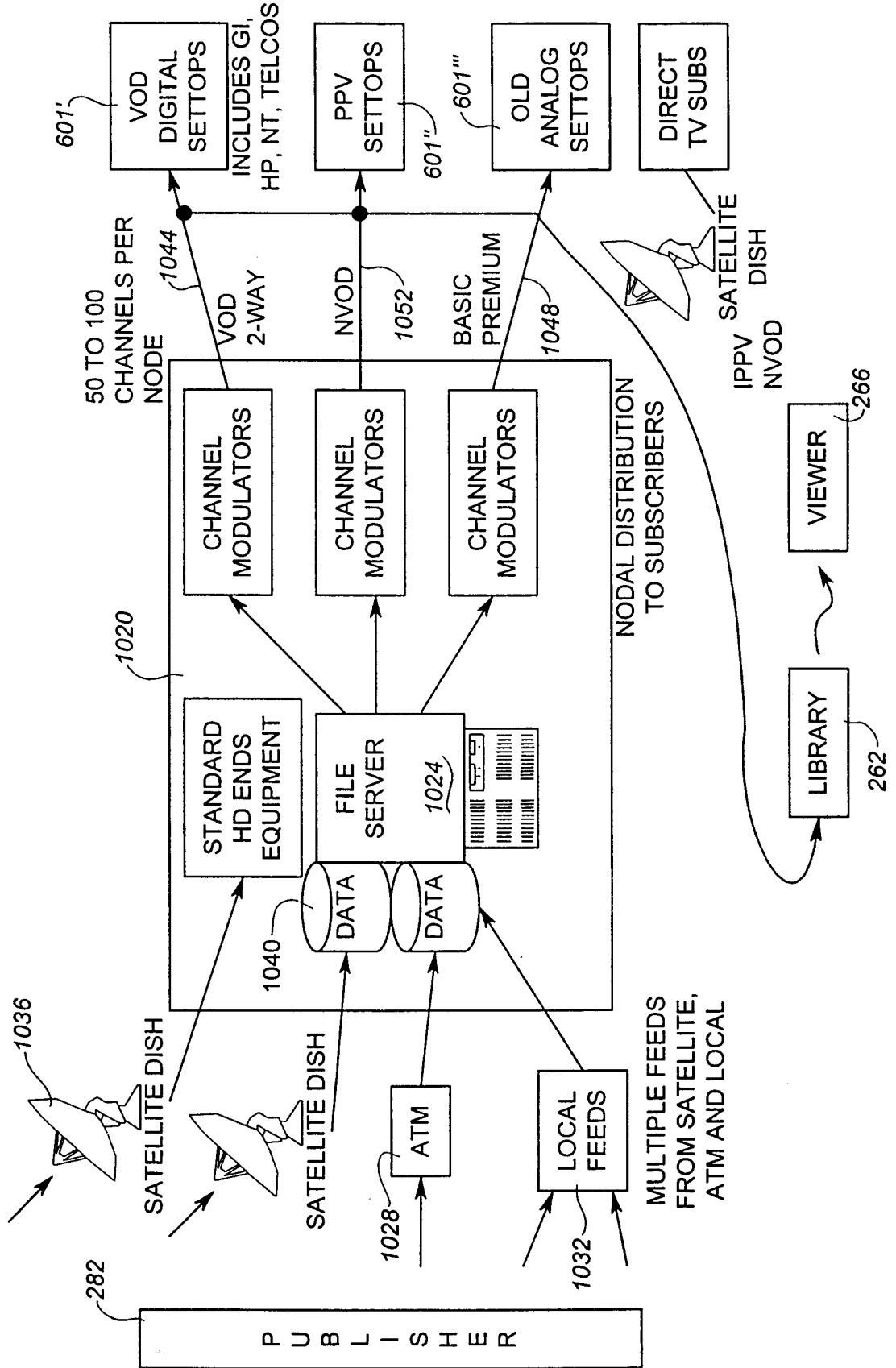
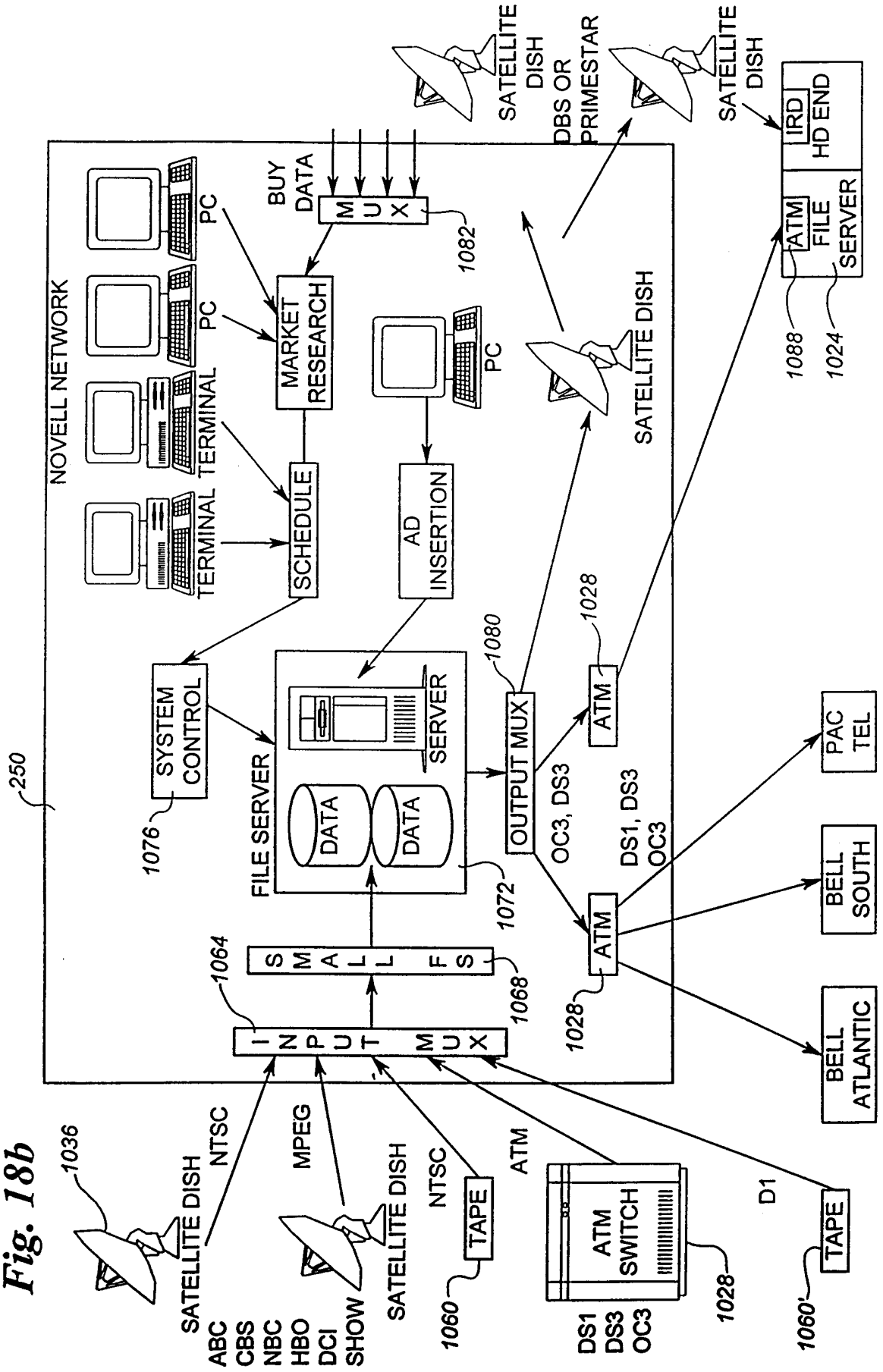


Fig. 18b



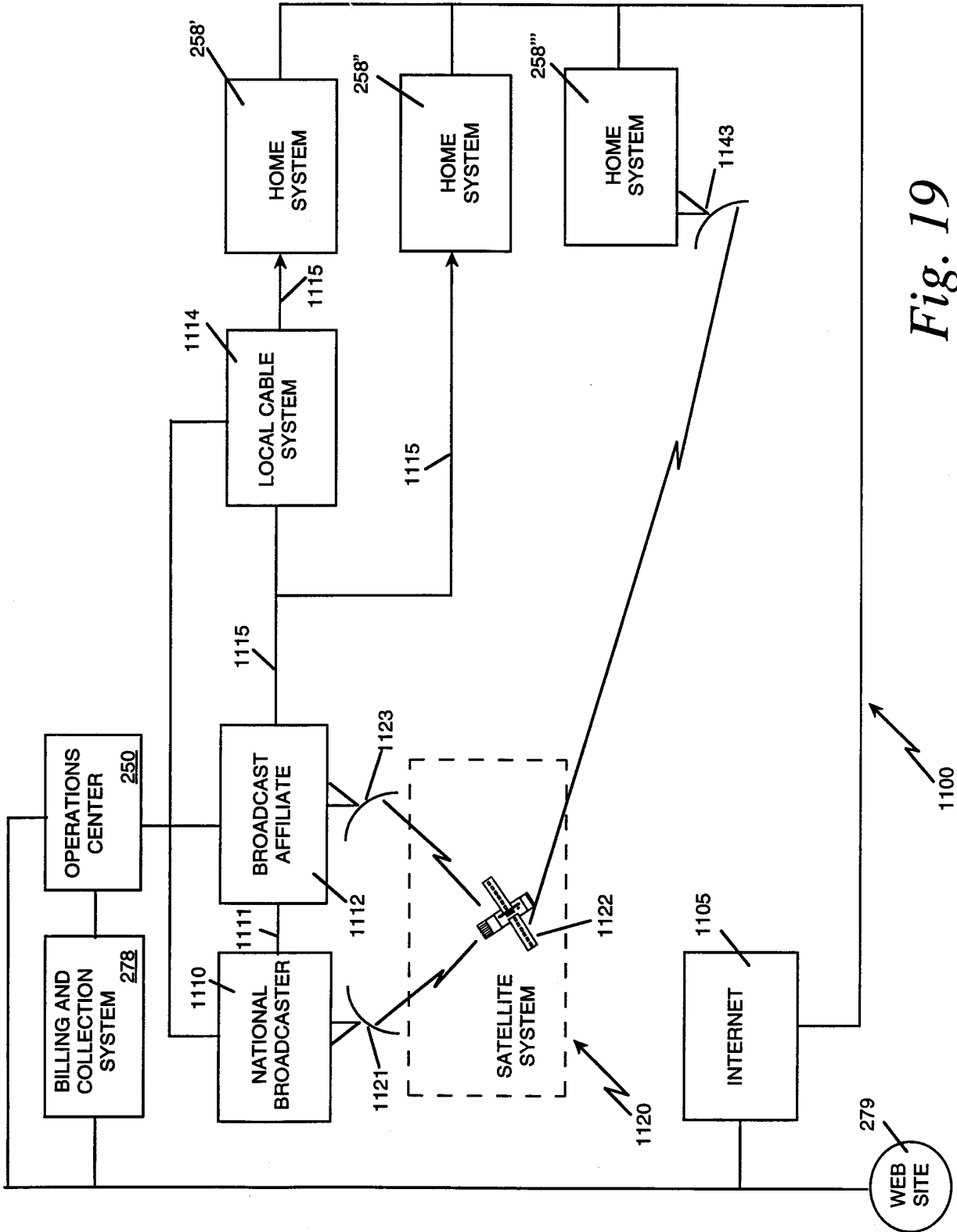


Fig. 19

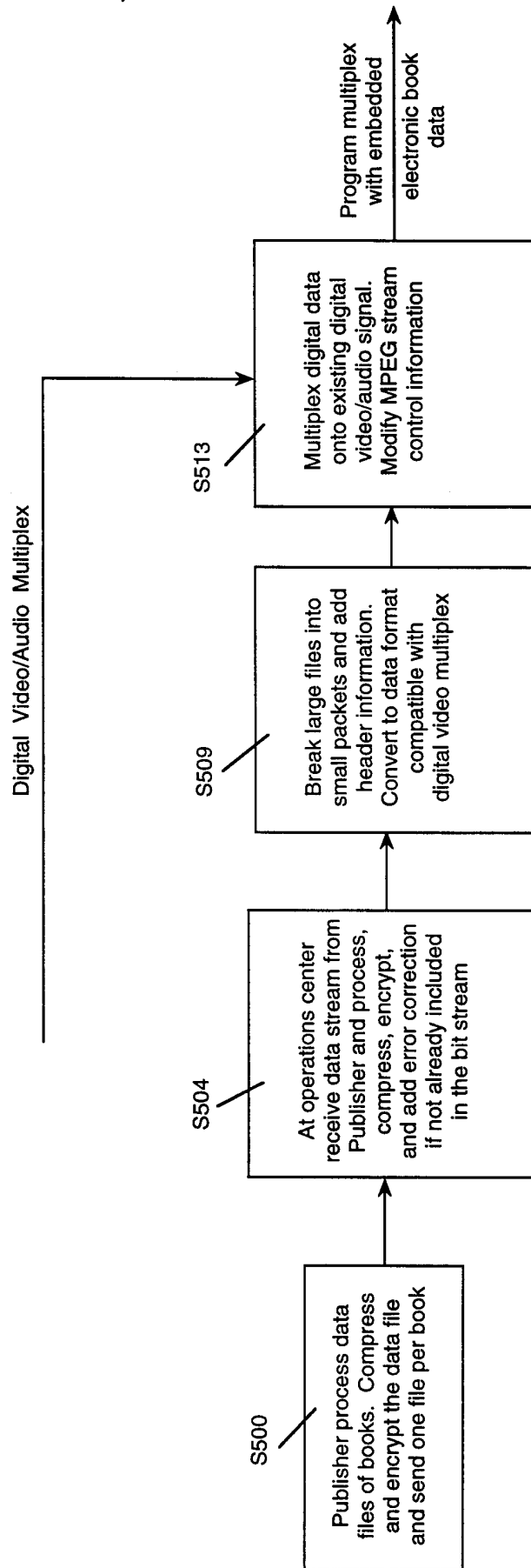


Fig. 20

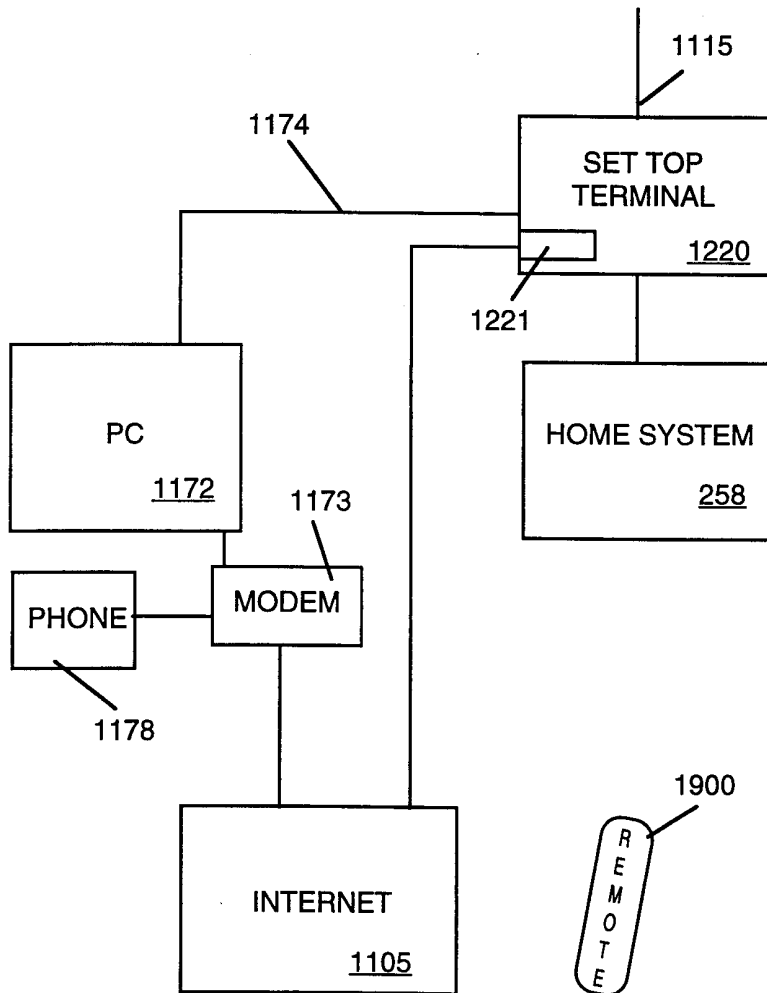


Fig. 21a

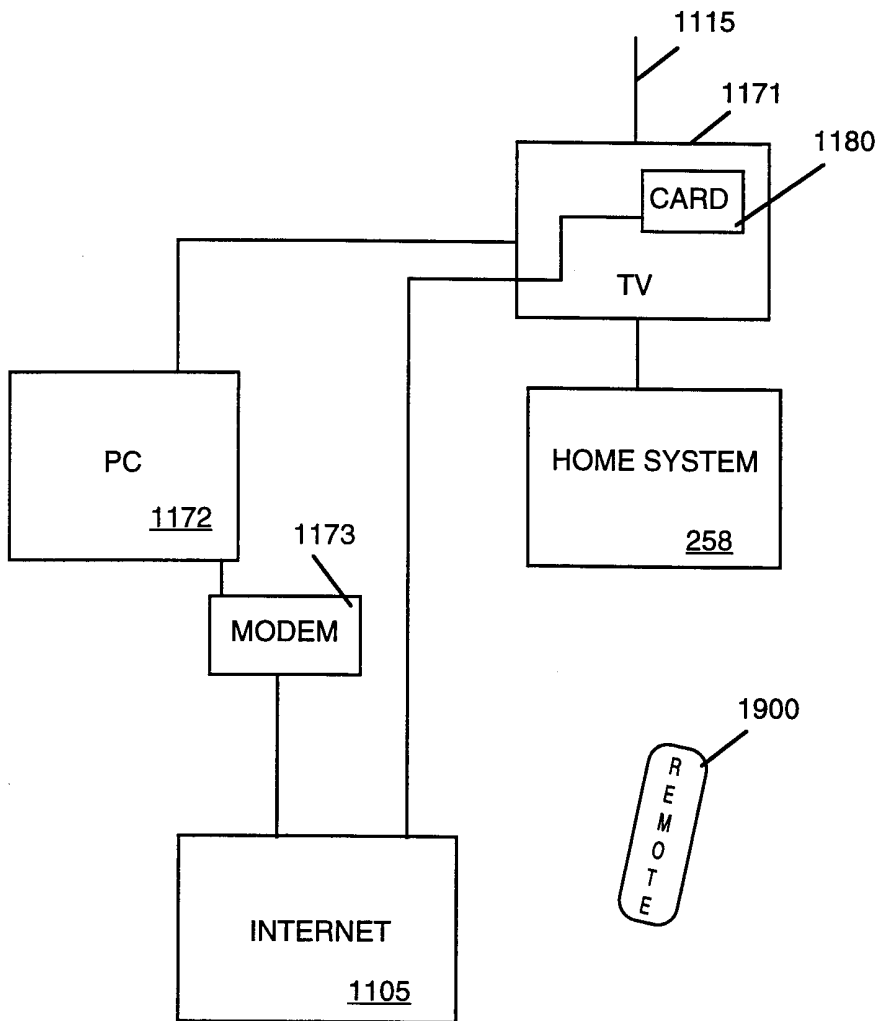


Fig. 21b

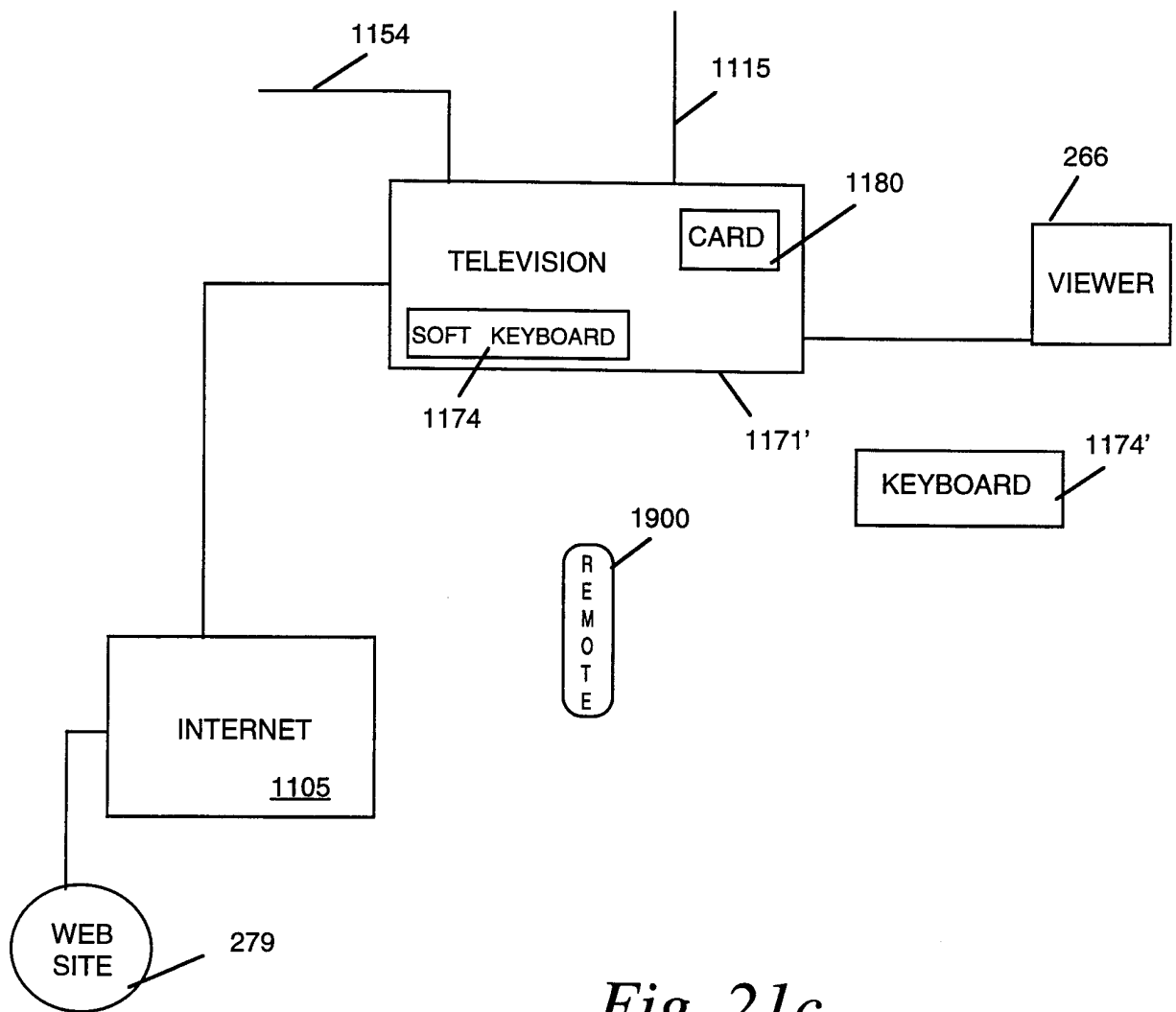


Fig. 21c

37/53

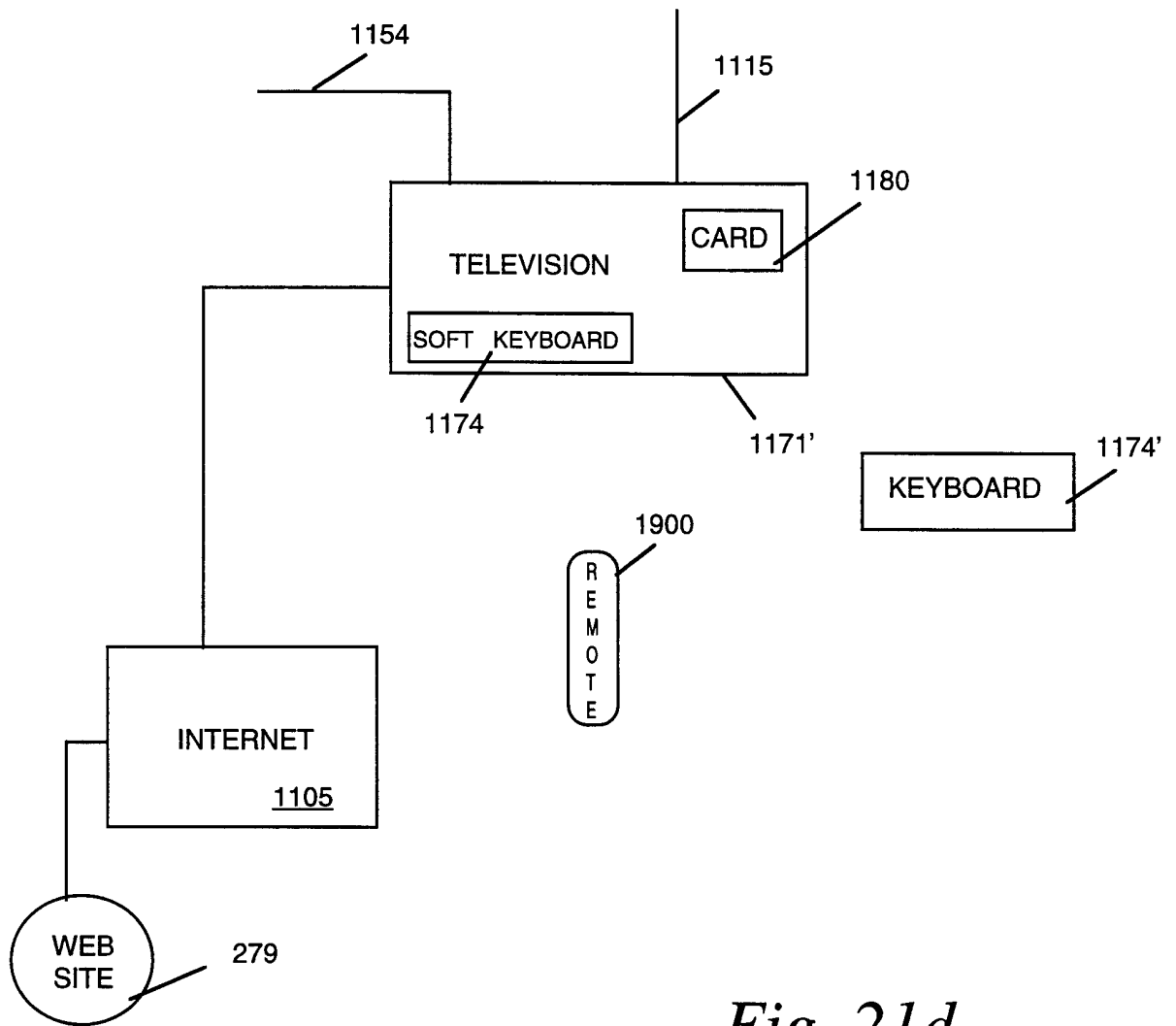


Fig. 21d

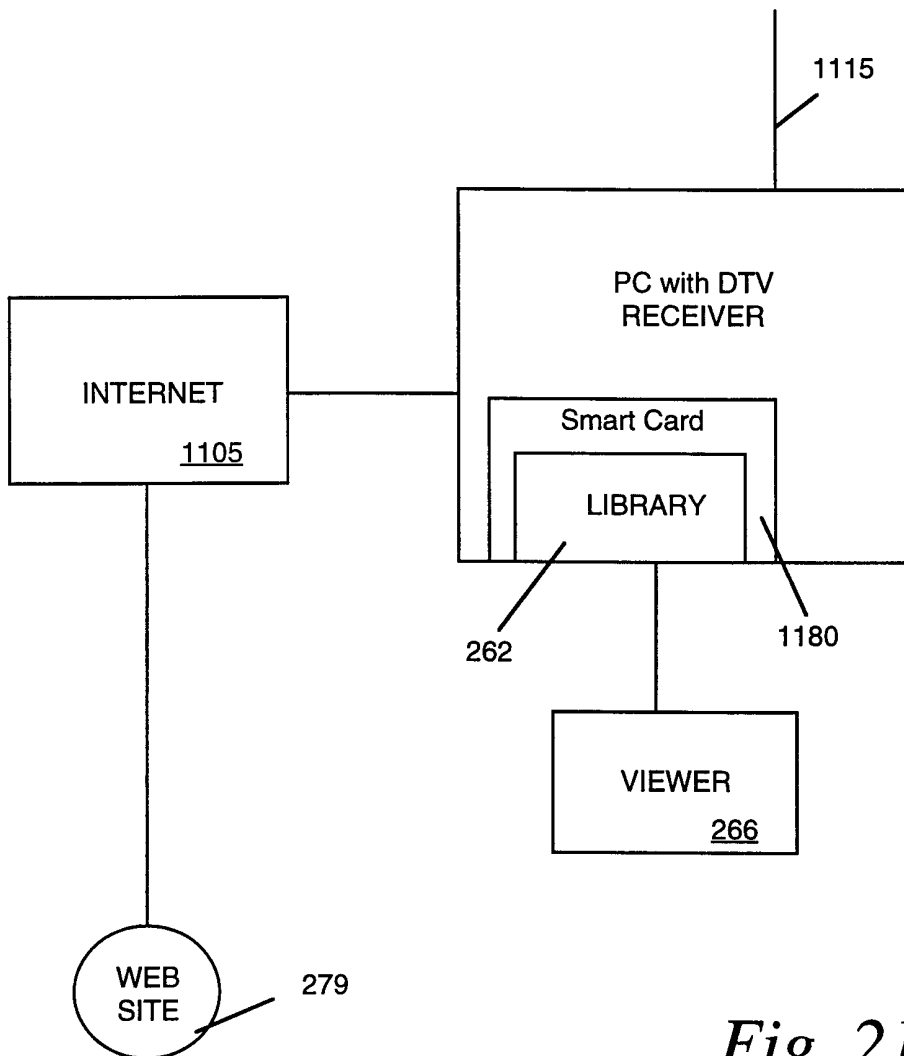


Fig. 21e

39/53

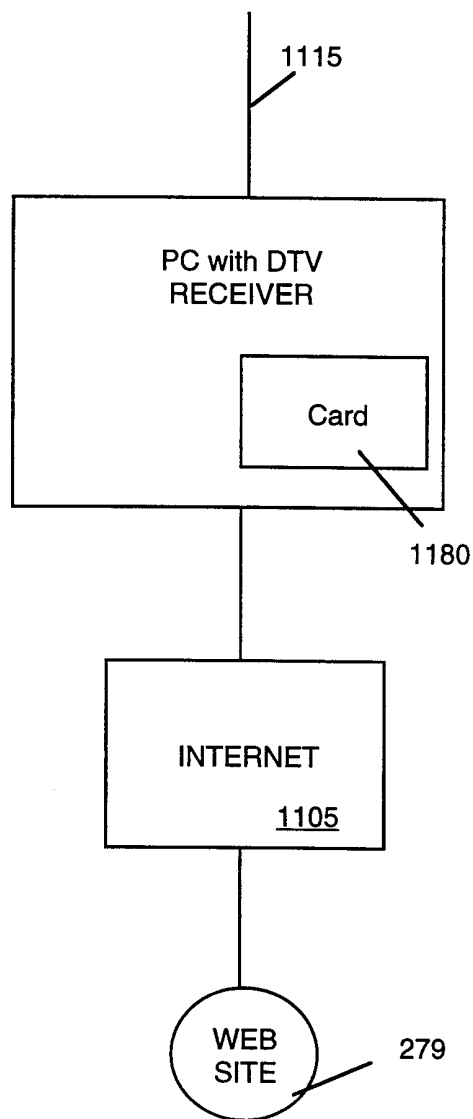


Fig. 21f

40/53

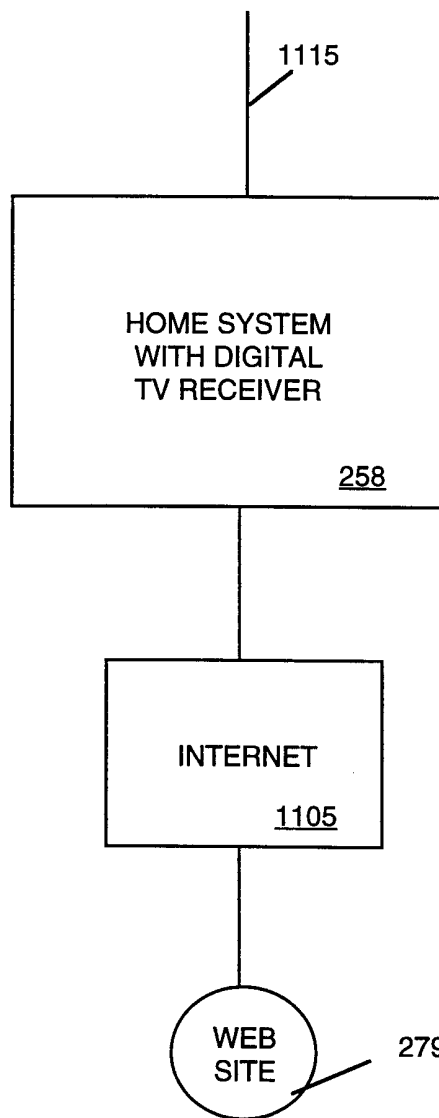


Fig. 21g

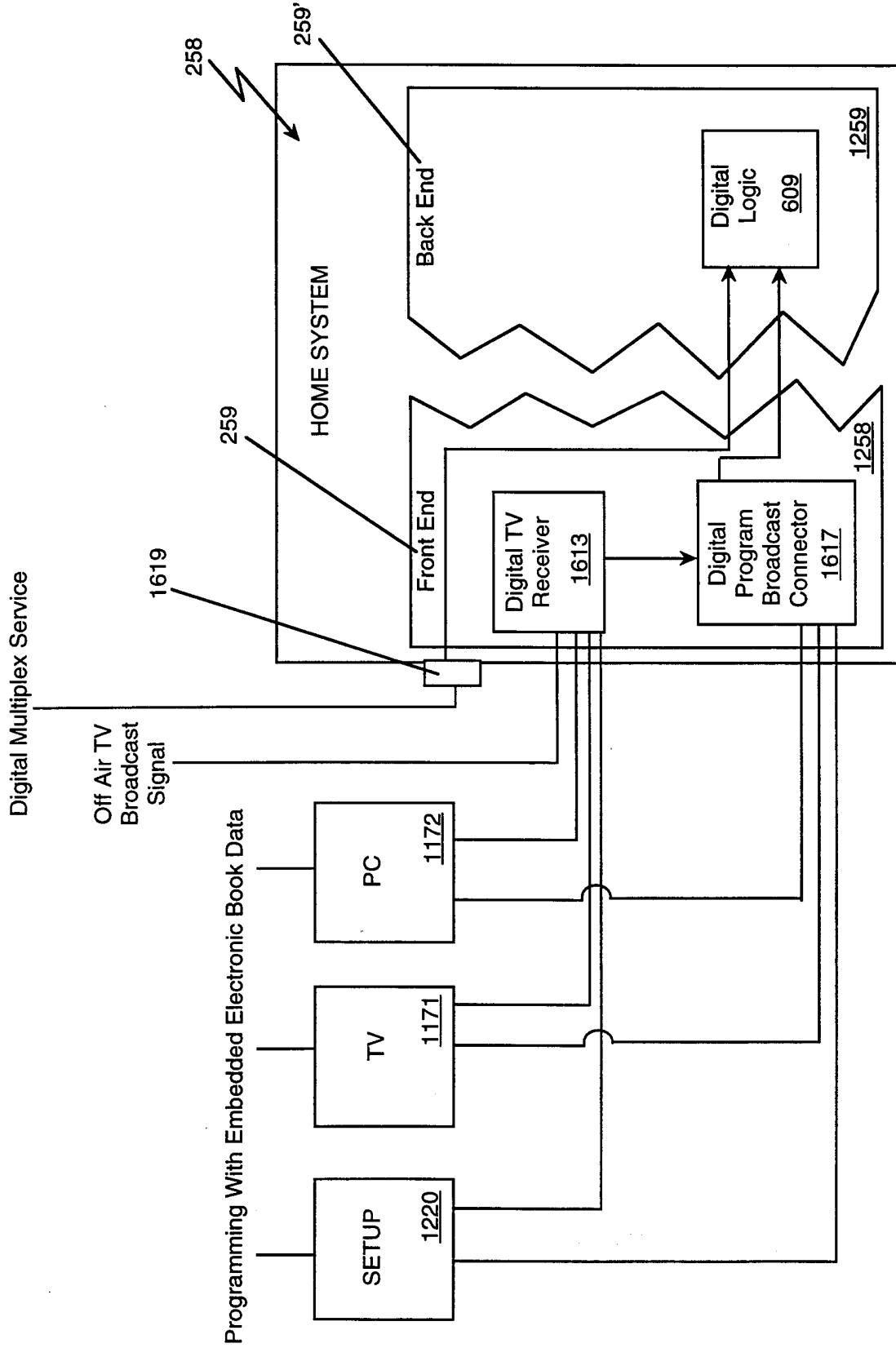


Fig. 22

42/53

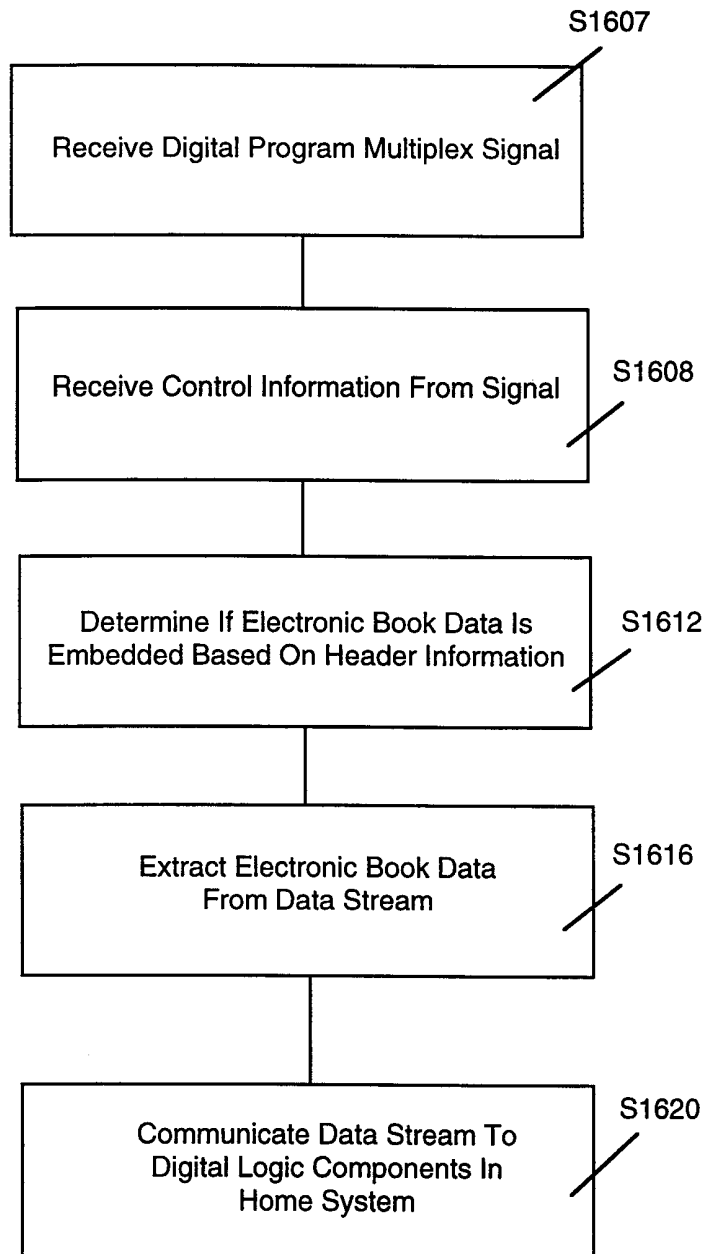


Fig. 23

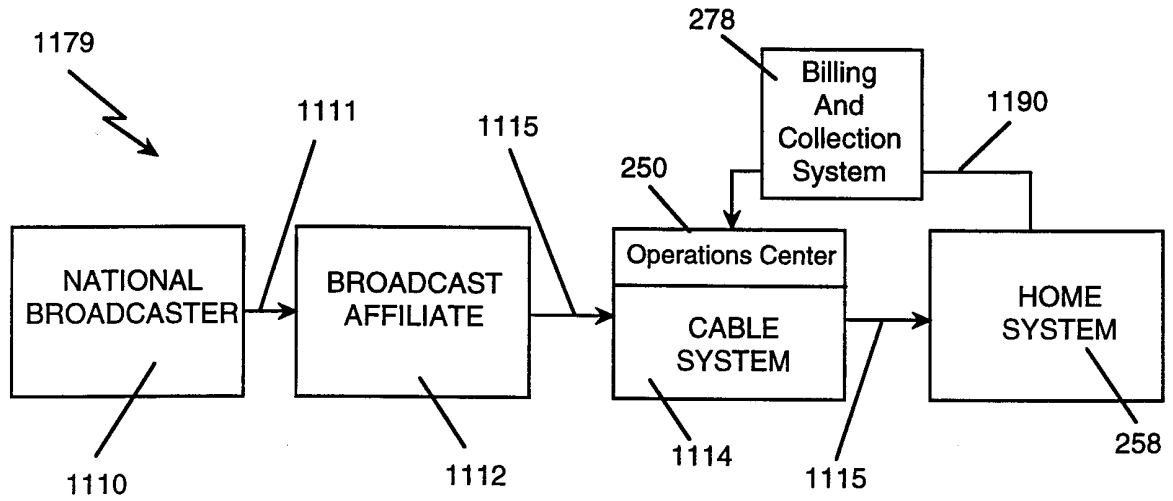


Fig. 24a

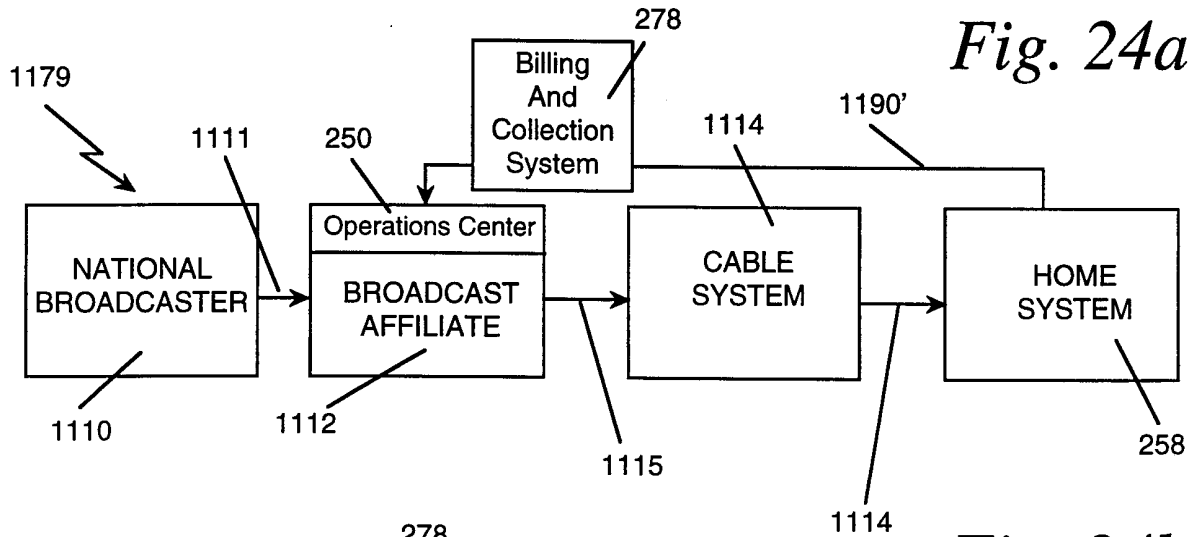


Fig. 24b

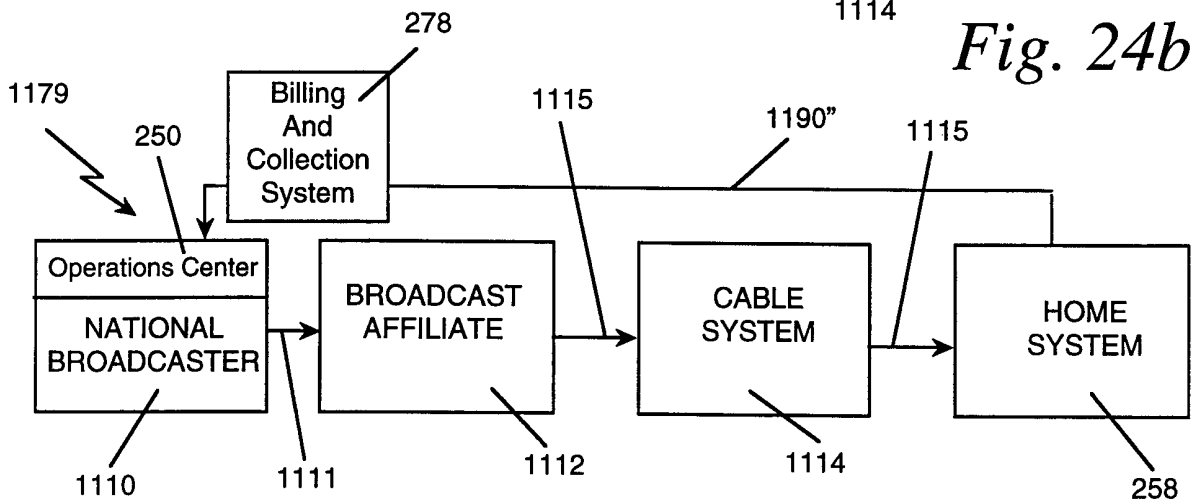


Fig. 24c

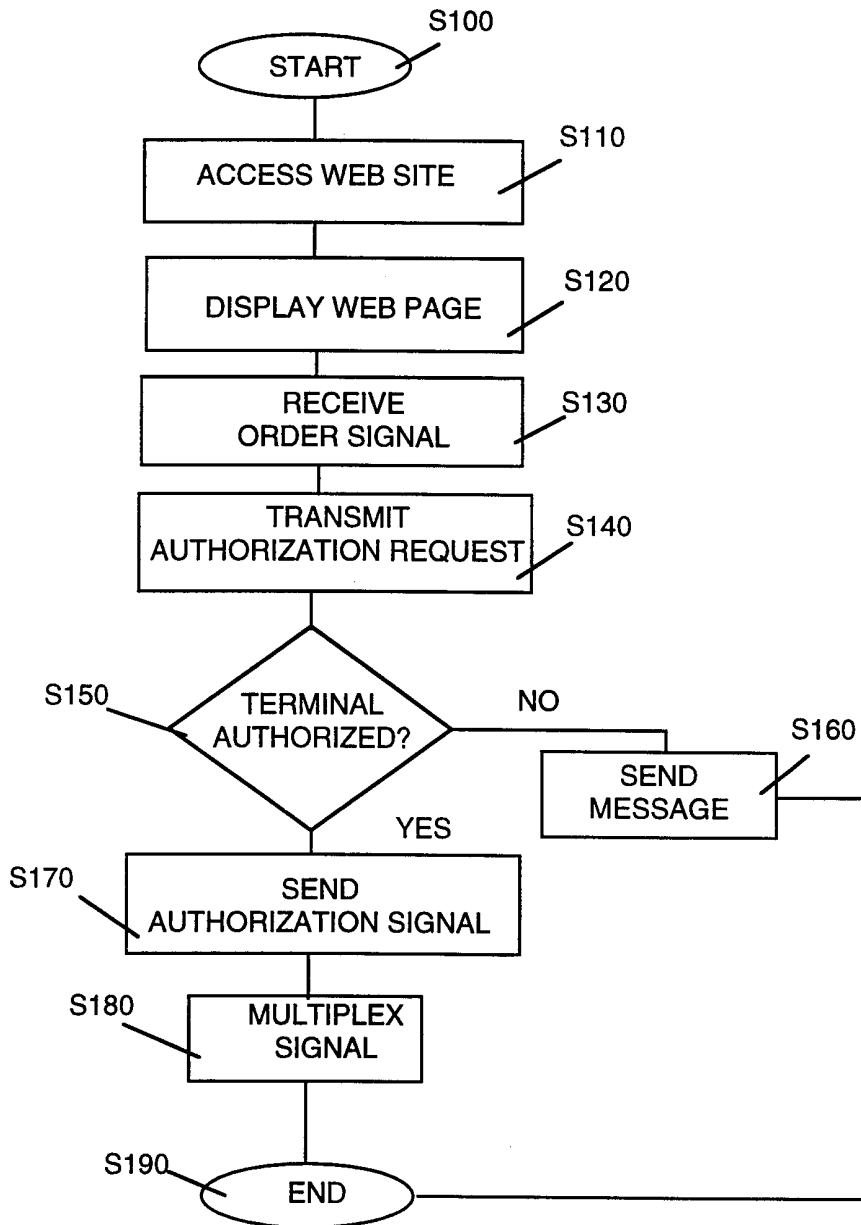


Fig. 25

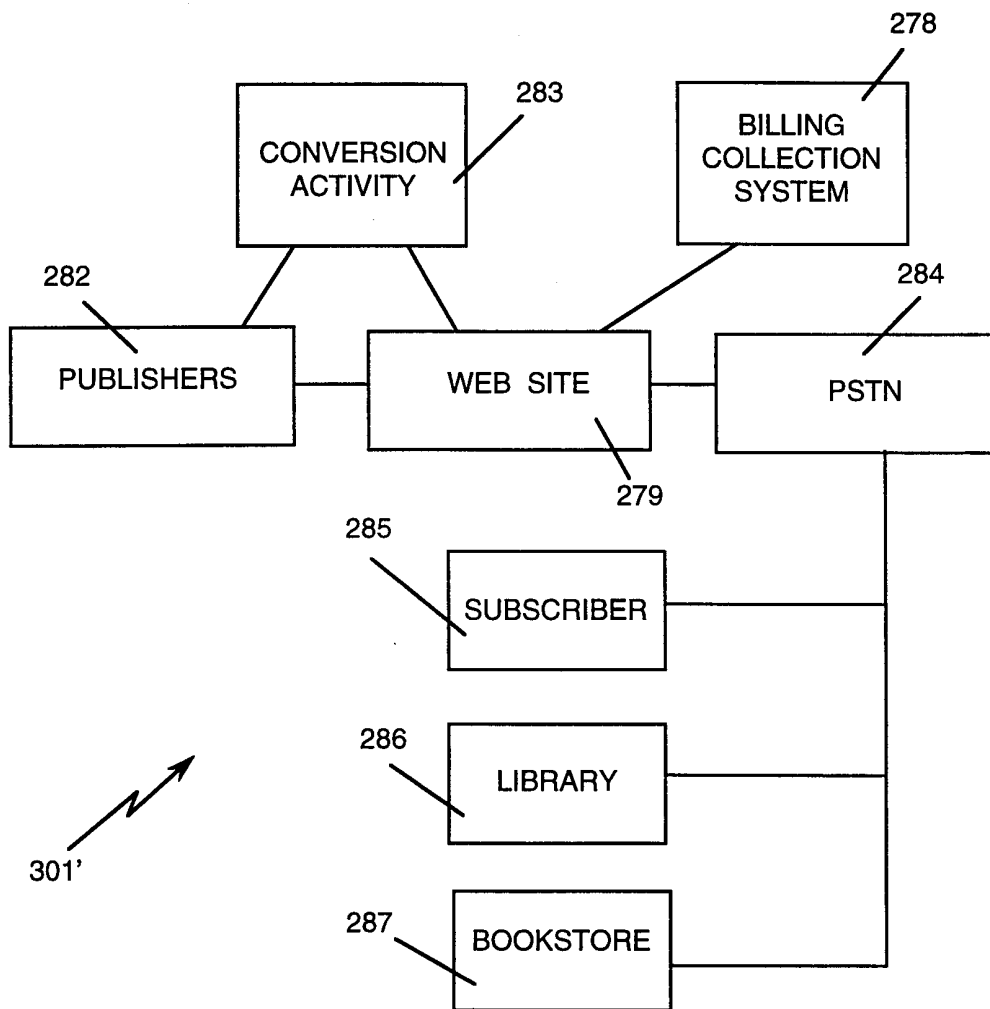


Fig. 26

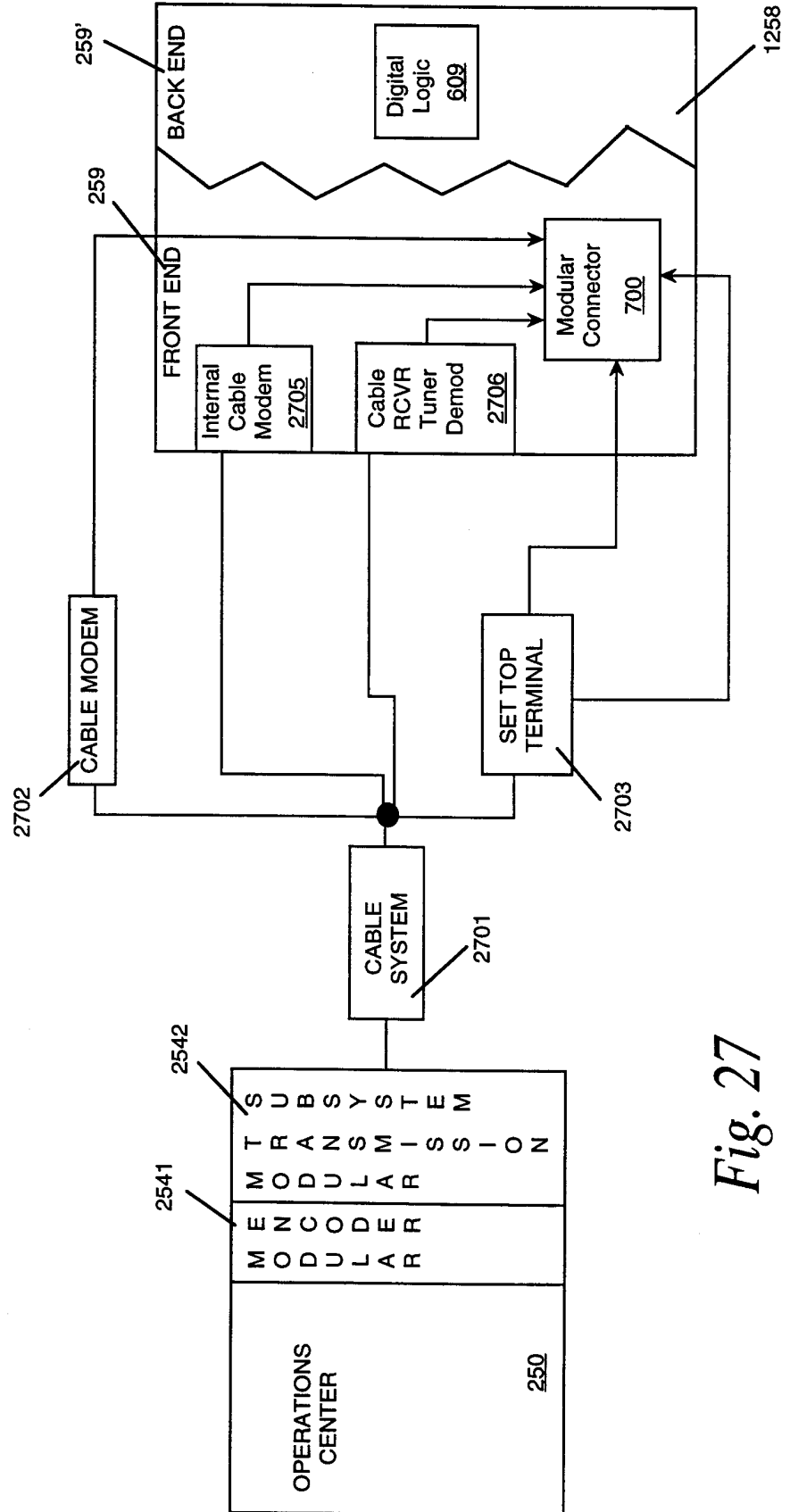


Fig. 27

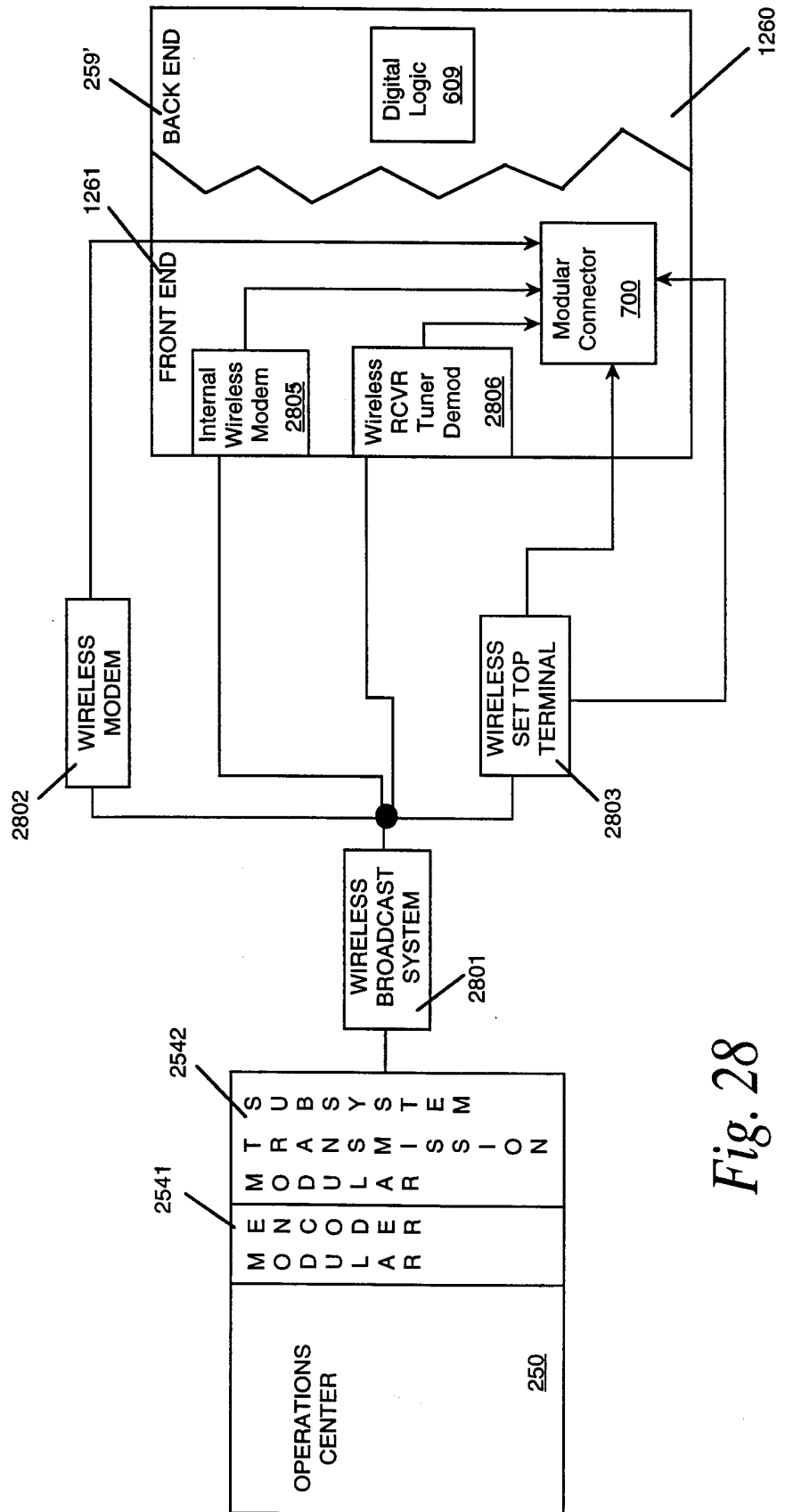


Fig. 28

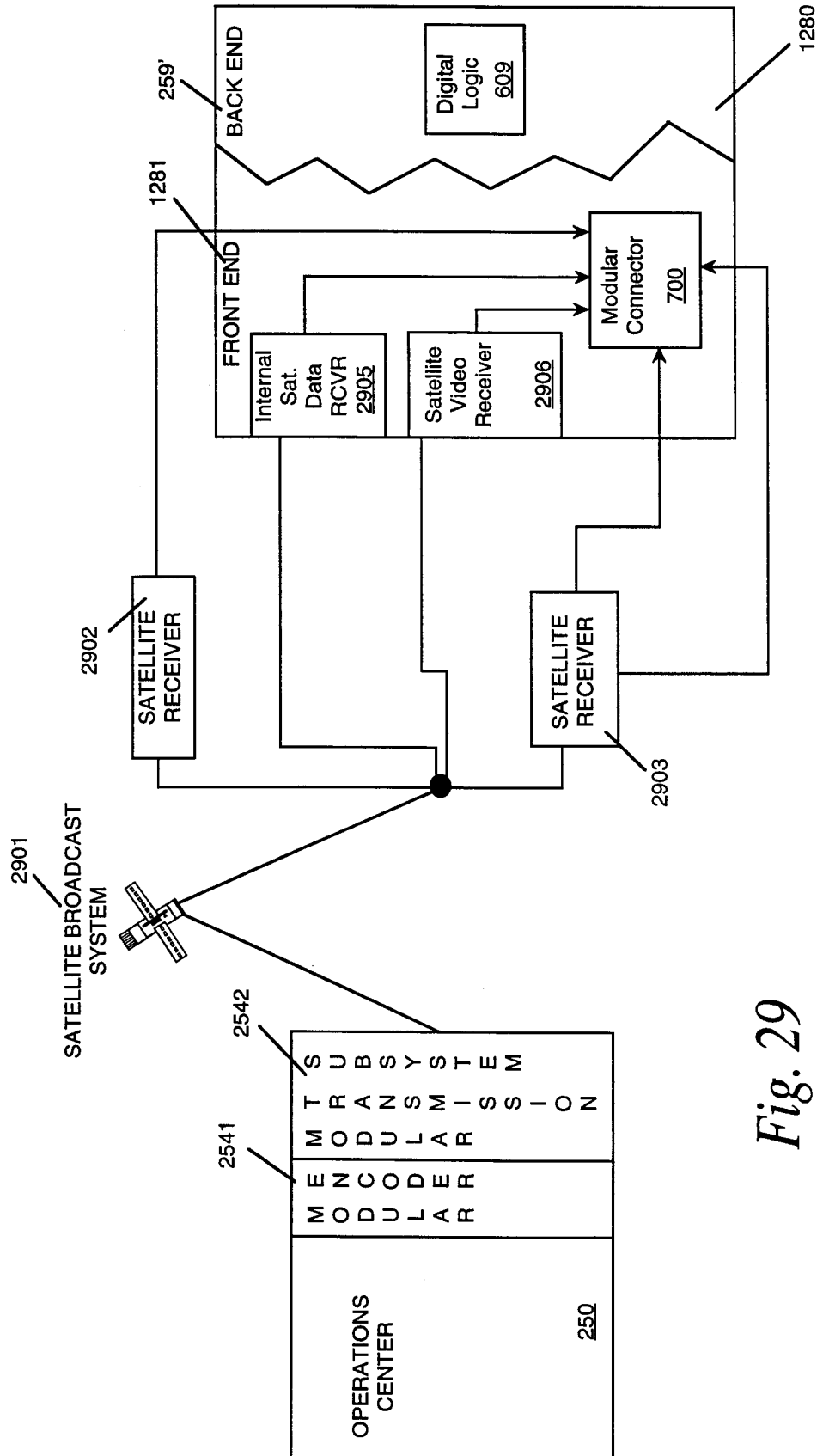


Fig. 29

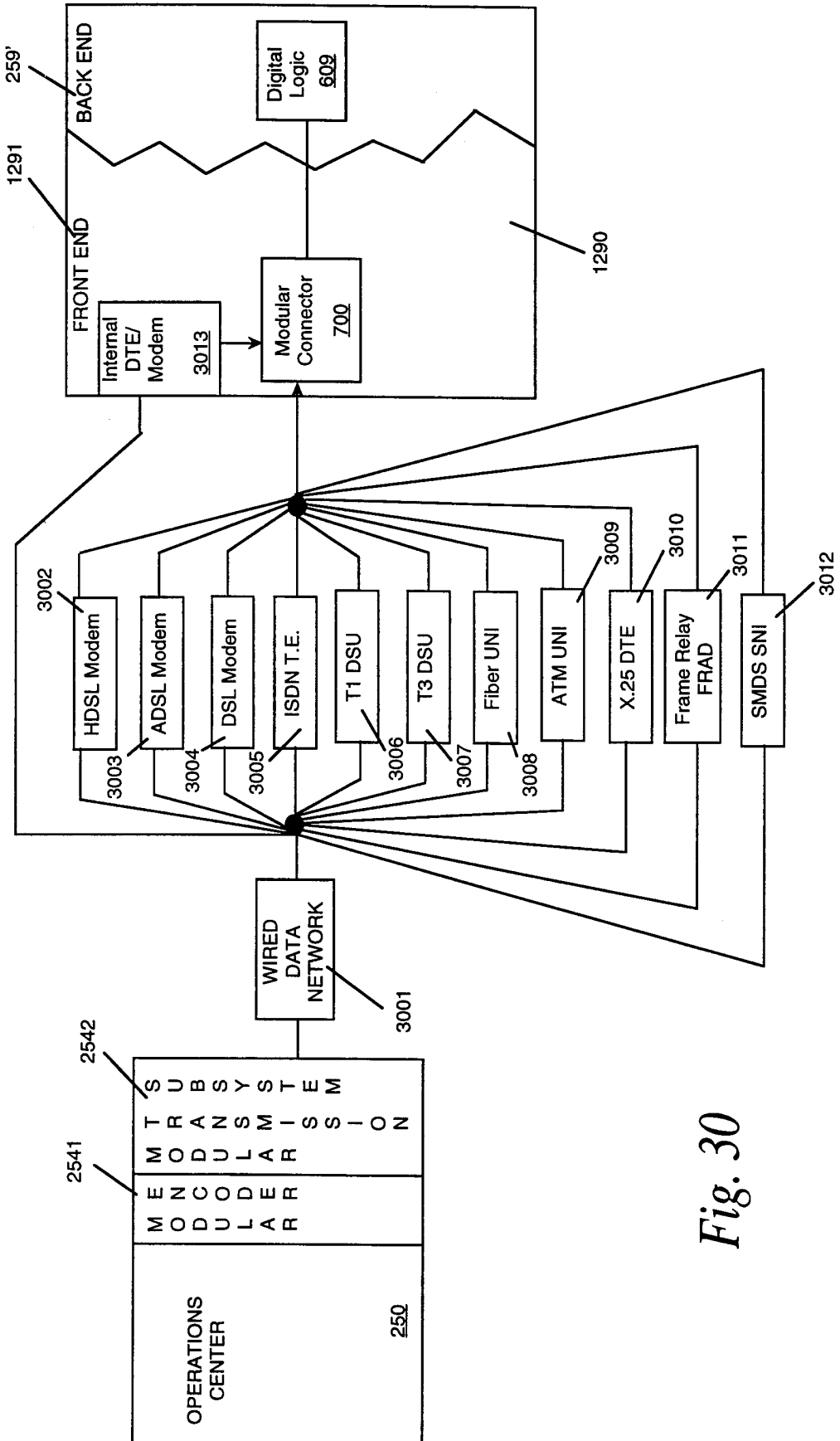


Fig. 30

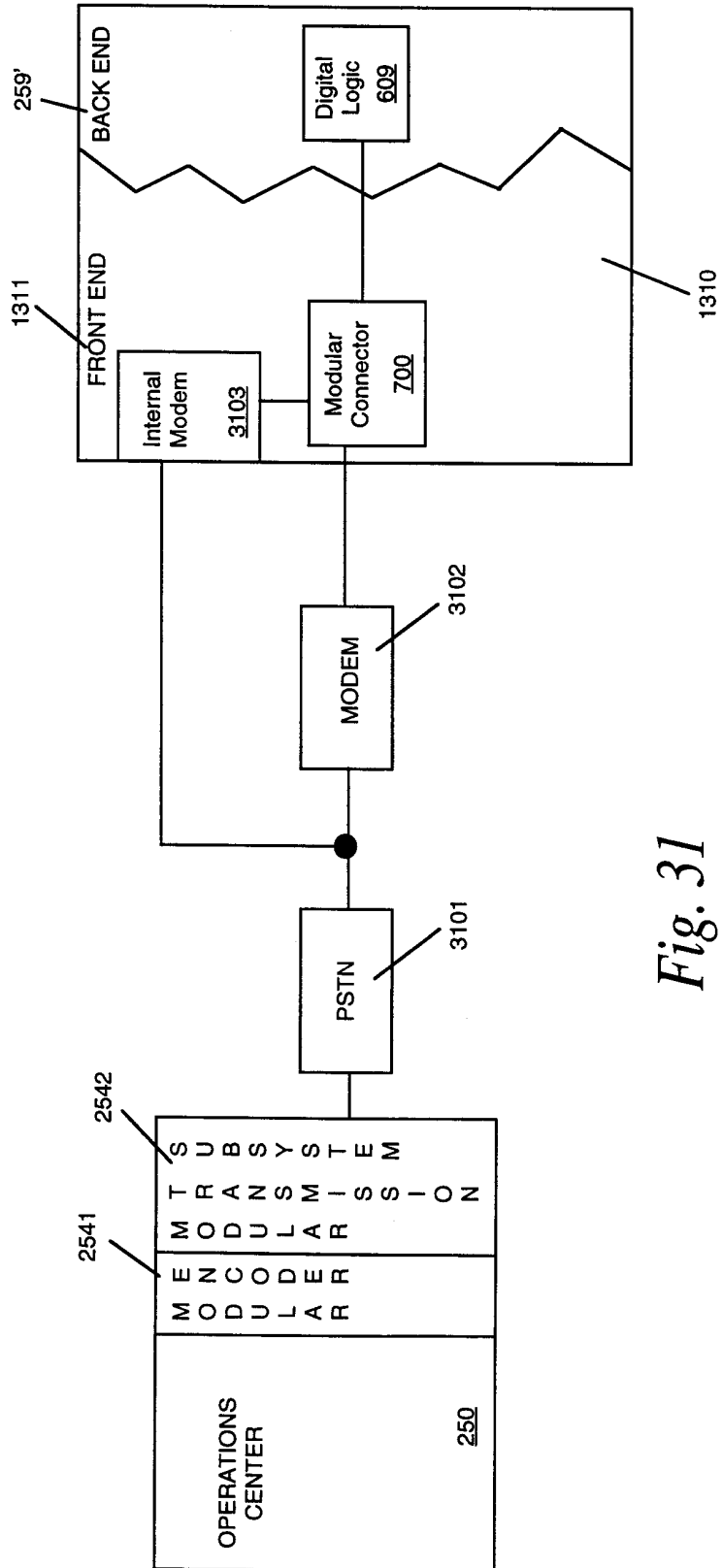


Fig. 31

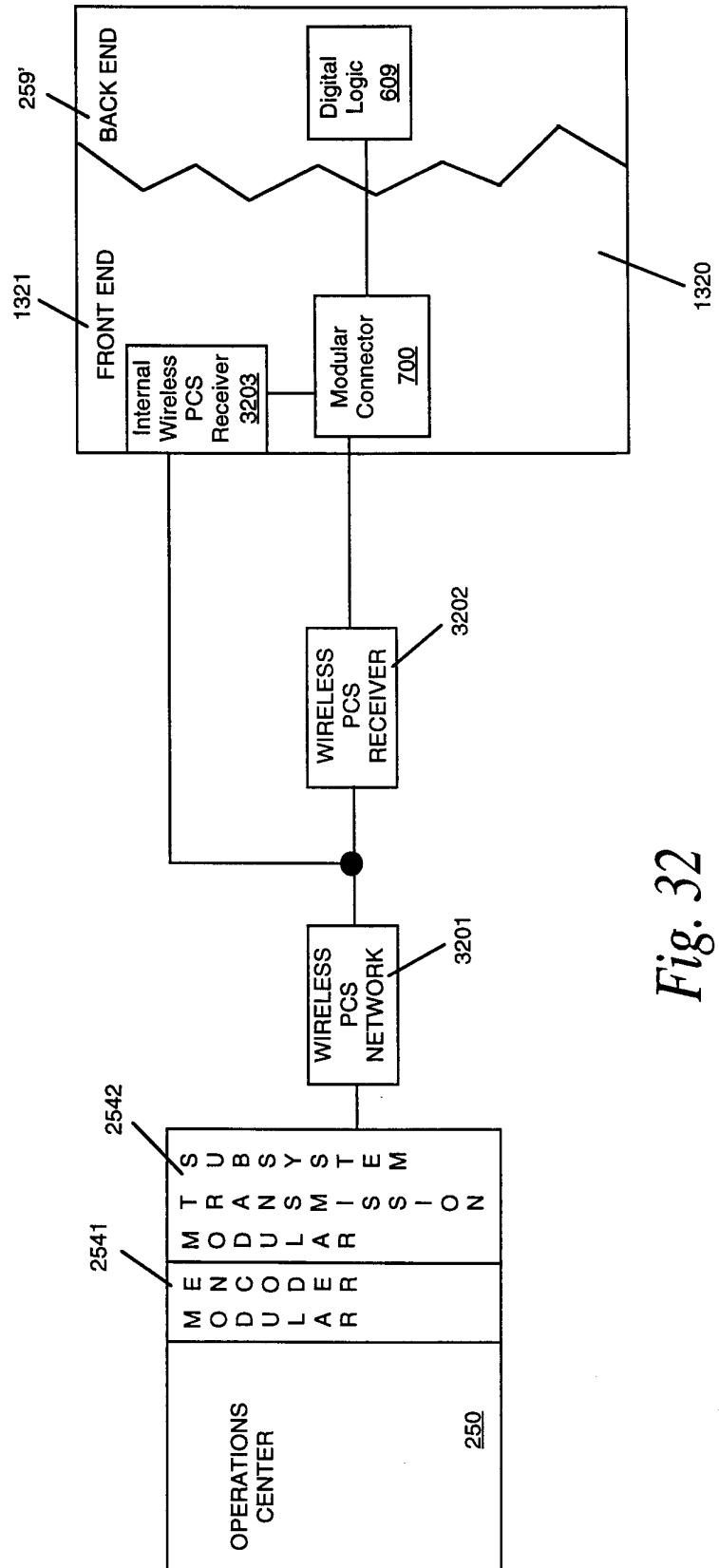


Fig. 32

52/53

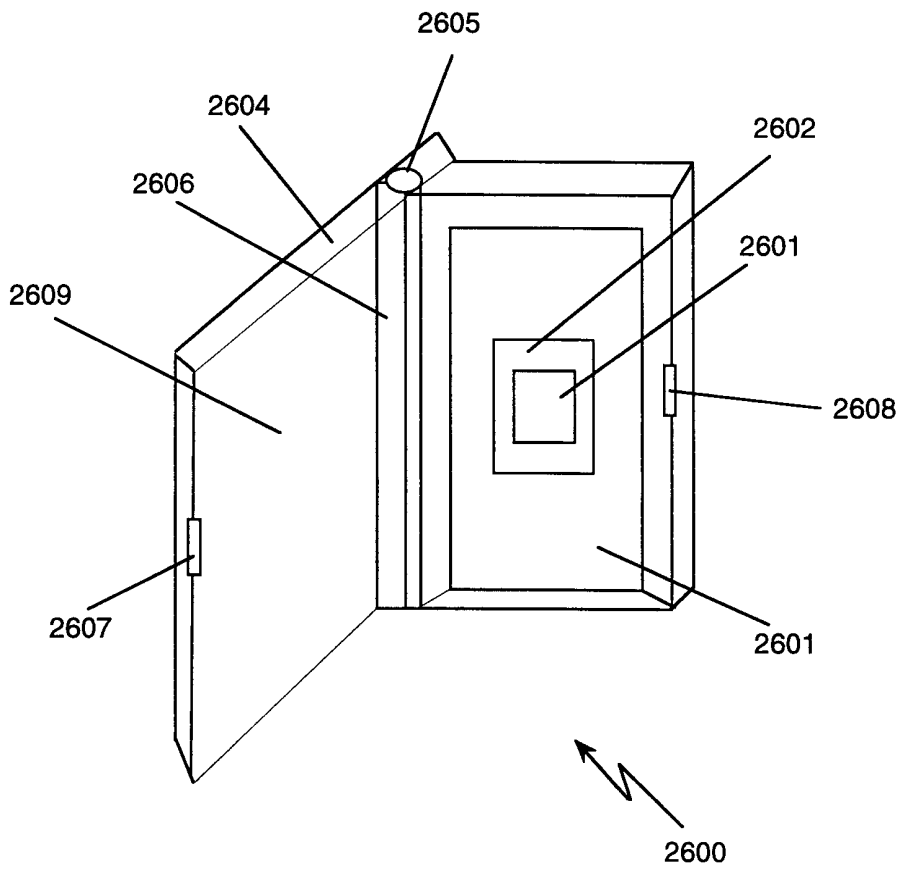


Fig. 33

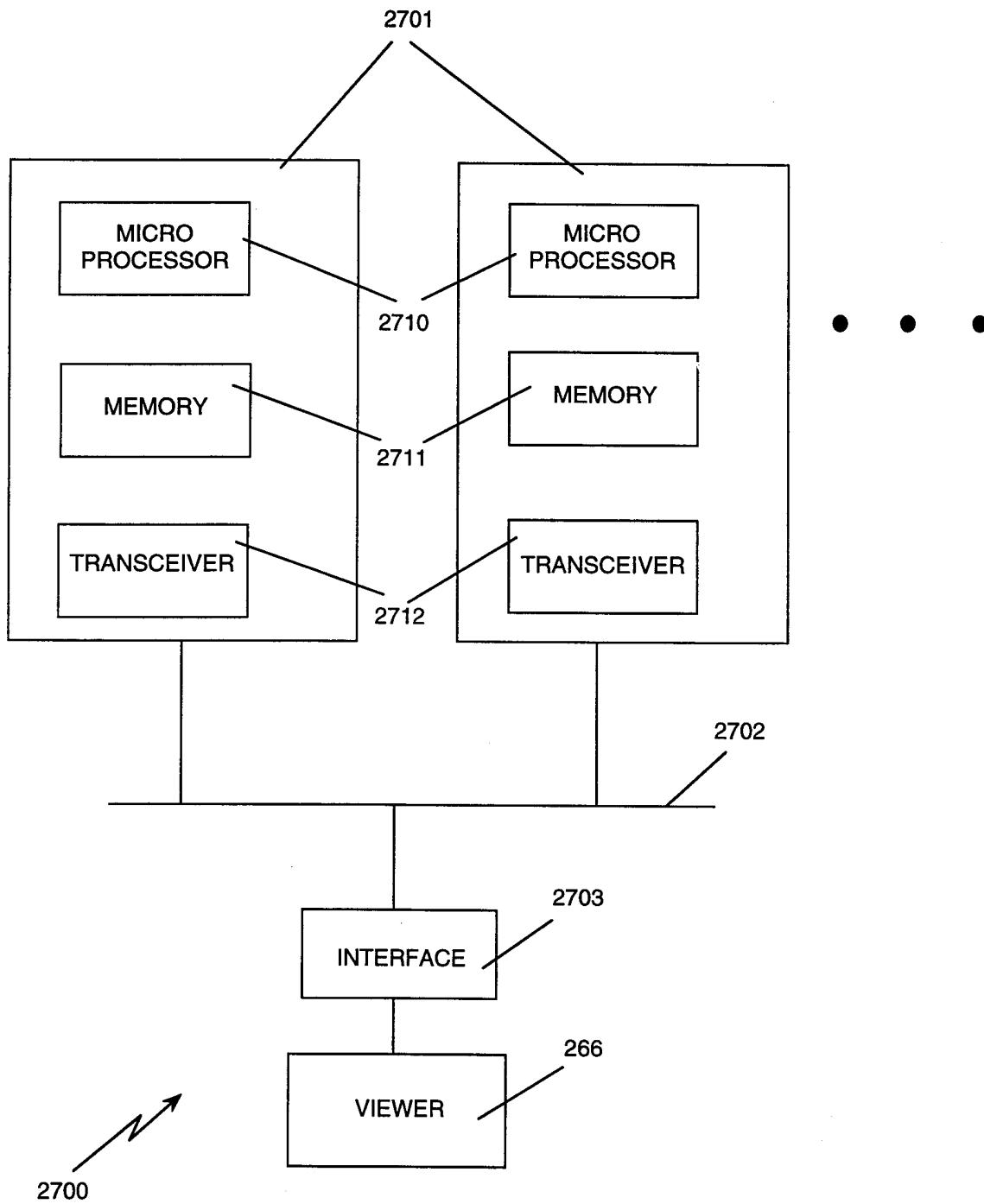


Fig. 34