



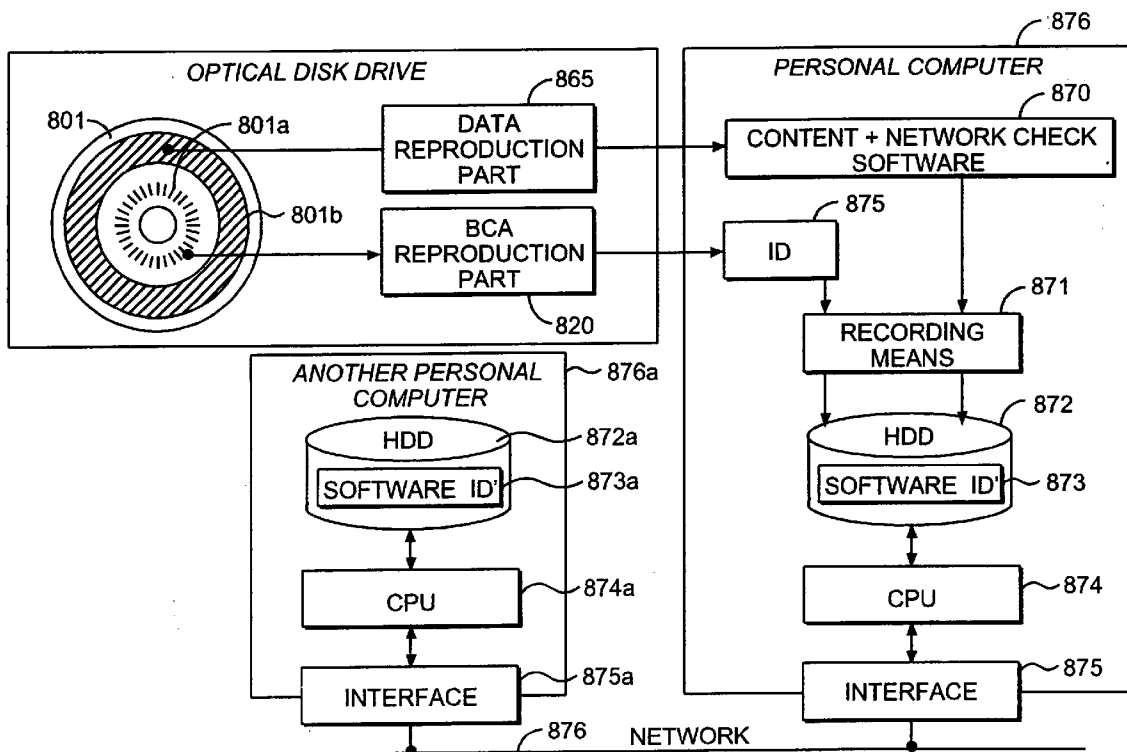
US 20040181488A1

(19) **United States**(12) **Patent Application Publication**
Oshima et al.(10) **Pub. No.: US 2004/0181488 A1**(43) **Pub. Date: Sep. 16, 2004**(54) **RECORDING MEDIUM, RECORDER,
REPRODUCER, CRYPTOCOMMUNICATION
SYSTEM AND PROGRAM LICENSE SYSTEM**(75) Inventors: **Mitsuaki Oshima**, Kyoto-shi (JP);
Yoshiho Gotoh, Osaka-shi (JP);
Shinichi Tanaka, Tuzuki-gun (JP);
Kenji Koishi, Sanda-shi (JP); **Mitsurou**
Moriya, Ikoma-shi (JP); **Yoshinari**
Takemura, Settu-shi (JP)

Correspondence Address:

PARKHURST & WENDEL, L.L.P.**1421 PRINCE STREET****SUITE 210****ALEXANDRIA, VA 22314-2805 (US)**(73) Assignee: **Matsushita Electric Industrial Co.,
Ltd.**, Kadoma-shi (JP)(21) Appl. No.: **10/809,498**(22) Filed: **Mar. 26, 2004****Related U.S. Application Data**(63) Continuation of application No. 10/418,088, filed on
Apr. 18, 2003, which is a continuation of applicationNo. 09/475,228, filed on Dec. 30, 1999, now Pat. No.
6,611,820, which is a continuation of application No.
08/849,468, filed on Jun. 9, 1997, now Pat. No.
6,081,785, filed as 371 of international application
No. PCT/JP96/02924, filed on Oct. 8, 1996.(30) **Foreign Application Priority Data**Oct. 9, 1995 (JP) 7-261247
Jan. 23, 1996 (JP) 8-008910
Aug. 9, 1996 (JP) 8-211304**Publication Classification**(51) Int. Cl.⁷ **G06F 17/60**
(52) U.S. Cl. **705/56**(57) **ABSTRACT**

The operating and other procedures of an optical disk application system of the type for which a network is used are simplified. Optical disks have auxiliary data recording areas, where different IDs for individual disks, and/or cipher keys and/or decoding keys for ciphers are recorded in advance in a factory. By using the IDs to release the soft ciphers, using the cipher keys when sending the ciphers, and using the decoding keys when receiving the ciphers, user authorization procedures are simplified.



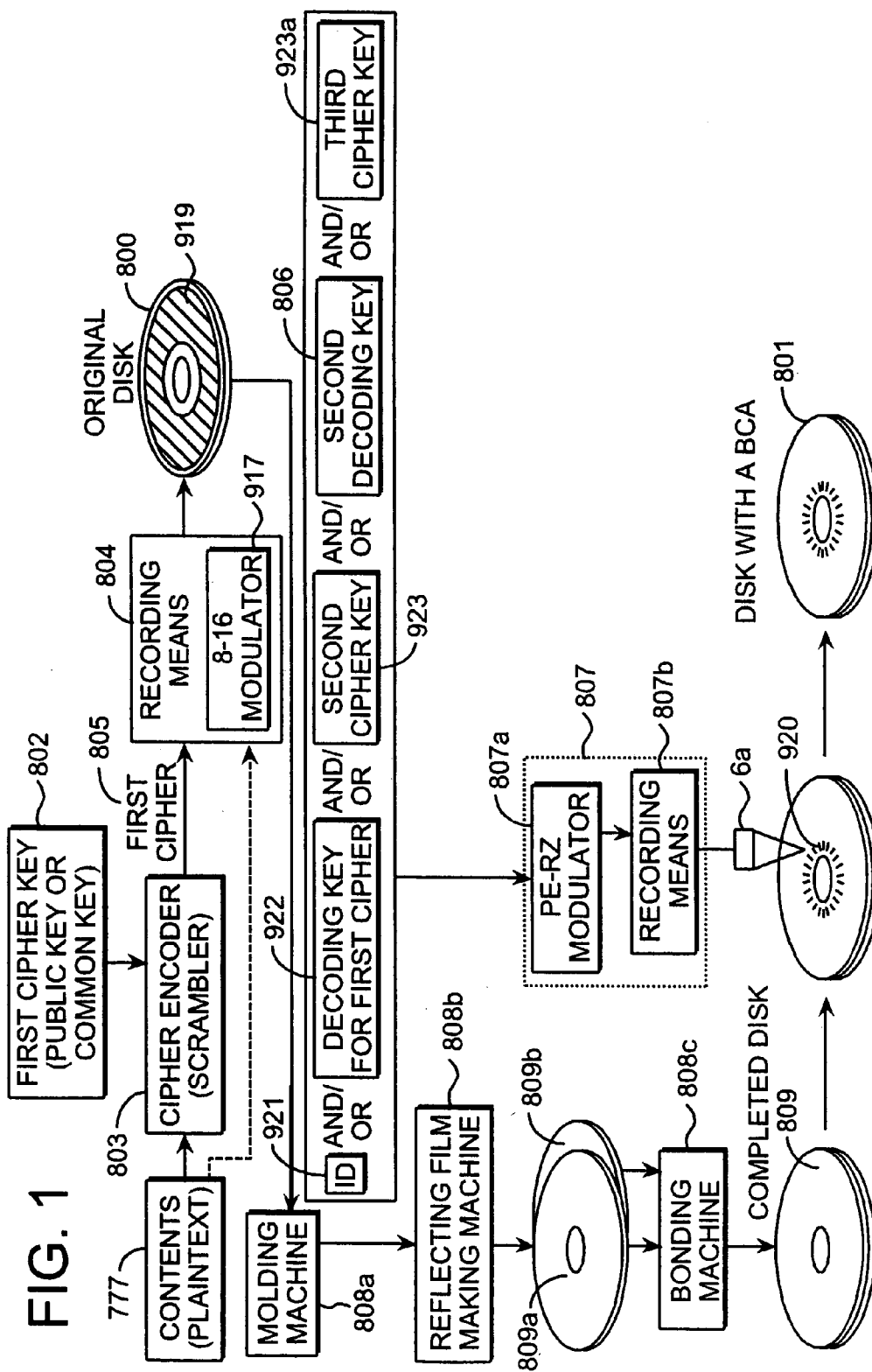


FIG. 2A BCA RECORDING WITH A LASER

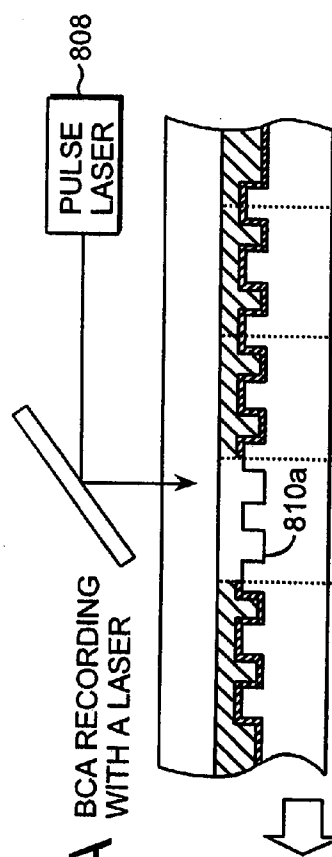


FIG. 2B AFTER BCA RECORDING

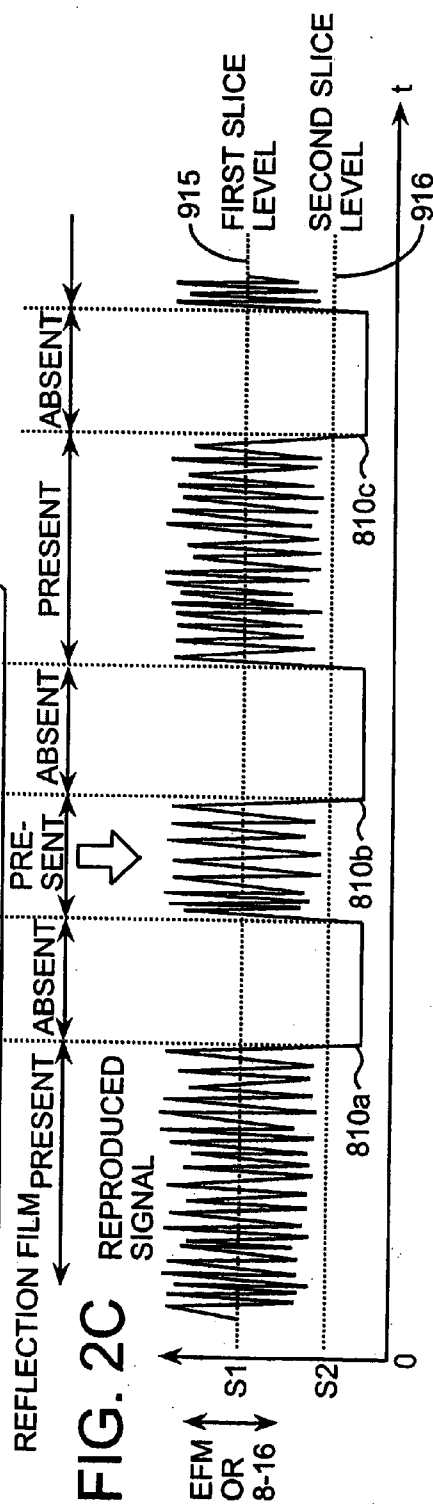
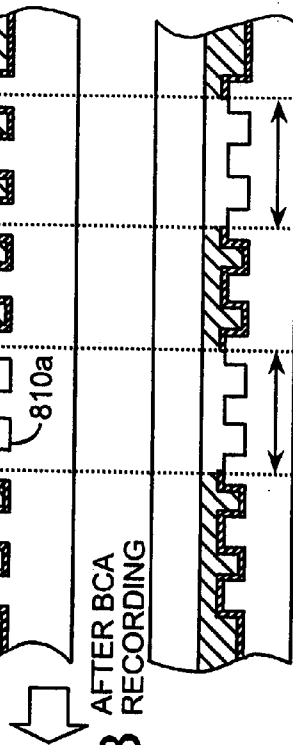


FIG. 3A

TOP PLAN

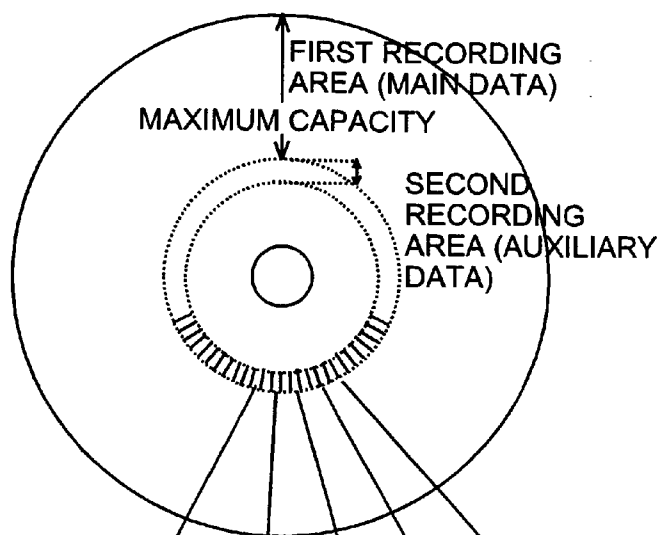


FIG. 3B

BAR CODE
PE MODULATION

RECORDED SIGNAL

FIG. 3C

RECORDED
SIGNAL

FIG. 3D

RECORDED
DATA

REPRODUCED SIGNAL

FIG. 3E

REPRODUCED
SIGNAL

FIG. 3F

FILTERED

FIG. 3G

REPRODUCED
DATA

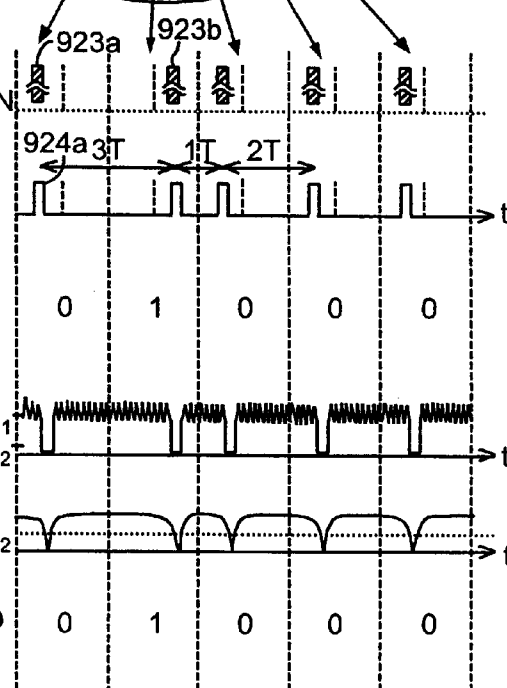


FIG. 4A

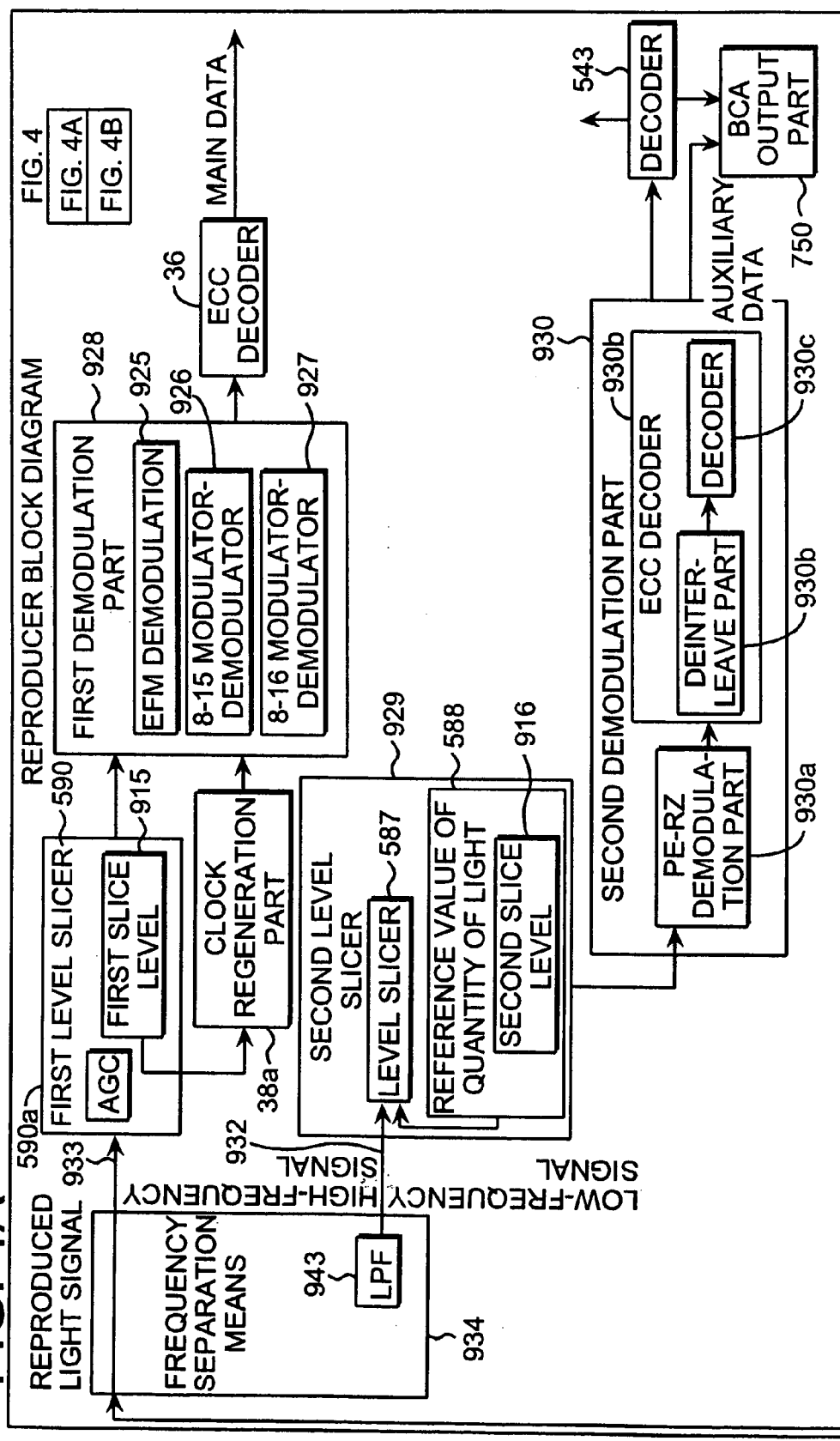
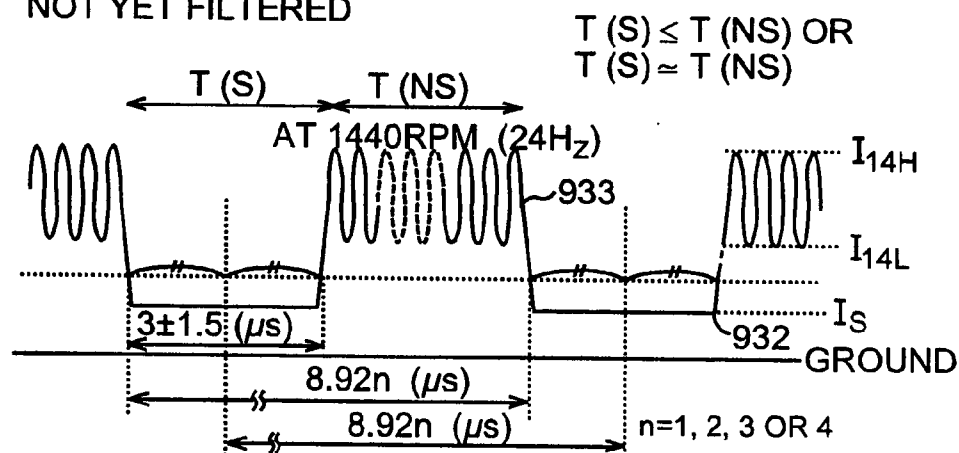


FIG. 5A

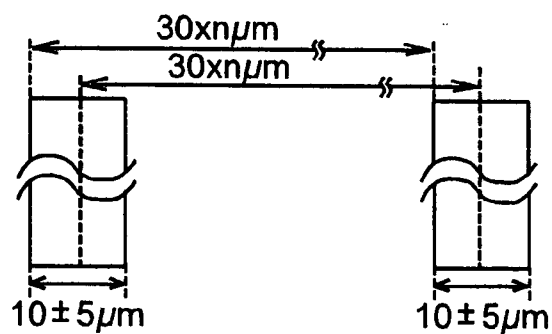
WAVEFORM OF REPRODUCED SIGNAL
NOT YET FILTERED



RULE OF REFLECTANCE $I_s / I_{14H} \leq 0.1$

FIG. 5B

SLIT DIMENSION ACCURACY (PRECISION)
(AT $r=22.2\text{mm}$)



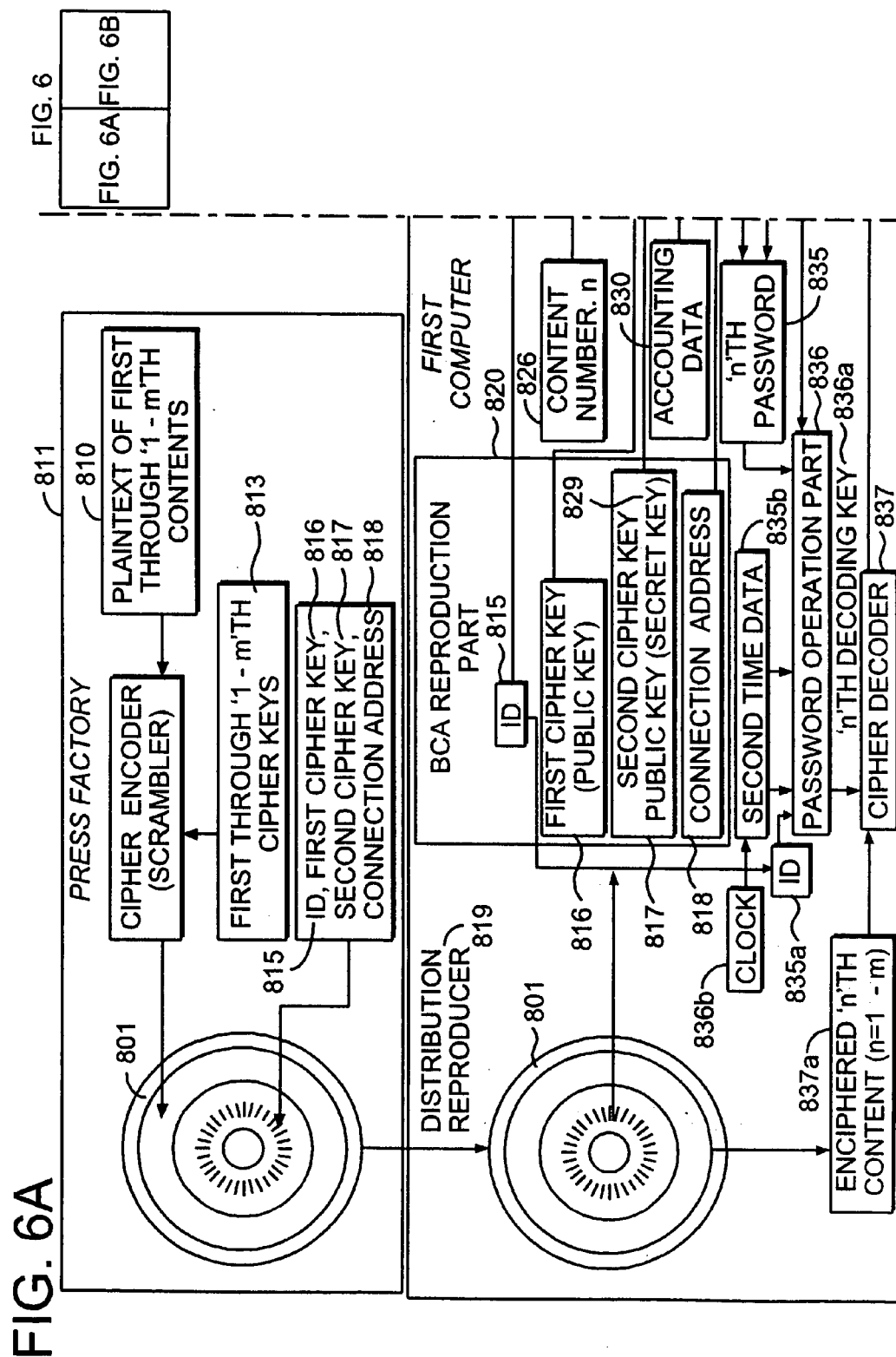
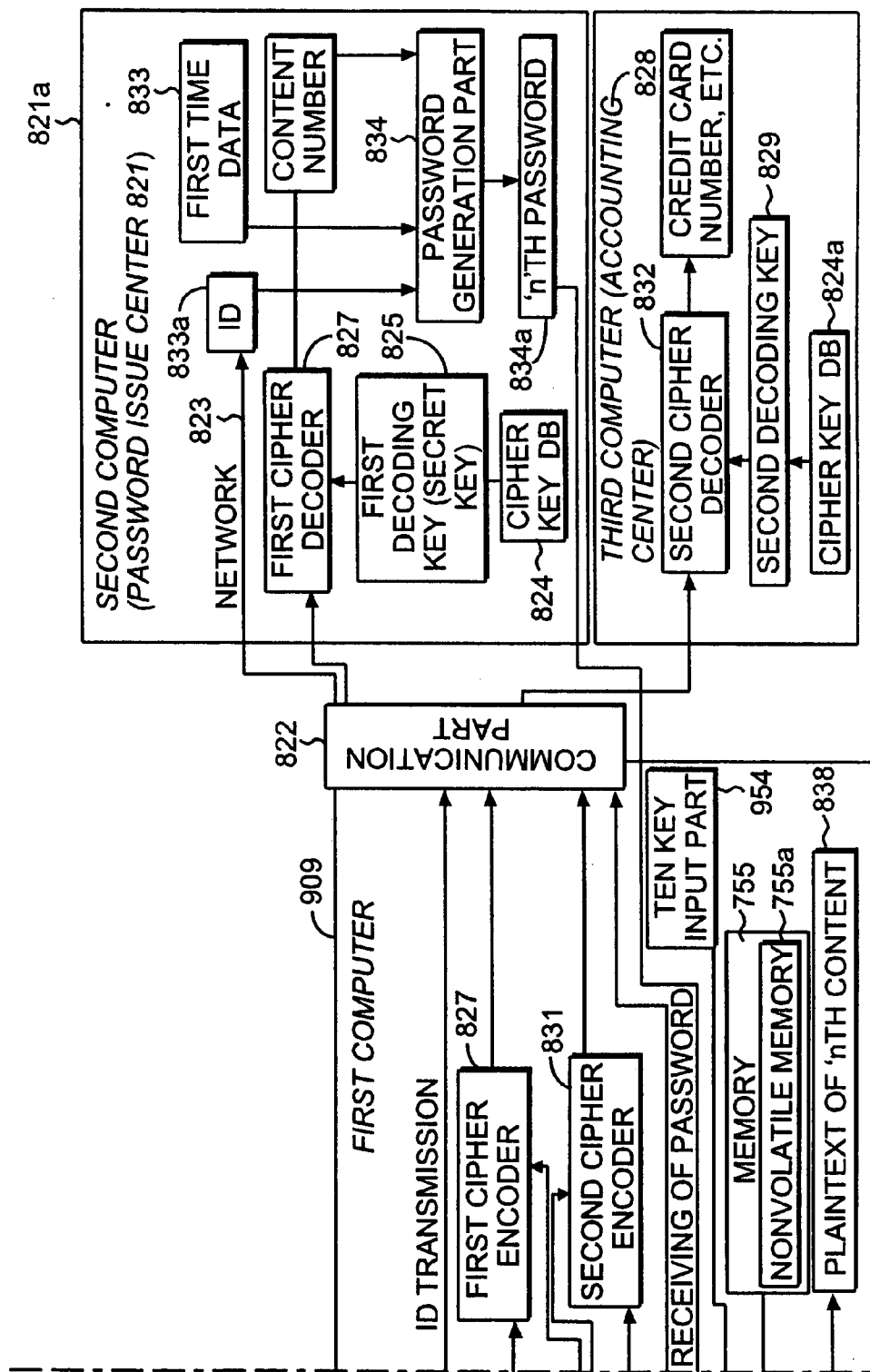
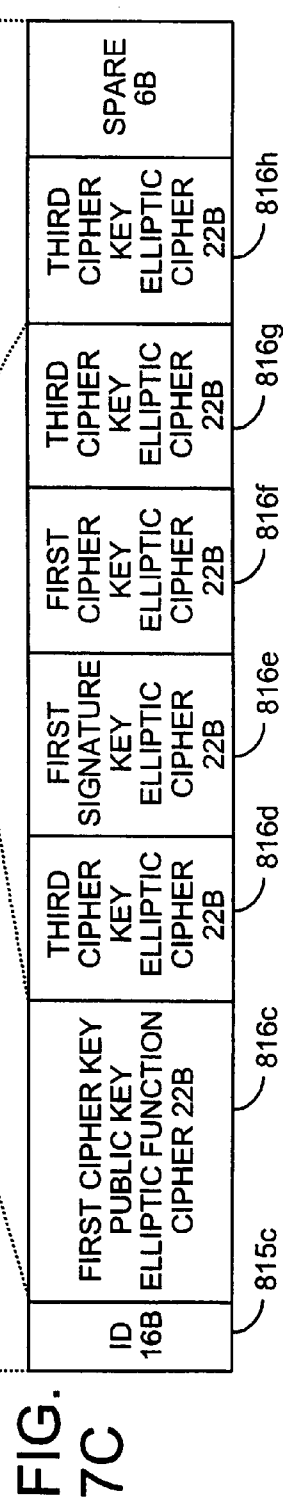

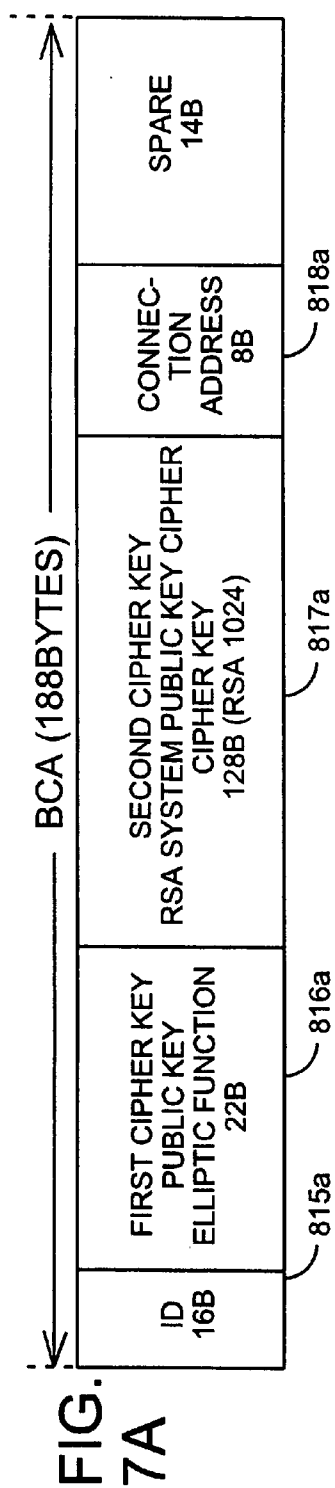
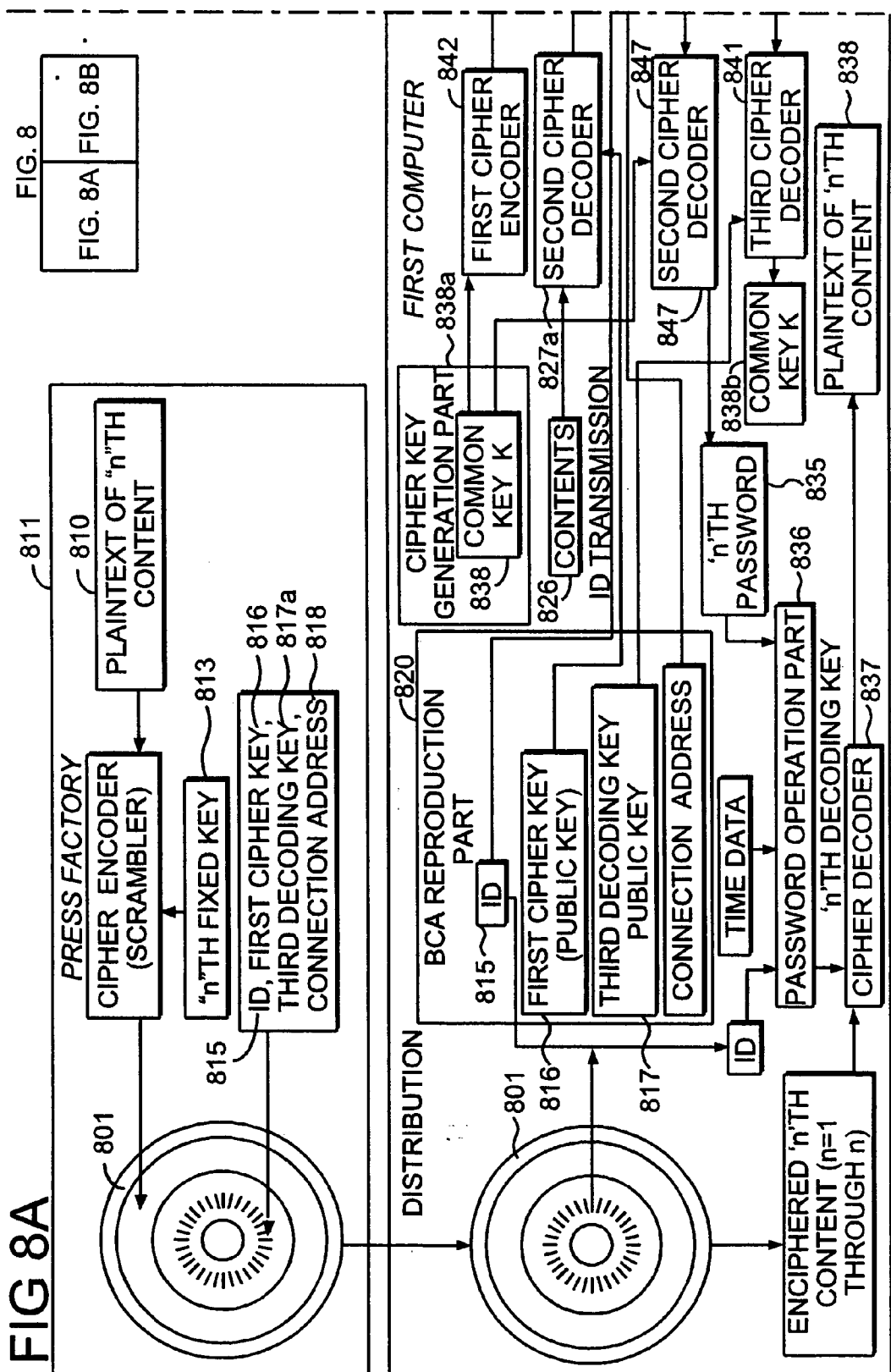


FIG. 6B







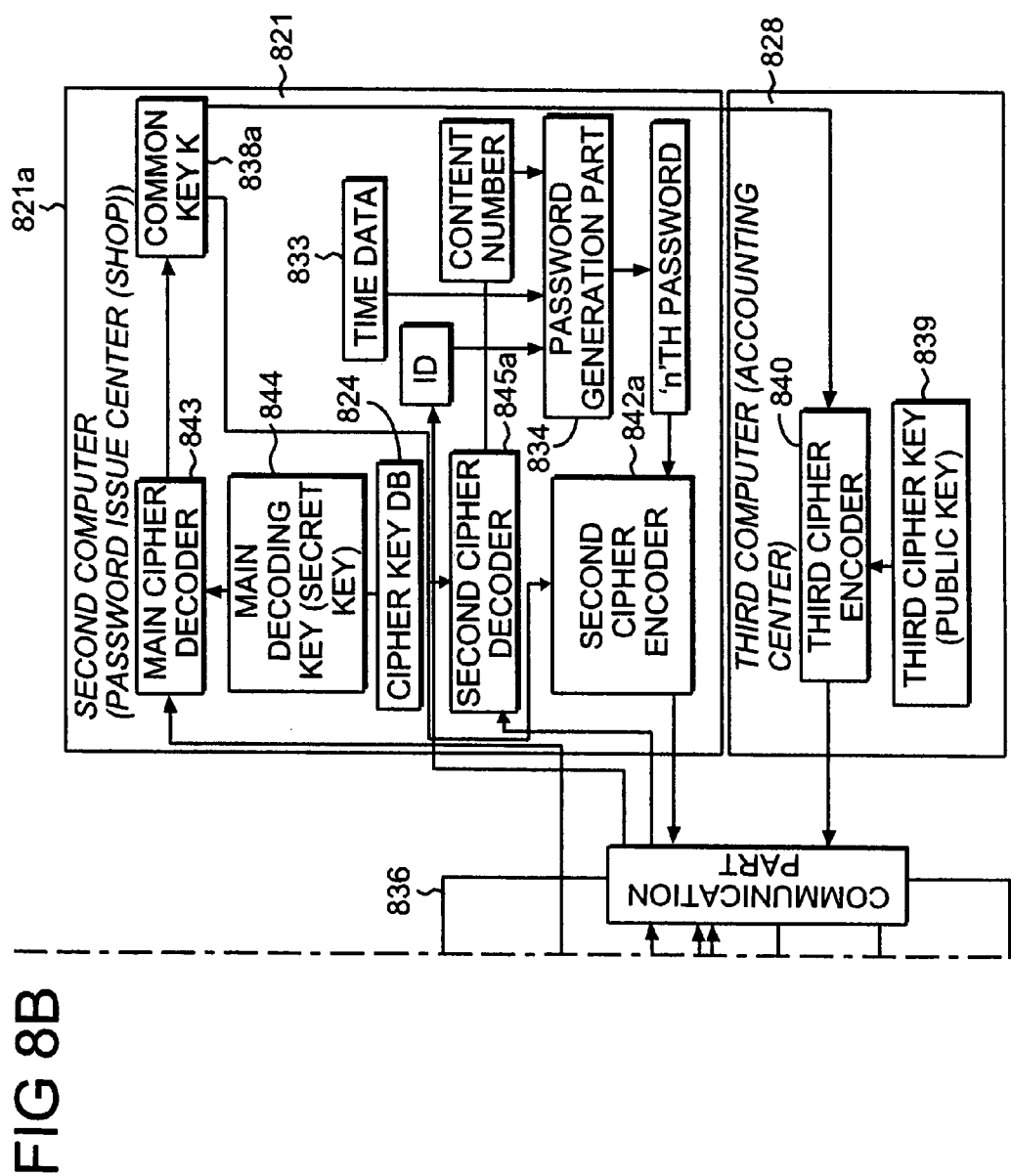


FIG. 9

FIG. 9A

FIG. 9B

FIG. 9A

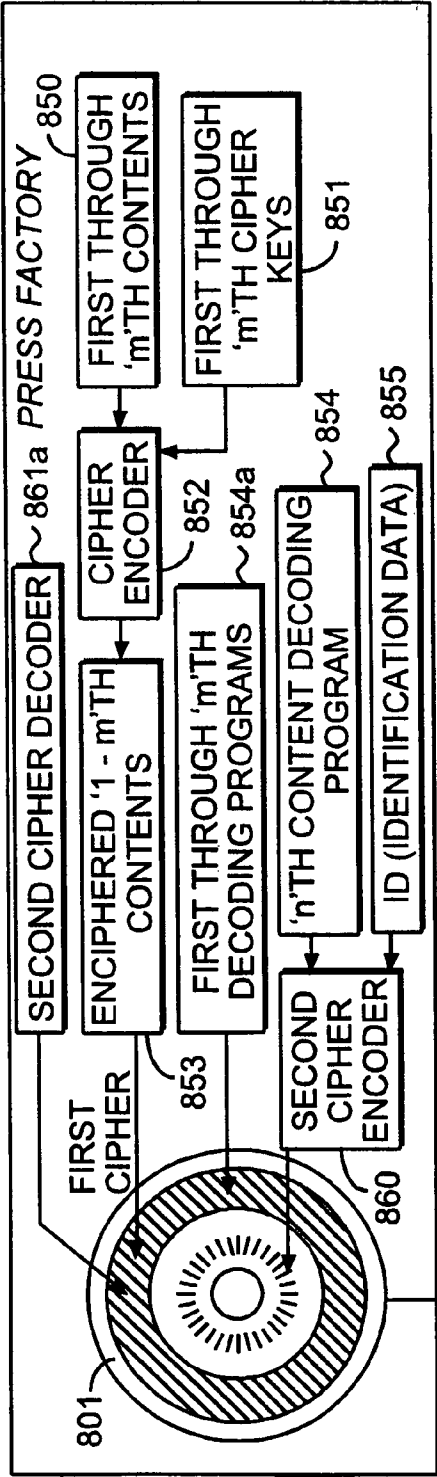
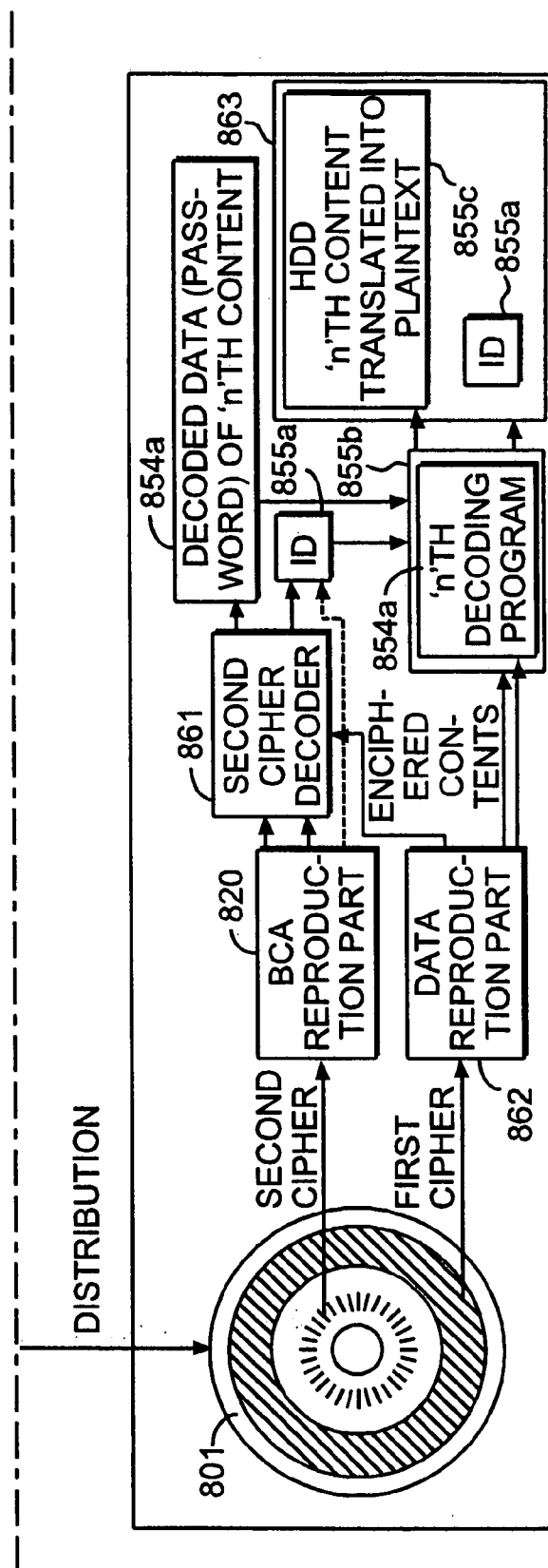
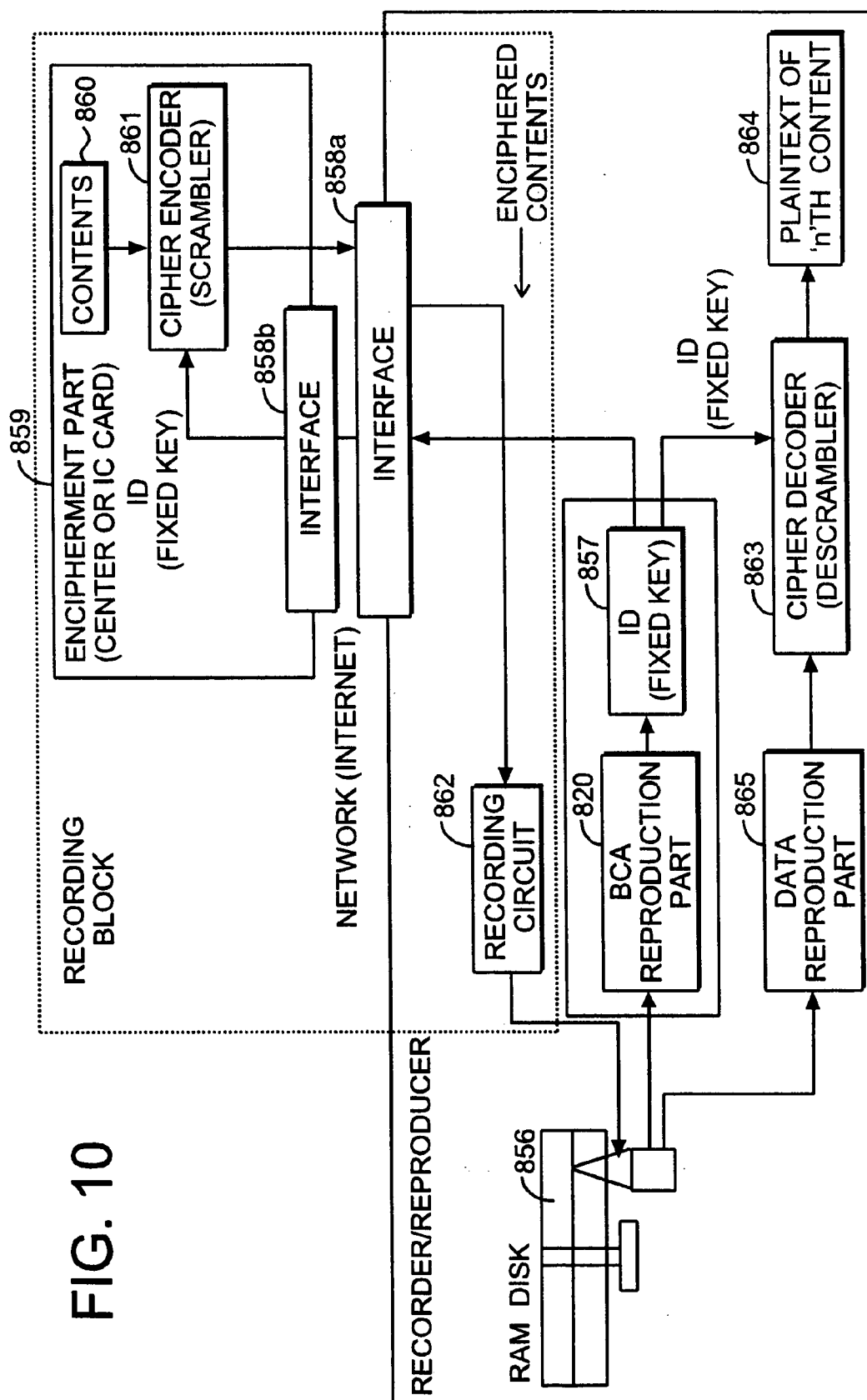


FIG. 9B





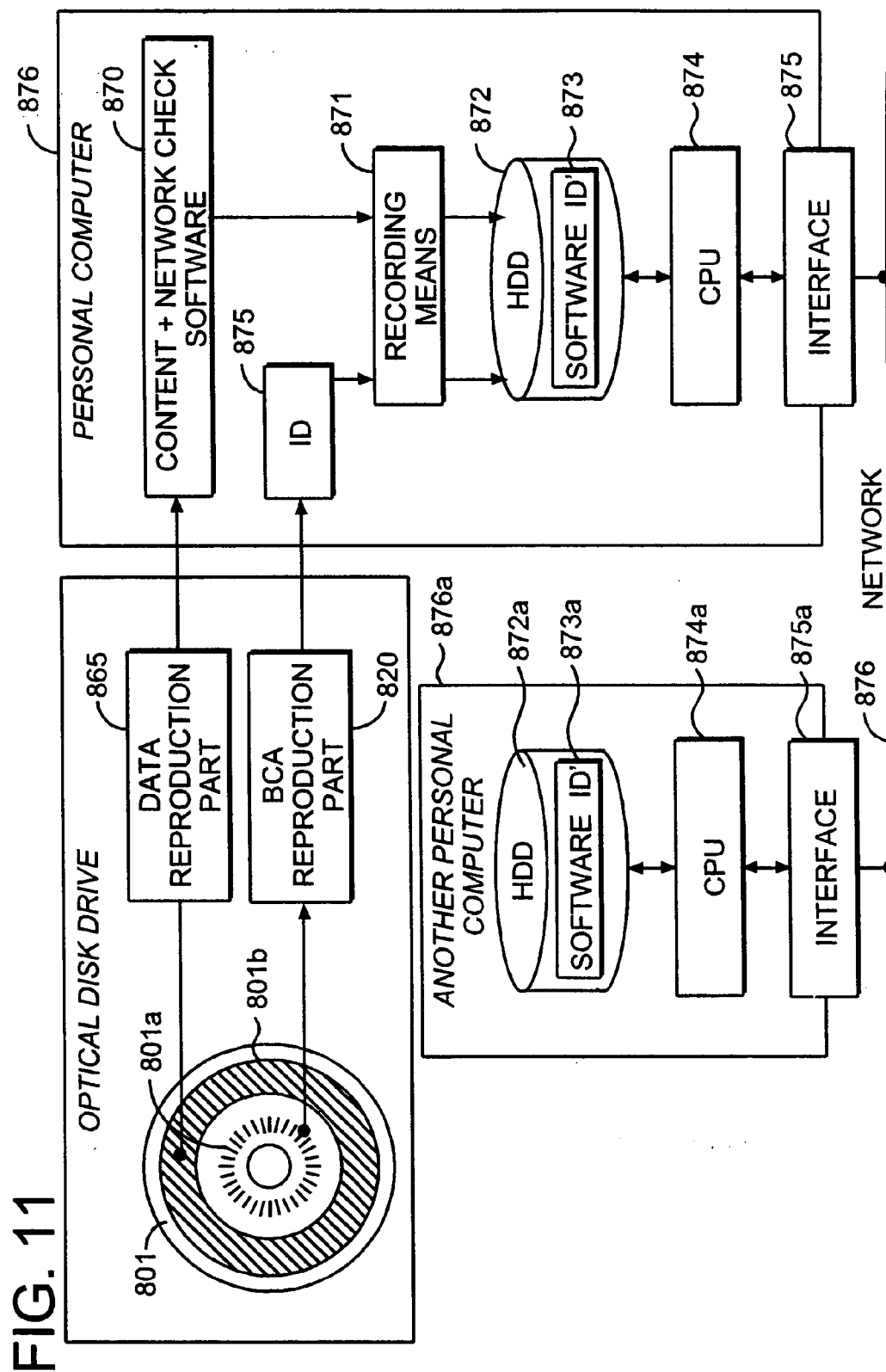
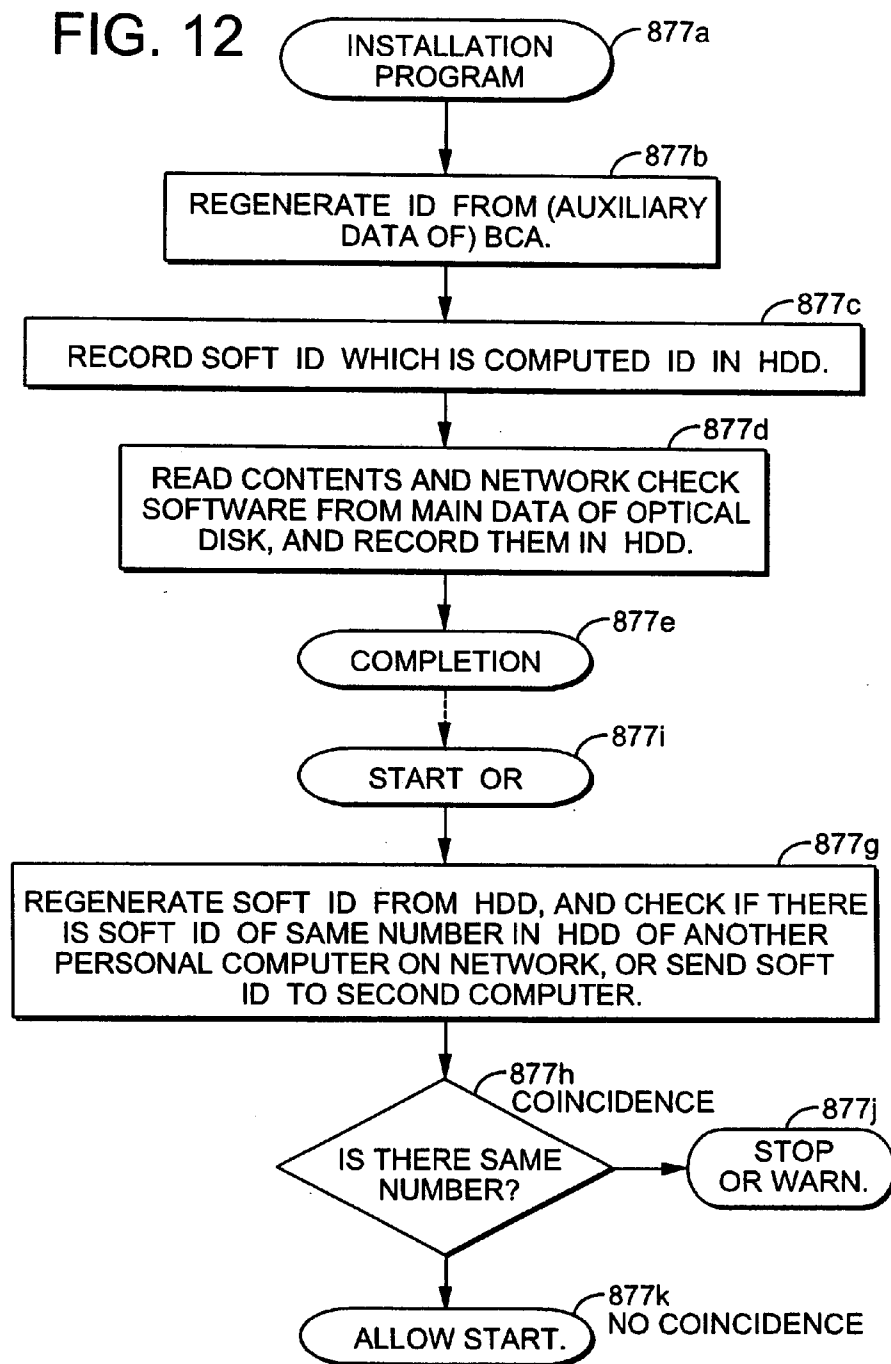
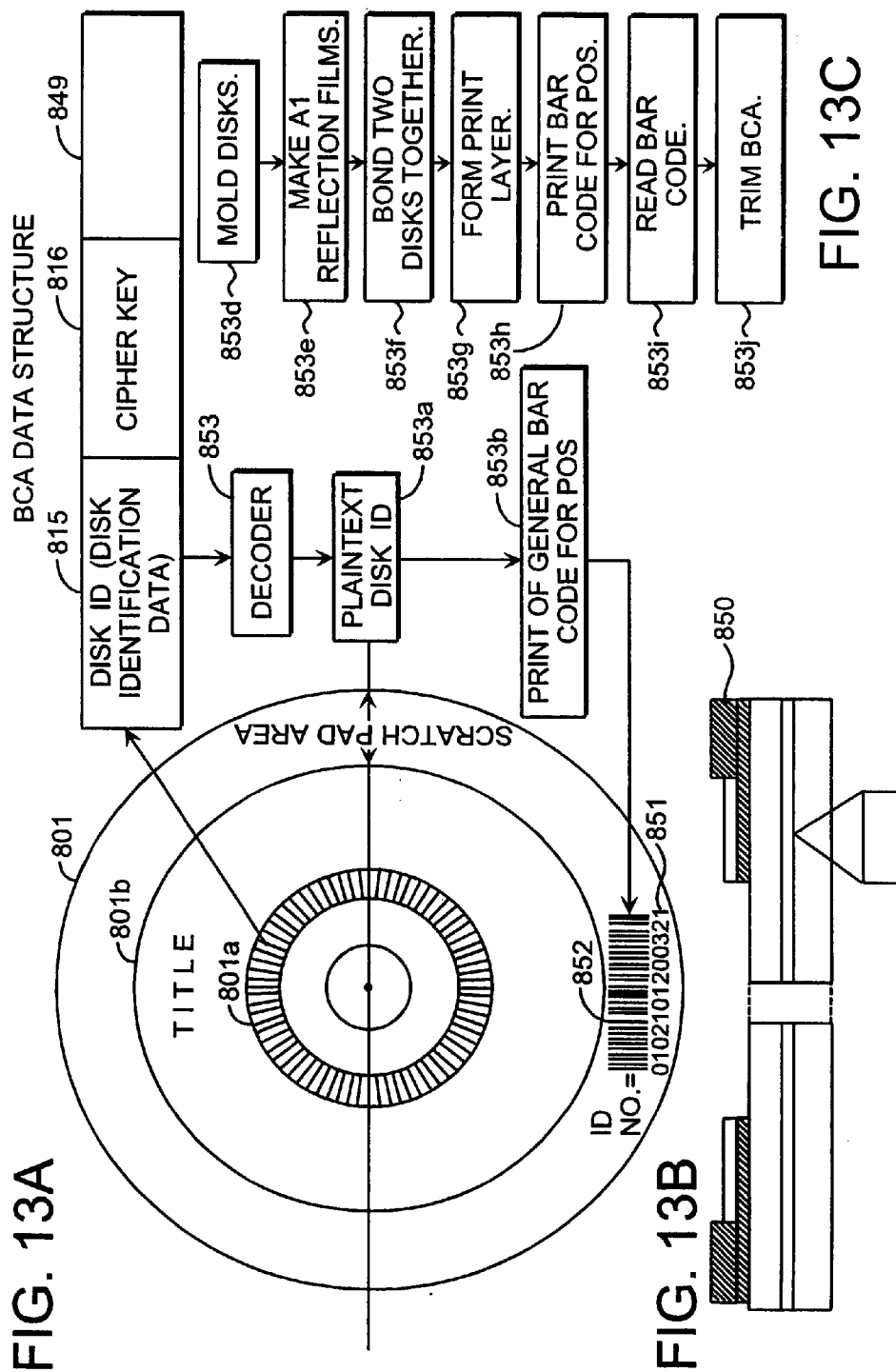


FIG. 12





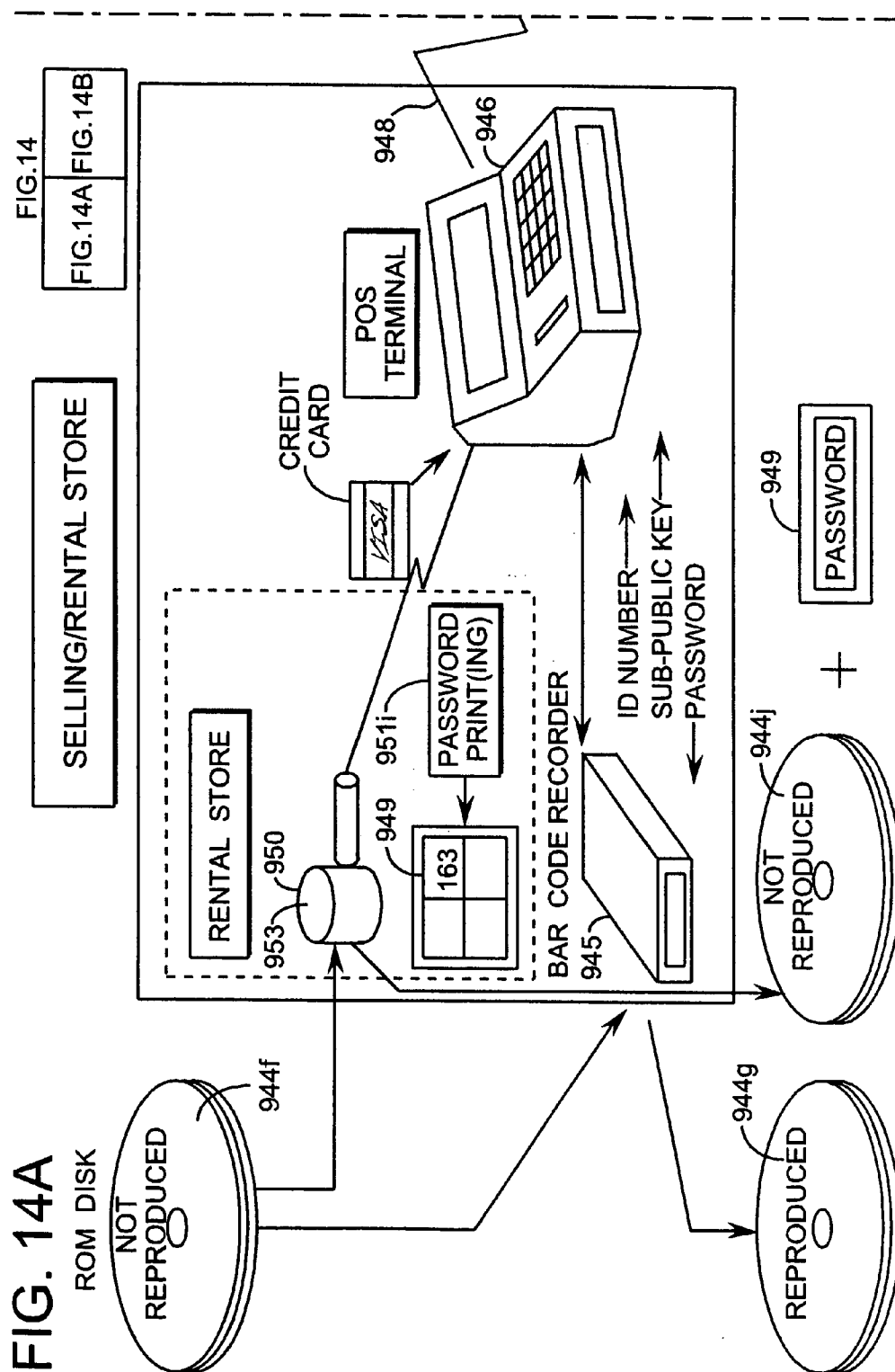


FIG. 14B

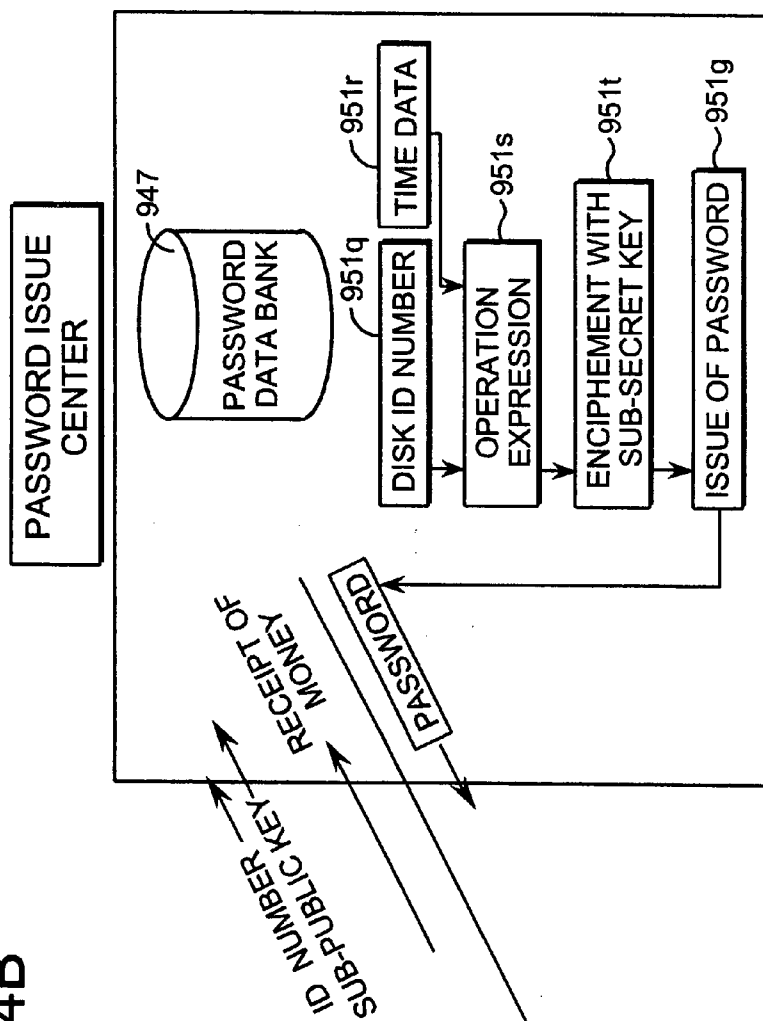


FIG. 15A

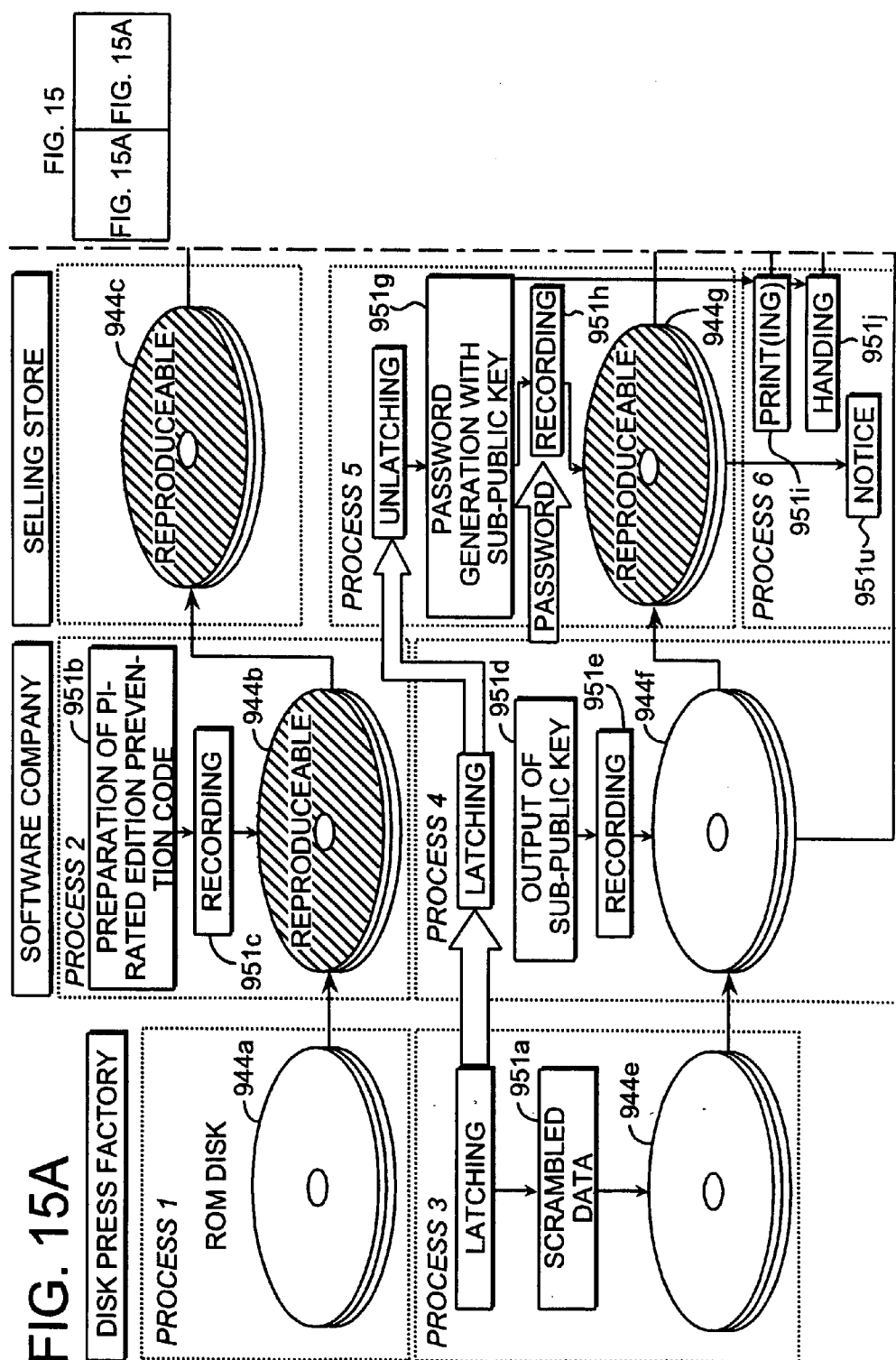


FIG. 15

FIG. 15A FIG. 15A

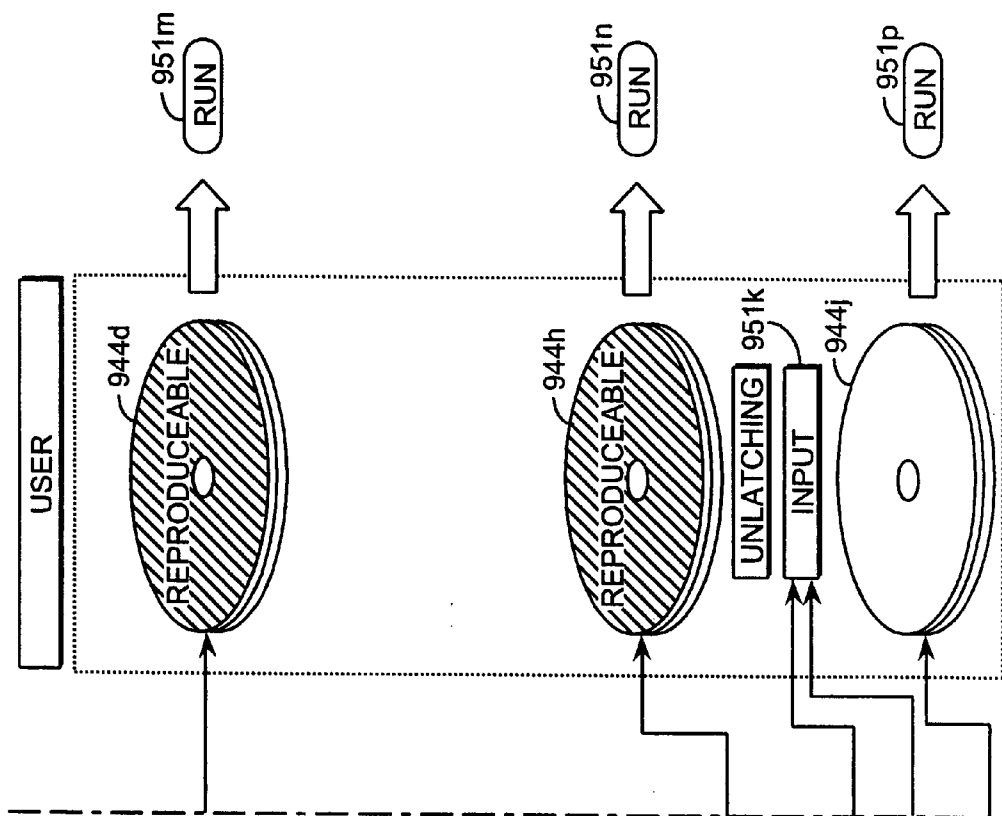


FIG. 15B

FIG. 16

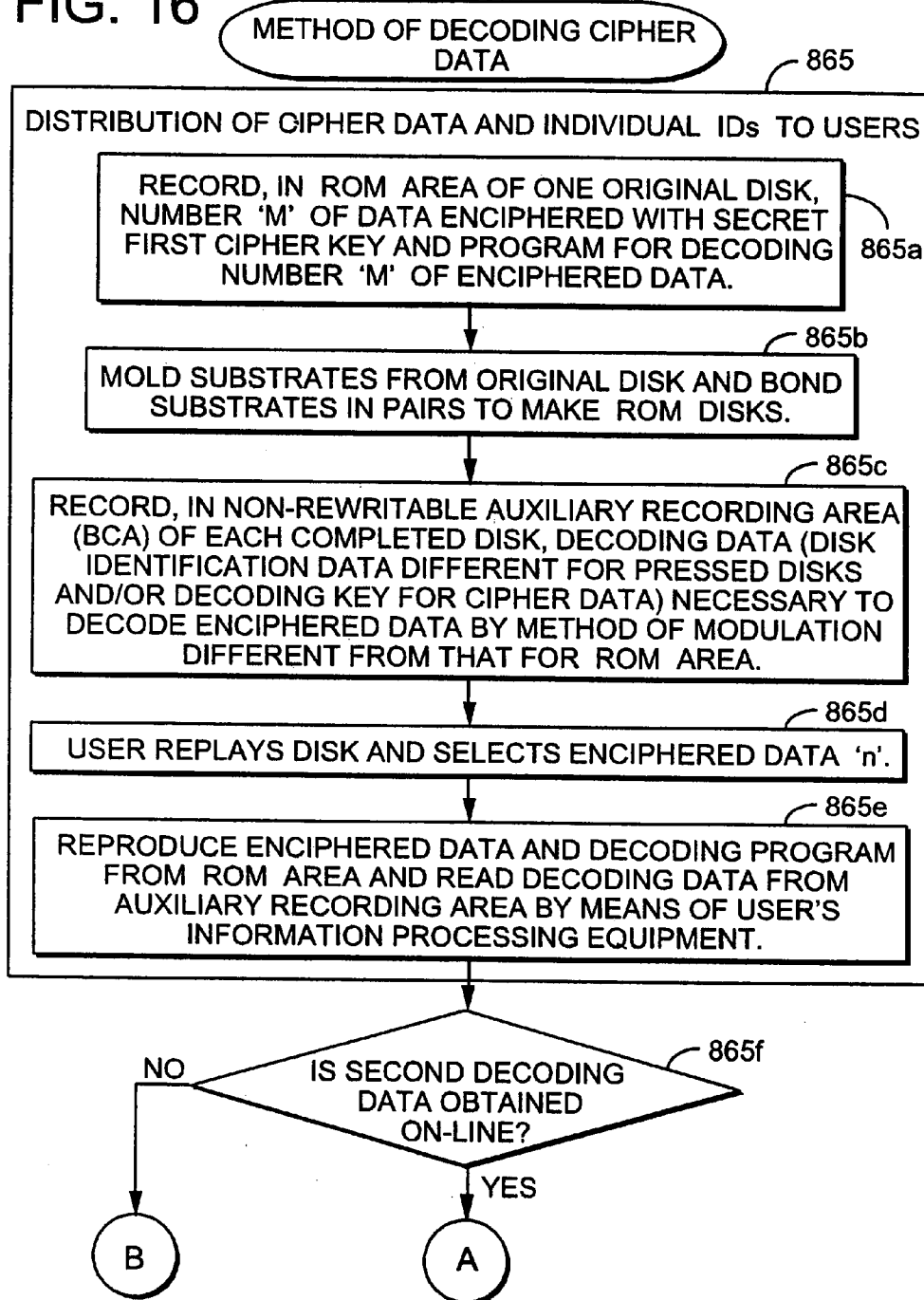


FIG. 17

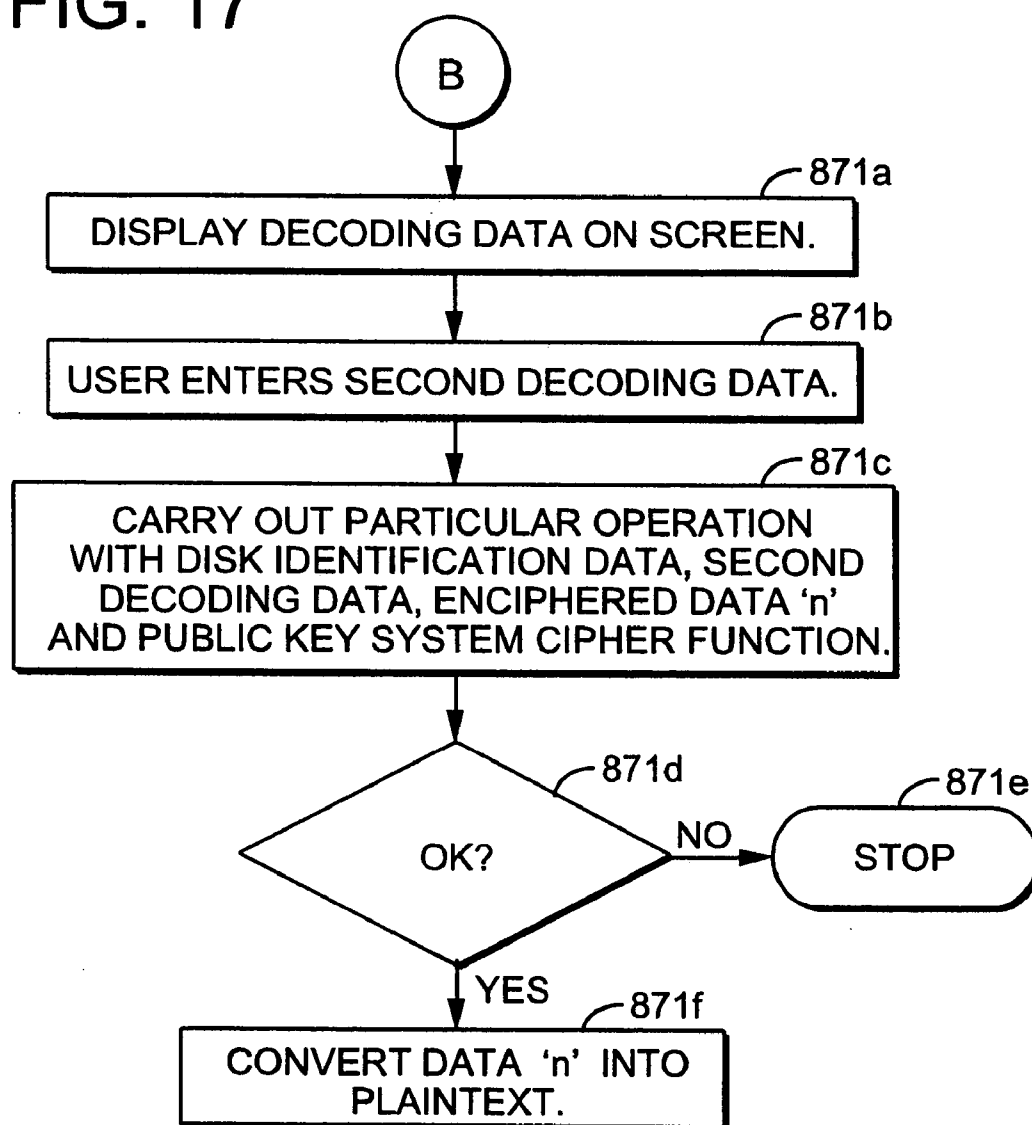


FIG. 18

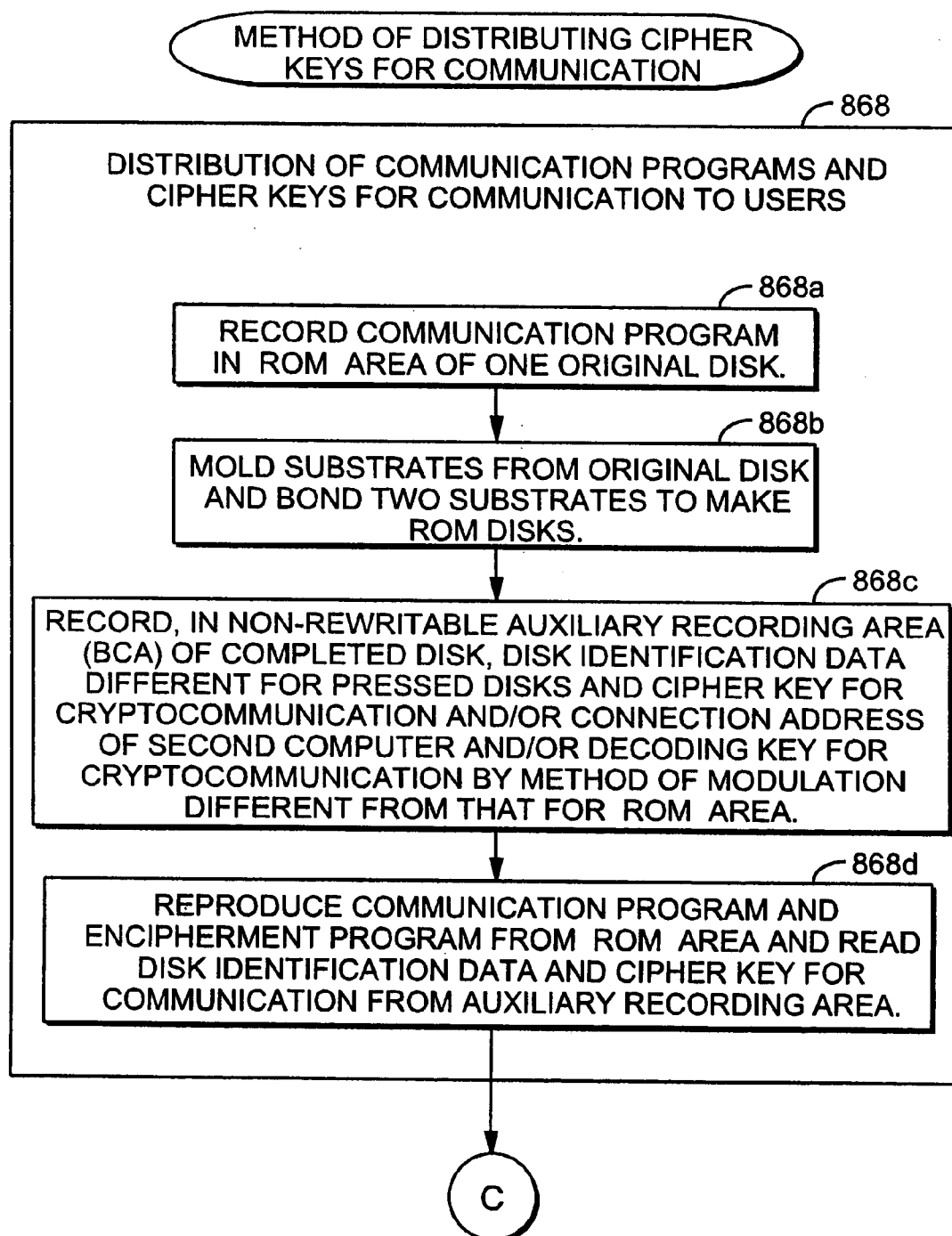


FIG. 19

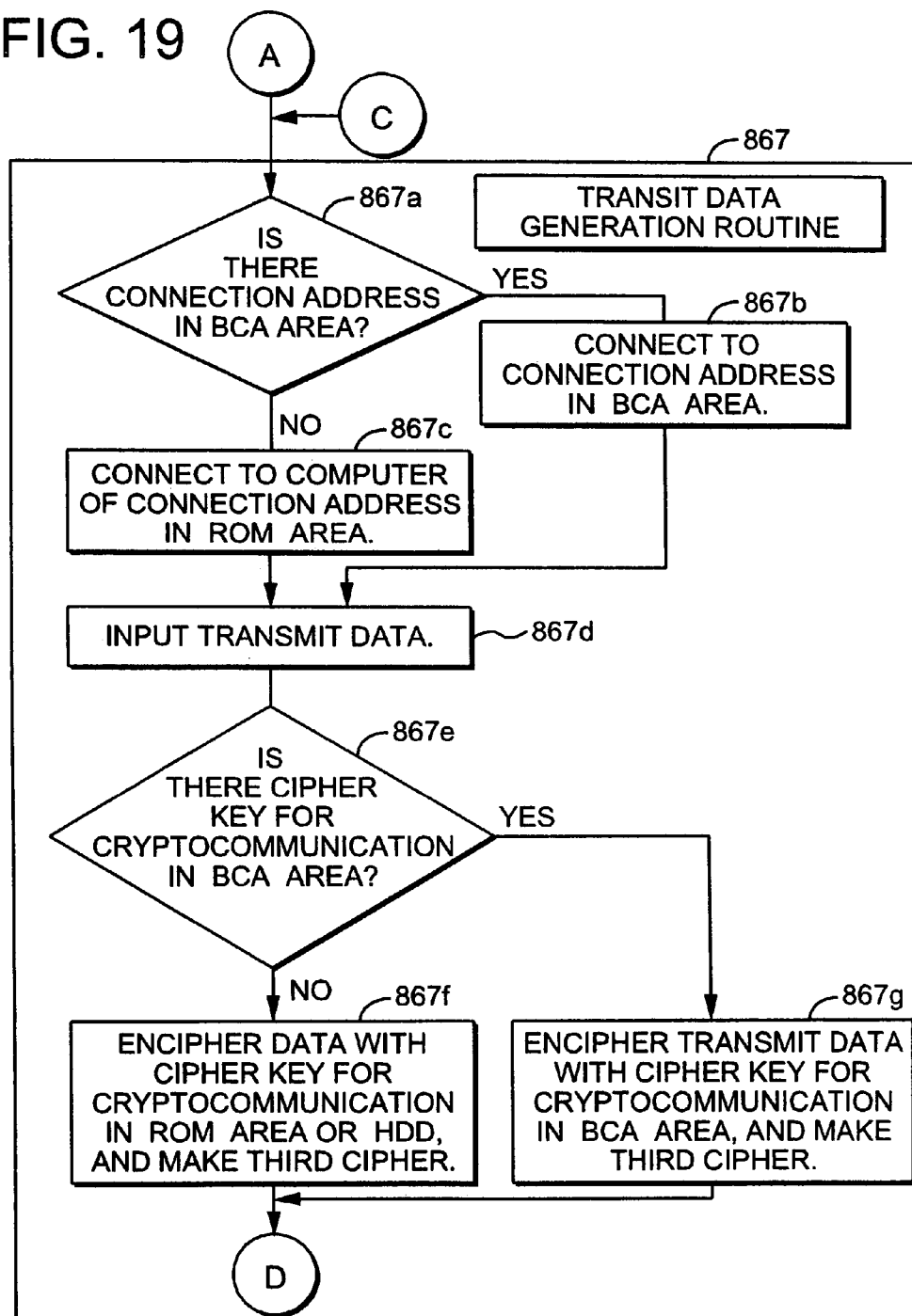


FIG. 20A

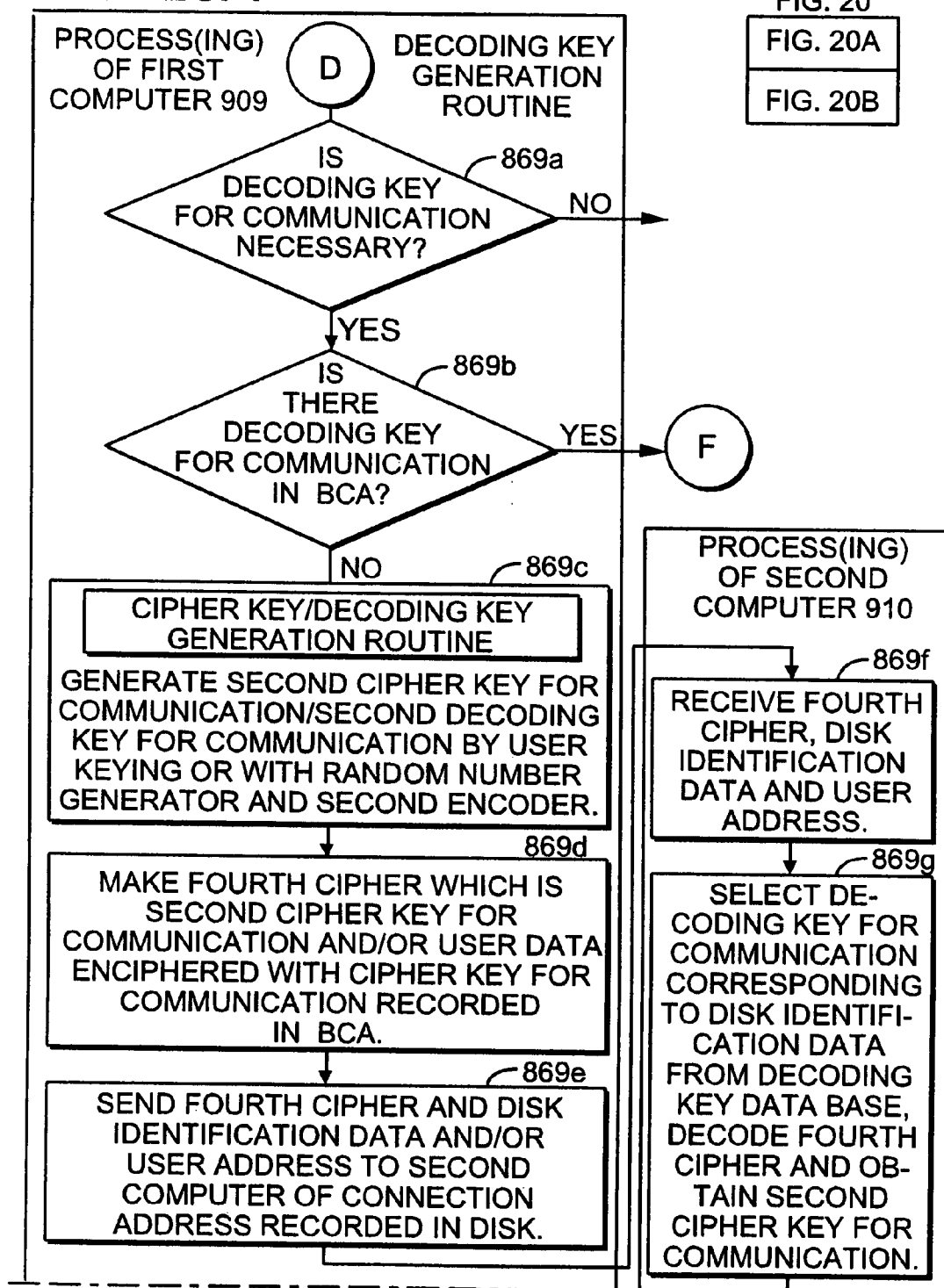


FIG. 20B

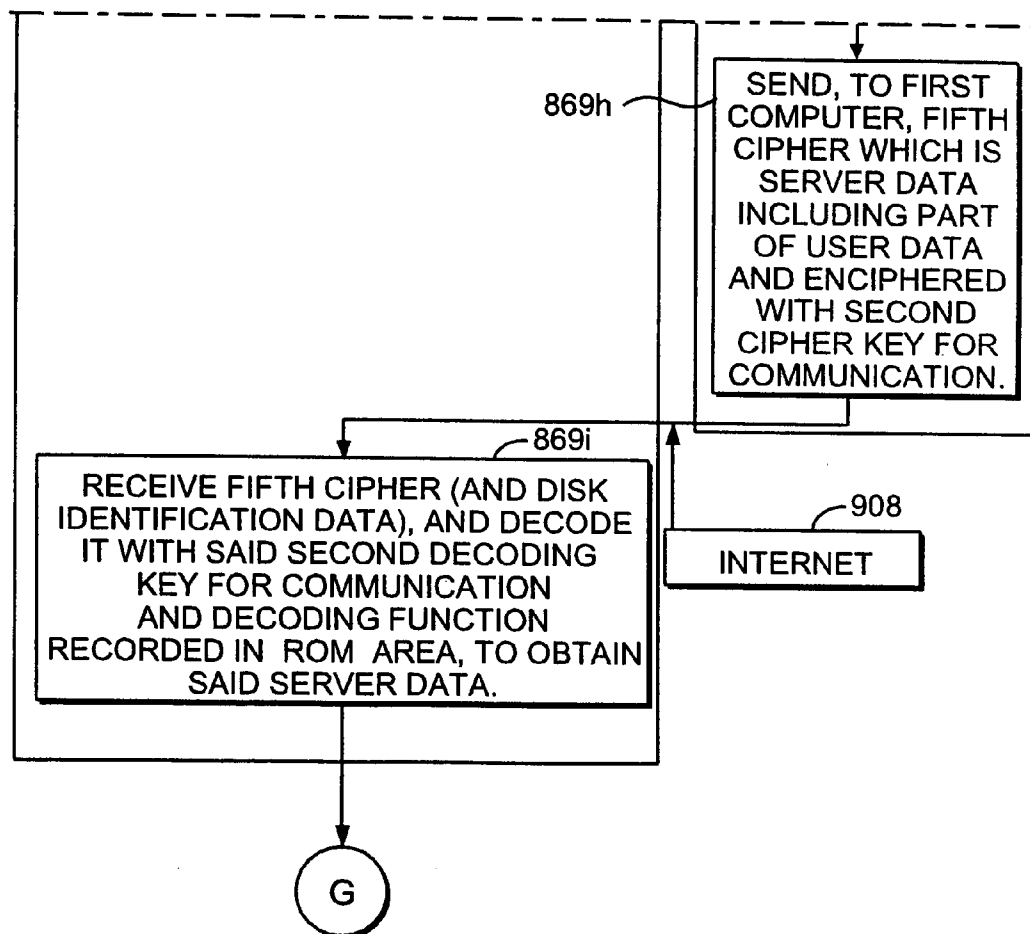


FIG. 21A

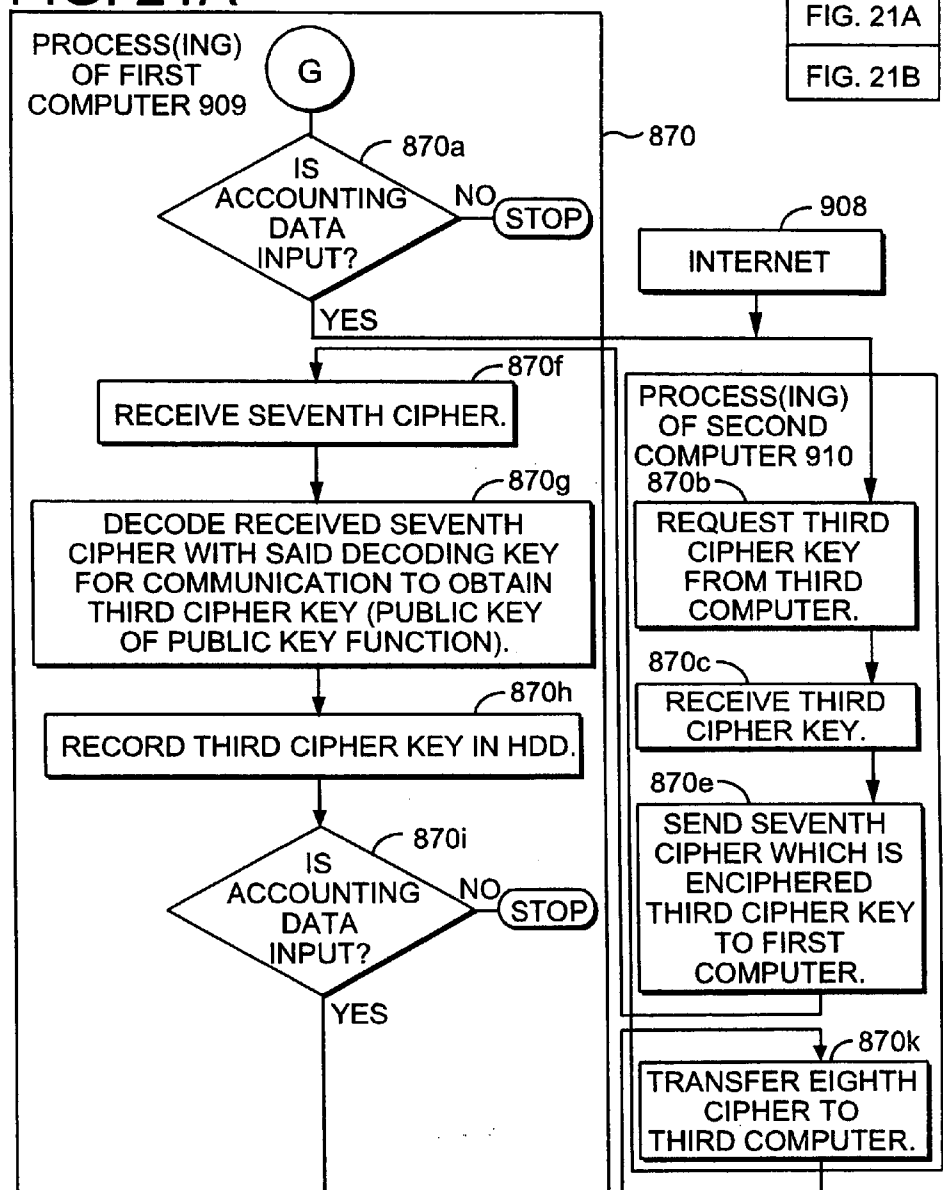


FIG. 21B

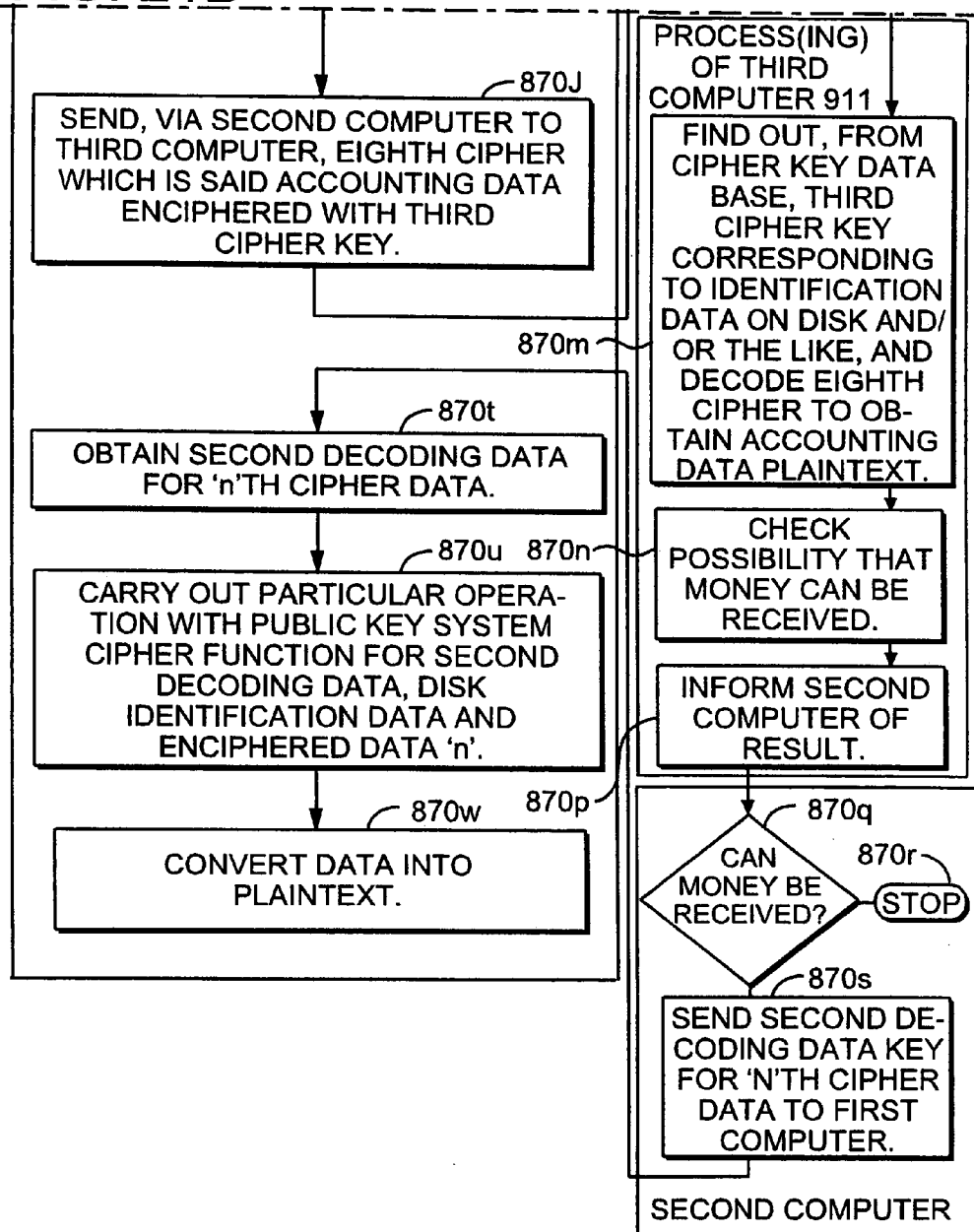


FIG. 22A

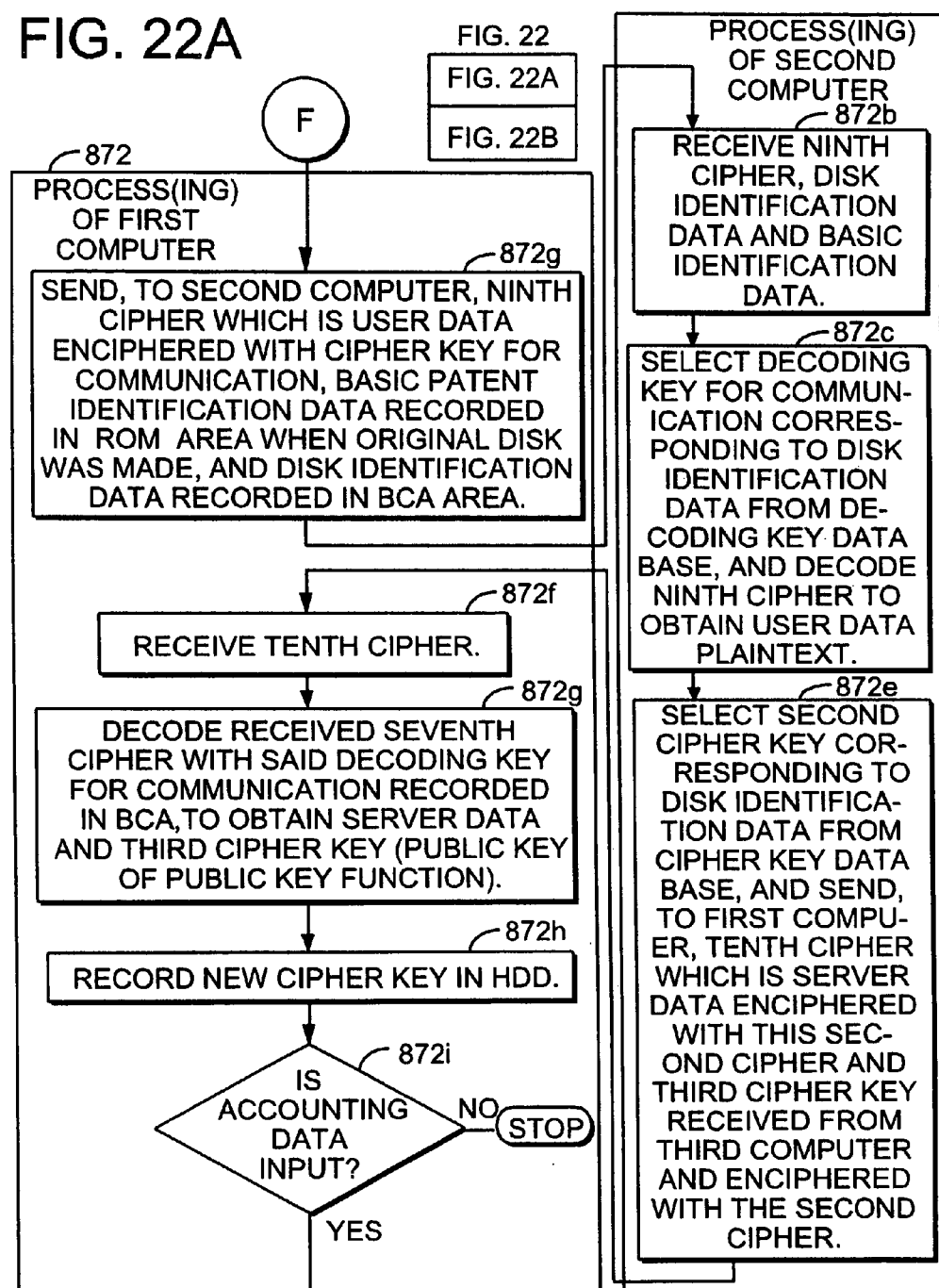


FIG. 22B

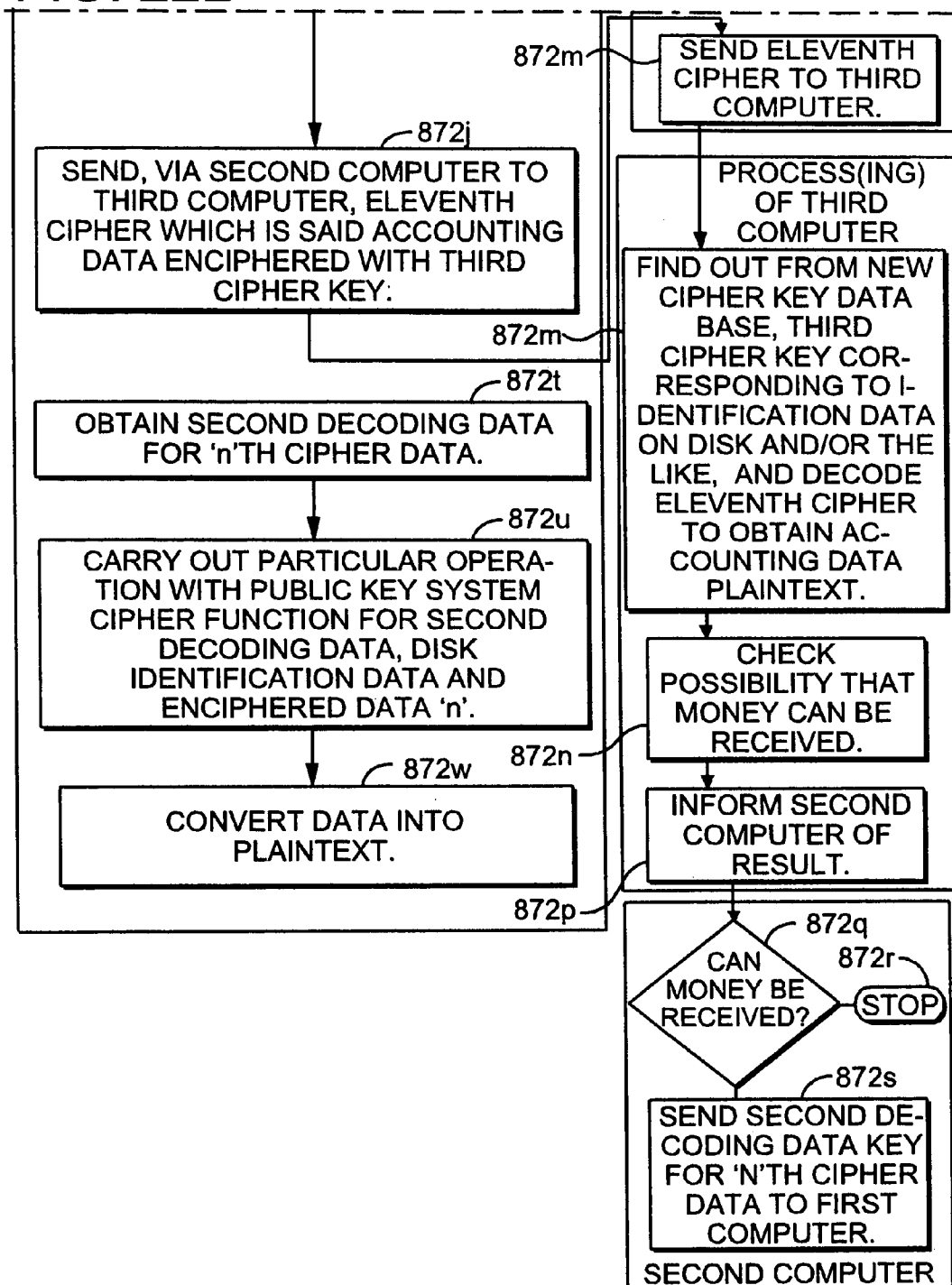


FIG. 23A

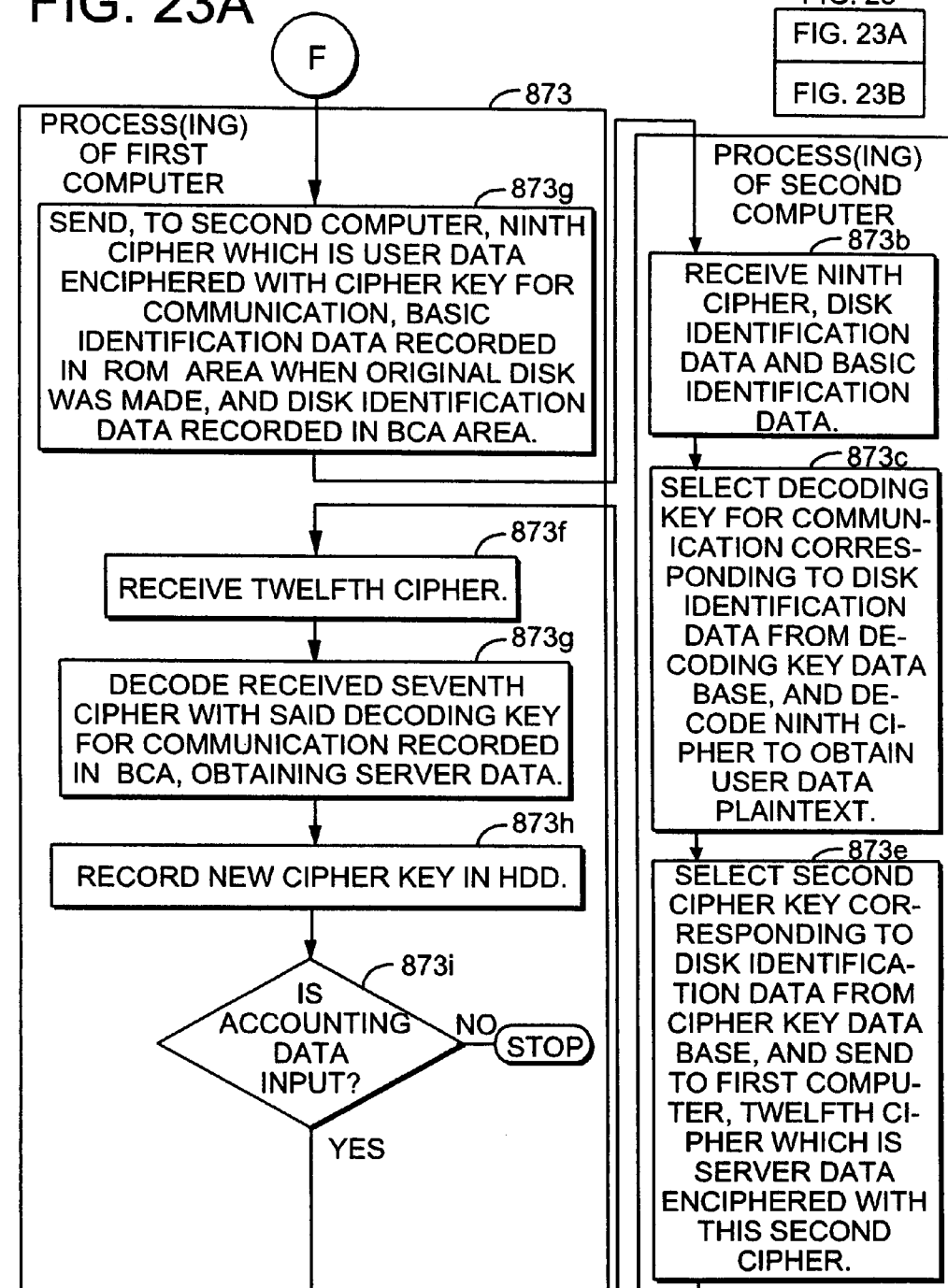


FIG. 23B

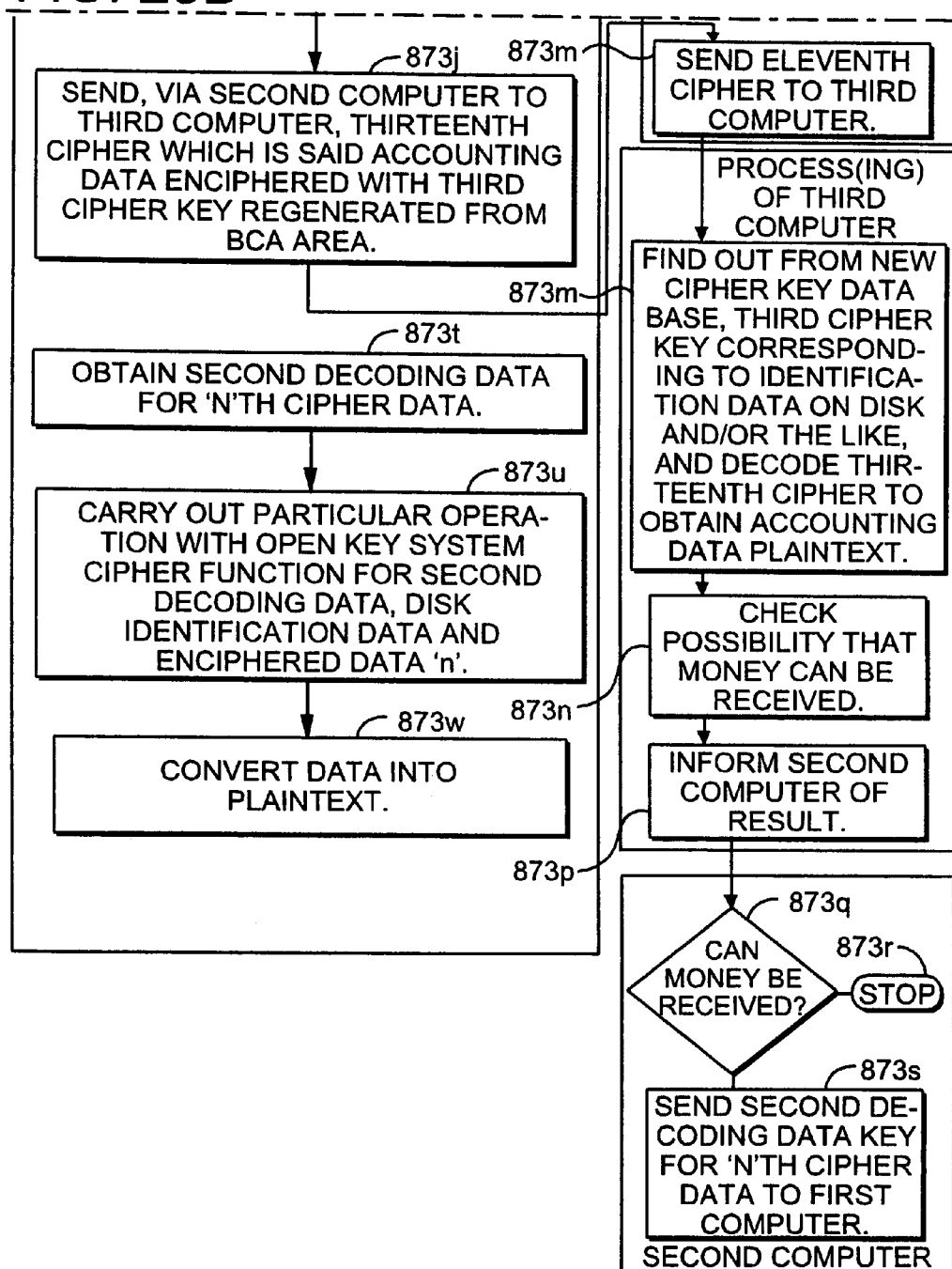


FIG. 24A

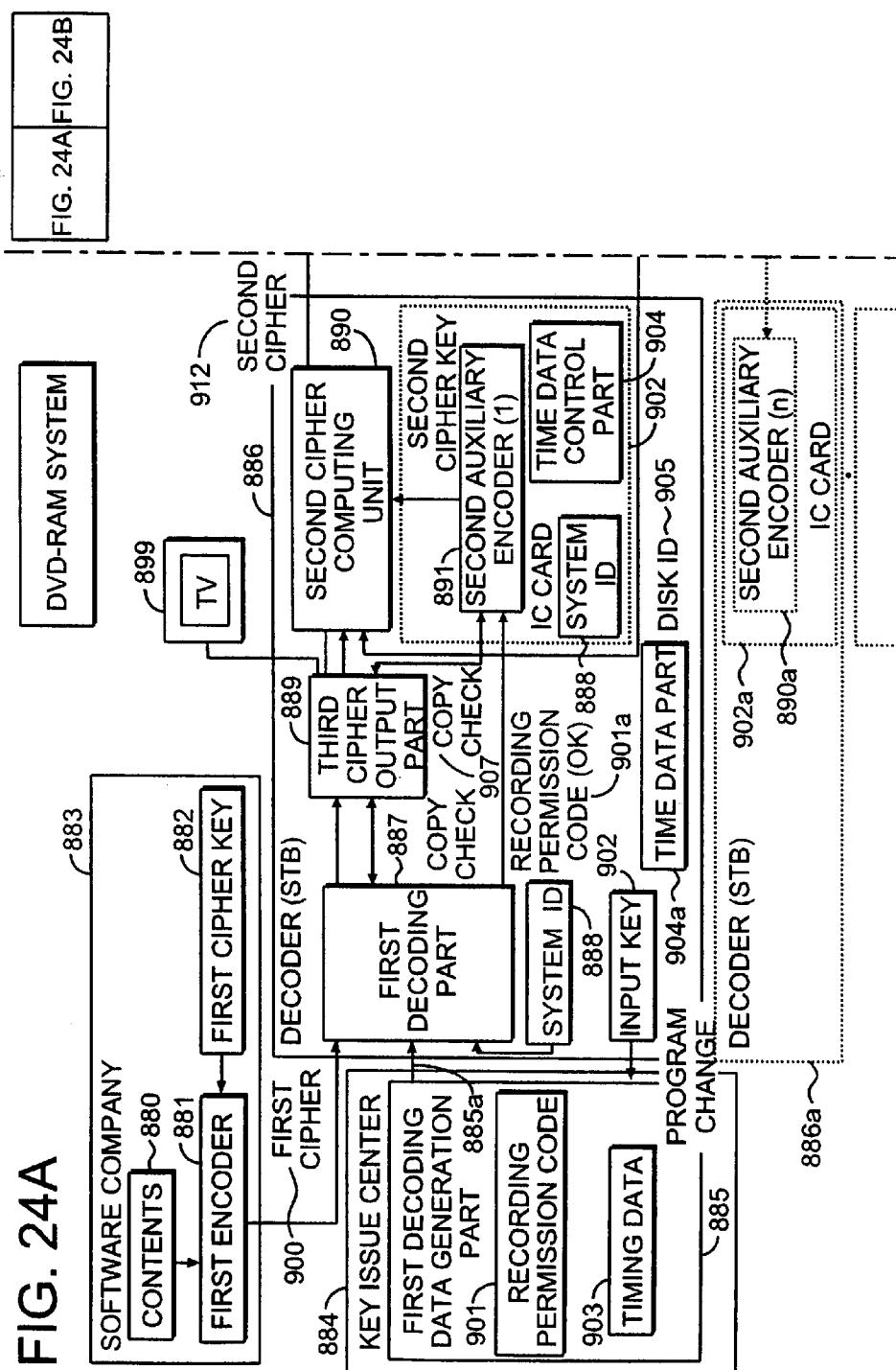
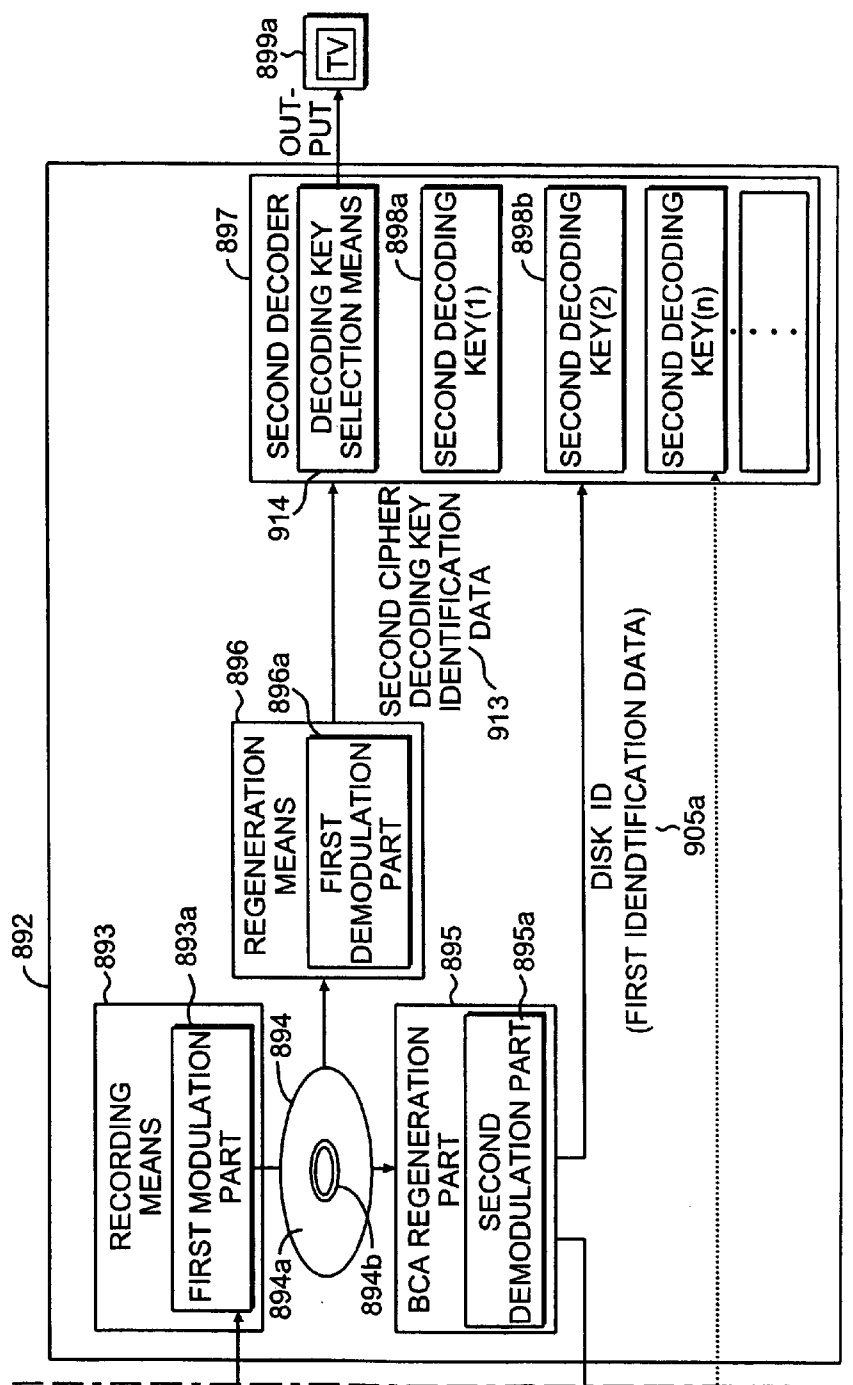


FIG. 24B



**RECORDING MEDIUM, RECORDER,
REPRODUCER, CRYPTOCOMMUNICATION
SYSTEM AND PROGRAM LICENSE SYSTEM**

TECHNICAL FIELD

[0001] The present invention relates to an optical disk, an optical disk system and a cryptocommunication method.

BACKGROUND

[0002] In recent years, with the increased use of networks such as the Internet and optical CD ROM disks, network soft key distribution for optical ROM disks has increased. Also, electronic commercial transactions have increased.

[0003] Soft key electronic distribution systems for CD-ROM media have been used. In conventional systems, it is known to give passwords and decipher the enciphered soft ciphers recorded on the CD-ROMs in advance. When CD-ROMs are used, however, it is not possible additionally to record on the disks, so that it is not possible to individually set IDs for respective disks. Therefore, one password would release the ciphers of all the disks manufactured from the same original disk. For this reason, when CD-ROMs are used, it is necessary to install the disks' IDs on the hard disks of personal computers, or mail to users IDs prepared centrally.

[0004] In electronic distribution systems with conventional optical disks and/or optical disk systems, there is a need to provide the disks and/or systems with IDs and/or cipher keys. It is an object of the present invention to simply provide IDs and cipher keys for ROM disks in electronic distribution systems.

SUMMARY OF THE INVENTION

[0005] To achieve the objects of the present invention, the pit portions of optical disks are provided with an additional recording area or Burst Cutting Area (hereinafter abbreviated as BCA) overwritten with a bar code and, when the disks are manufactured, IDs differing for each disk and, according to the need, cipher keys for communication and decoding keys for decoding key cipher texts for communication, are recorded individually in the BCA areas. As a result, when the disks have been distributed to users, the user ID numbers, the cipher keys for transmission for communication, and the decoding keys for reception are distributed automatically to the users. It is therefore possible to omit some of the procedures that complicate conventional systems. Also, cryptocommunication and the identification of disks are made possible at the same time.

BRIEF DESCRIPTION OF THE DRAWINGS

[0006] FIG. 1 is a flow chart of an optical disk according to an embodiment of the present invention.

[0007] FIGS. 2a-c are cross sections and results of trimming with a pulse laser according to an embodiment of the invention.

[0008] FIGS. 3a-g show the signal reproduction waveforms at a trimming portion according to an embodiment of the invention.

[0009] FIG. 4 is a block diagram of a reproducer according to an embodiment of the invention.

[0010] FIG. 5a shows the waveform of a reproduced signal at a BCA part according to the invention. FIG. 5b shows dimensional relationships of a BCA part according to the invention.

[0011] FIG. 6 shows a method of cryptocommunication and a cipher key method by means of a password according to an embodiment of the present invention.

[0012] FIGS. 7a-c show the format of a BCA according to the invention.

[0013] FIG. 8 shows a method of cryptocommunication and a method of unlocking a cipher with a password according to an embodiment of the invention.

[0014] FIG. 9 shows a procedure for operation of a disk, the content part of which may have been licensed, according to an embodiment of the invention.

[0015] FIG. 10 is a block diagram of an example wherein a BCA has been recorded in a RAM disk according to an embodiment of the present invention.

[0016] FIG. 11 is a block diagram of a method or system for prevention of unauthorized copying according to an embodiment of the invention.

[0017] FIG. 12 is a flow chart depicting preventing unauthorized copying according to an embodiment of the invention.

[0018] FIG. 13a is a plan view and FIG. 13b is a cross section of an optical disk, on the BCA of which an article or commodity bar code has been printed, according to an embodiment of the invention. FIG. 13c shows a method of producing an optical disk according to an embodiment of the invention.

[0019] FIG. 14 is a block diagram of a POS settlement system with a ROM disk having a BCA and a POS terminal according to an embodiment of the invention.

[0020] FIG. 15 is a flow chart of cipher release in and between a press company, a software company and a selling store, according to an embodiment of the present invention.

[0021] FIGS. 16 and 17 are flow charts (Parts 1 and 2, respectively) of steps of enciphering and decoding cipher data with a disk ID and/or the like according to an embodiment of the invention.

[0022] FIGS. 18, 19 and 20 are flow charts (Parts 1, 2 and 3, respectively) of communication cipher key distribution and cryptocommunication with a BCA according to an embodiment of the invention.

[0023] FIGS. 21, 22 and 23 are flow charts (Parts 1, 2 and 3, respectively) of an electronic settlement system with a BCA according to an embodiment of the present invention.

[0024] FIG. 24 is a block diagram of a method of recording and reproducing for recording limitation to one RAM disk with a BCA according to an embodiment of the invention.

[0025] At the end of this specification is appended a list identifying items corresponding to the reference numerals used in the aforementioned drawings, that listing being in consecutive numerical order of the reference numerals.

DETAILED DESCRIPTION OF THE INVENTION

[0026] The present invention will be described on the basis a number of embodiments. Herein, an additional recording area using the BCA system is referred to as a 'BCA area', and data recorded in a BCA is referred to as 'BCA data'. In addition, first identification data is referred to as 'ID' or 'disk ID'.

[0027] FIG. 1 shows a typical process for producing a disk with a BCA. The first cipher key 802, such as a public key, is used by a cipher encoder or scrambler 803 to encipher contents 777 into the first cipher 805. An 8-16 modulator 917, such as a mastering unit, modulates the first cipher 805. A laser records the modulated signal as pits in the first recording area 919 of an original disk 800. A molding machine 808a uses the original disk 800 to mold disk-like transparent substrates (not shown). A reflecting film making machine 808b forms reflecting Al films, and makes single-sided disks 809a and 809b which are each 0.6 millimeter thick. A bonding machine 808c laminates these disks together to make a completed disk 809. A trimming unit 807 modulates the disk ID 921, the first cipher decoding key 922, or the second cipher key 923 for Internet communication in the second recording area 920 of the completed disk 809, with a Phase Encoding-Return to Zero (PE-RZ) modulator 807a, which combines PE modulation and RZ modulation. A pulse laser 807b effects BCA trimming to make a disk 801 with a BCA. Because laminated disks are used, it is not possible to alter the BCA inside, and thus the completed disk can be used for security.

[0028] A BCA will next be explained briefly.

[0029] As shown in FIG. 2a, a pulse laser 808 trims the reflecting aluminum films 809 of the two-layer disk 800 in a BCA to record a stripe-like low reflection part 810 on the basis of a PE modulating signal. As shown in FIG. 2b, BCA stripes are formed on the disk. If the stripes are reproduced by a conventional optical head, the BCA has no reflecting signal. Therefore, as shown in FIG. 2c, gaps 810a, 810b and 810c are produced, where the modulating signal is missing. The modulating signal is sliced at the first slice level 915. But, the gaps 810a-c have a low signal level, and can therefore be sliced easily at the second slice level 916. As shown with the recorded and reproduced waveforms in FIG. 3, it is possible to reproduce the formed bar codes 923a and 923b by level-slicing them at the second slice level 916 by a conventional optical pickup as shown in FIG. 3e. As shown in FIG. 3f, the waveforms of the codes are shaped by a LPF filter so as to PE-RZ decode the codes. As shown in FIG. 3g, a digital signal is output.

[0030] With reference to FIG. 4, the decoding operation will be explained. A disk 801 with a BCA includes two transparent substrates, which are laminated with a recording layer 801a between them. The recording layer may either be a single layer 801a or include two recording layers 800a and 800b. If there are two layers, a BCA flag 922 is recorded in the control data of the first recording layer 800a, which is adjacent to the optical head 6. The flag 922 indicates whether a BCA is recorded or not. Because a BCA is recorded in the second layer 800b, the first recording layer 800a is focused on first, and the optical head 6 is moved to the radial position of the control data 924 in the innermost edge of the second recording area 919. The control data in main data, and has

therefore been Eight to Fourteen Modulation (EFM), 8-15 or 8-16 modulated. Only when the BCA flag 922 in the control data is '1', a single/double layer switching part 827 focuses on the second recording layer 801b to reproduce the BCA. If the signal is sliced by a level slicer 590 at the general first slice level 915 as shown in FIG. 2c, it is converted into a digital signal. This signal is demodulated in the first demodulation part by an EFM demodulator 925, an 8-15 modulator-demodulator 926 or an 8-16 modulator-demodulator 927. An ECC decoder 36 corrects errors, if any, and outputs main data. The control data in the main data is reproduced and only if the BCA flag 922 is 1 is the BCA read. When the BCA flag 922 is 1, a CPU 923 orders the single/double layer switching part 827 to drive a focus adjustment part 828, switching the focus from the first recording layer 801a to the second recording layer 801b. At the same time, the optical head 6 is moved to the radial position of the second recording area 920, that is, for the DVD standard, the BCA is recorded between 22.3 and 23.5 mm from the inner edge of the control data. Then the BCA is read. Reproduced in the BCA area is a signal with a partially missing envelope as shown in FIG. 2c. By setting in the second level slicer 929 the second slice level 916 of which the quantity of light is smaller than that of the first slice level 915, it is possible to detect the missing parts of the reflecting portion of the BCA, and a digital signal in output. This signal is PE-RZ demodulated by the second demodulation part 930, and ECC decoded by an ECC decoder 930b so as to output BCA data, which is auxiliary data. Thus, the first demodulator 928, operative according to, 8-16 modulation demodulates and reproduces the main data, while the second demodulation part 930 operative according to PE-RZ modulation demodulates and reproduces the auxiliary data, that is, the BCA data.

[0031] FIG. 5a shows the reproduced waveform before passage through a filter 943. FIG. 5b shows the working size accuracy (precision) of the slits of the low reflecting portion 810. It is difficult to make the slit width less than 5 mm. In addition, if the data is not recorded inward radially from 23.5 mm, it will not be properly reproduced. Therefore, for a DVD, because of the limitations of the shortest recording cycle of 30 mm and the maximum radius of 23.5 mm, the maximum capacity after formatting is limited to 188 bytes or less.

[0032] The modulating signal is recorded as pits by the 8-16 modulation mode, and a high frequency signal such as the high frequency signal part 933 in FIG. 5a is obtained. However, the BCA signal in a low frequency signal like low frequency signal part 932. Thus, if the main data complies with the DVD standard, it is a high frequency signal. 932 which is about 4.5 MHz or less, shown in FIG. 5a, and the auxiliary data is a low frequency signal 933 which is 8.92 ms in period, that is, about 100 kHz. It is therefore relatively simple to frequency-separate the auxiliary data with a LPF 943. A frequency-separating method 934 as shown in FIG. 4, including the LPF 943 can easily separate the two signals. In this case, the LPF 943, may be simple in structure.

[0033] The foregoing is an outline of the BCA.

[0034] With reference to FIG. 6, the overall system of a cipher software unlatching system, narrowed down to the operations of password issue, cryptocommunication, and orderer certification, will be described. The steps in a press

factory are nearly the same as in **FIG. 1**, so the original disk **800** and the completed disk **809** are not shown.

[0035] In a press factory **811**, a cipher encoder **812** enciphers the data in the plaintexts **810** of the first to the '1-m'th contents or scrambles the picture signals therein with the first to '1-m'th cipher keys **813**, respectively. The data or the signals are then recorded on an original optical disk **800**. Disk-like substrates **809** are pressed from the original disk **800**. After a reflecting film is formed on each substrate **809**, the two disk-like substrates are laminated together. Thereafter a completed disk **809** is made. Recorded in the BCA areas **814** of completed disks **809** are different IDs **815** and/or first cipher keys **816** (public keys) and/or second cipher keys **817** (public keys) and second computer connection addresses **818** so as to make disks **801** each with a BCA. The disks **801** are distributed to users.

[0036] The contents of these disks have been enciphered. Therefore, in order to reproduce the contents of each of the disks, it is necessary to get a password from a password issue center, an electronic shop or a mall, by paying a charge. That procedure will be described next.

[0037] In a user's first computer **909**, if a reproducer **819** reproduces a distributed disk **801** with a BCA, a BCA reproduction part **820** including a PE-RZ demodulation part reproduces the data of the ID **815**, first cipher key **816**, second cipher key **817** and/or connection address **818**. In order to get a password, the connection address **818** of the second computer **821a**, which is the server of a password issue center **821**, is accessed through a communication part **822** via the Internet or another network **823**, and the ID is transmitted to the second computer **821a**.

[0038] Here, the cryptocommunication procedure will be described. The second computer **821a** receives the ID **815** from the user's reproducer **819**. Then, the second computer or server **821a** of the password issue center **821**, which is called a mall, or an 'electronic shop' has a cipher key database **824**. This database contains a table of the secret keys which are the decoding keys corresponding to the disks' own IDs or the first cipher keys **816** of the IDs, that is the first decoding keys **825** and the IDs. The server can therefore search for the first decoding key **825** based on the received ID. Thus cryptocommunication is completed from the first computer to the second computer **821a**. In this case, if the first cipher key and first decoding key are common keys of a common key cipher, not of a public key cipher, they are the same key.

[0039] If the user wants to use part of the enciphered contents stored on the disk **801**, which may be 1,000 in number, for example, the content number **826** of which in 'n', the user sends to the second computer **821a** the cipher which is the content number **826**, that is, 'n' enciphered with the public key which is the first cipher key **816** by the first cipher encoder **827** composed of public key cipher functions. The second computer **821a** searches for the first decoding key **825** for decoding this cipher as stated above. It is therefore possible securely to convert this cipher into plaintext. Thus, the cipher protects the privacy of the user's order data.

[0040] In this case, a signature may be made by means of the secret key of the public key cipher as the first cipher key **816**. This method is called 'digital signature'. For a detailed

explanation of the operation of 'digital signature', see, for example, 'Digital Signature of E-Mail Security by Bruce Schneider 1995'.

[0041] Back to the cryptocommunication, the cipher is sent through the communication part **822** and network **823** to the first cipher decoder **827** of the password issue center **821**. Thus the first cipher decoder **827** decodes the cipher by means of the first pair cipher key **825** pairing with the first cipher key **816**.

[0042] In this case, because only the one disk has the public key, it is possible to reject invalid orders from third parties' disks. In other words, because each disk can be certified, it is possible to certify the user who owns the disk. It is thus certified that the content number 'n' represents a particular individual's order. It is therefore possible to exclude invalid orders of third parties.

[0043] If the public key **816** is secret, this method can technically be used to send a credit card number, or other accounting data which requires high security. Generally shops called 'malls' however, do not settle users' accounting data electronically, because there is no guarantee of security. Only the accounting centers **828** of credit card companies, banks and the like can deal with users' financial data. Presently, security standards such as secure electronic transaction (SET) are being unified, so it is probable that Rivest, Shamir and Adleman (RSA) 1024 bit public key ciphers will be used and the encipherment of financial data will be possible.

[0044] Next, the accounting data cryptocommunication procedure of the present invention will be shown. First, by using the second cipher key **817** of the public key cipher reproduced by the BCA reproduction part **820**, the second cipher encoder **831** enciphers the accounting data **830** such as an individual's credit card number with a public key system cipher such as RSA. The enciphered data is sent from the communication part **822** through the second computer **821** to the cipher decoder **832** of the third computer **828**. In this case, if there is a need for digital signature, the secret key **829** is used as the second cipher key **817**.

[0045] Similar to the procedure for the cipher key of the second computer **821a** of the password issue center **821**, it is possible to search the cipher key database **824a** for the second decoding key **829** corresponding to the ID or the second cipher key **817**. By using this decoding key **829**, the second cipher decoder **832** can decode the enciphered accounting data.

[0046] If a digital signature is made by the second cipher encoder **831** with the secret key **829**, the user's signature can be confirmed in the second cipher decoder **832**. The accounting center **828** can thus get the user's credit card number, bank card number, bank password, or other accounting data safely even via the Internet. In open networks such as the Internet, security comes into question. By means of this system, however, it is possible to make cryptocommunication or certification without fault, because the cipher key (public key) for cryptocommunication or the secret key for digital signature has been recorded in the BCA. It is therefore possible to prevent third parties' unauthorized accounting and orders. In addition, because it is possible to use various public keys for different disks, that is, different users, the confidentiality of communication is improved, and the possibility of users' accounting data leaking to third parties is reduced.

[0047] Referring back to FIG. 6, the procedure for issuing a password and the procedure for unlatching with a password will be explained. The password issue center 821 includes a password generation part 834 with an operation expression of public key ciphers etc. Part 834 generates a password on the basis of three data fields, namely, the ID, the content number which the user wants to unlatch, and the time data representing the period of use allowed. The generated password is sent to the first computer 909. In the simplest structure example, the second computer enciphers with the public key for the public key cipher the data which is a mix of the decoding key disk ID for releasing the cipher of the '1-n'th content and the timing data, prepares at the password generation part 834 the '1-n'th password 834a which is a mix of secret keys for unlatching the enciphered data, and sends this password 834a to the first computer 909. The first computer 909 receives the '1-n'th password, and decodes with the secret key the mixed keys of the disk ID, the timing data and the '1-n'th content. Here, the password operation part 836 checks the ID 835a of the BCA reproduced from the disk, the present second timing data 835b, the allowed ID 833a and the first timing data 833, and operates to determine if they coincide. If they do coincide, they are allowed. The '1-n'th decoding key 836a is output to the cipher decoder 837. The cipher 837a of the '1-n'th content is decoded. The '1-n'th content 838 then is output. The period of output is limited to the time during which the first timing data 833 and second timing data 835b coincide. The password operation part 836 of the first computer 909 computes three data fields, which are the ID, the password 835 and the timing data from the clock 836b representing the present time. If the ID and timing data are correct, the correct decoding key is output as the result of the computation. Therefore, the cipher decoder 837 decodes or descrambles the '1-n'th cipher, outputting the plaintext data of the '1-n'th content 838, or a descrambled picture signal or audio signal.

[0048] In this case, if the second timing data 835b of the clock 836b does not coincide with the first timing data 838 of the password, the cipher is not correctly decoded and therefore not reproduced. If timing data is used, it can be applied to time-limit type rental systems, so that a movie can be reproduced for only three days during a rental period.

[0049] While FIG. 6 shows the procedure in a block diagram, the flowcharts of the procedure will be explained later with reference to FIGS. 16-23.

[0050] Next, the system for the cipher key will be described. By putting, as shown in FIG. 7a, both the first cipher key 816 and second cipher key 817 in the BCA, it is possible to provide two securities, for a commodity deal with a shopping mall and an account settlement with an 'accounting center'.

[0051] In this case, with respect to the security with an accounting center, it is planned to unify standards such as SET, so that an RSA 1024, that is 128 byte cipher key, will be stored in the second cipher key area 817a. Then, because the BCA has only 188 bytes, only 60 bytes remain for the cipher key for dealing with a shopping mall. An elliptic function system public key cipher is a cipher function which is 20 bytes in magnitude and which has a security level equal to that of 128 bytes of RSA 1024.

[0052] An elliptic function is used in the first cipher key area 816a of the present invention. An elliptic function can

obtain 20 byte security, which is equivalent to RSA 1024. Therefore, by using an elliptic function, it is possible to store both the first cipher key 816 and second cipher key 817 in the 188 byte BCA area.

[0053] By applying a BCA to an optical ROM disk, as stated before, it is possible to record a disk's own ID number, the first and second cipher keys, and a connection address. In this case, if the Internet is used, a mall is accessed automatically, and merely by distributing disks with cipher keys recorded in the BCAs, security is possible for distribution of commodities by releasing the ciphers of contents, certification and keeping secret purchase of goods, certification and keeping secret when accounts are settled, and the like. Therefore, the method of cryptocommunication of the present invention can, without lowering security, omit and rationalize the conventional operations of using IC cards, floppy disks and/or letters to distribute IDs and/or cipher keys to users. This is a great advantage. Furthermore, a URL, which is an Internet connection address, is not fixed, but changeable. The URL is recorded in the original disk, and may be accessed. It is, however, not efficient from the points of view of time and cost to vary the original disk when a URL change is made. By having recorded the changed URL in the BCA, and connecting the BCA connection address 931 instead of the connection address of the original disk only if the connection address 931 is reproduced from the BCA, it is possible to access the changed address 931 without preparing a new original disk.

[0054] FIG. 6 shows a case where the first key of the public key and the first key of the public key have been recorded in the BCA.

[0055] FIG. 8 shows two diagrams, in one of which the first cipher key 816 of the public key and the third decoding key 817a of the secret key have been recorded in the BCA. In the other diagram, a cipher key is produced for cryptocommunication. Because the procedure is similar to that of FIG. 6, only different points will be described. First, in a press factory, the first cipher key 816 and third decoding key 817a are recorded in the BCA. The third decoding key 817a is used to receive the cipher enciphered with the public key from an accounting center. In this case, the reception security is improved.

[0056] First, with reference to FIG. 8, a more specific example of cryptocommunication where a cipher key is generated will be described. Because the first cipher key 816 is a public key, it is necessary to record the third decoding key 817a for reception in the BCA. But the BCA has a small capacity. In addition, the public key needs processing time. Therefore, in FIG. 8, the cipher key generation part 838a of the first computer 836 generates a pair of a cipher key and a decoding key for the public key or a common key by means of a random number generator or the like. An example of the common key will be described. A common key K 838 is enciphered with the first cipher key 816 and first cipher encoder 842, and sent to the second computer 821a. The second computer uses the main decoding key 844 to convert this cipher into plaintext by means of the main cipher decoder 843, obtaining a common key x 838a. Because both have the common key K, it is possible to make cryptocommunication from a shop to a user, that is, from the second computer 821a to the first computer 836 by delivering the common key K to the second cipher encoder 842a

and second cipher decoder **847a**. Naturally, it is also possible to make cryptocommunication from the user to the shop, that is, from the first computer **836** to the second computer **821a** by delivering the common key x to the second cipher encoder **827a** and second cipher decoder **845a**. The effects of the method of recording in the BCA the first cipher key which is a public key and generating a cipher key will be stated. First, it is necessary only to record the first cipher key, so that the recording of the decoding key can be omitted. Therefore, the small capacity of the BCA is not reduced. Second, because the decoding key is recorded in the BCA, the security is improved. The common key may be changed each time.

[0057] Because of the short operation time, the processing time is short. In this case, if the cipher key generation part **838a** has generated a pair of a cipher key and a decoding key of a public key cipher, not a common key, it is possible to make the security higher than that with the common key, though the processing time is longer, by cryptically sending the cipher key to the second computer **821a**, using this key as the cipher key of the second cipher encoder **842a**, and using the decoding key as the decoding key of the second cipher decoder **847**. If the performance of the processing CPU is high, it is preferable that the public key be used. If a new public key is generated, only the public key for the first cipher key is recorded in the BCA, so that no problems of security arise. No capacity of the BCA is consumed either. In addition, because it is not necessary to change the cipher key, maintenance is easy.

[0058] This time, if the common key K **838** is defined at the second computer **821a** of the password issue center **821**, the common key is enciphered with the third cipher key **839** by the third cipher encoder **840**, and sent to the personal computer **836**. By using the third decoding key **837** which is the secret key reproduced from the BCA, the third cipher decoder **841** of the personal computer **836** makes a translation into plaintext to obtain a common key K **838b**. In this case, because only this user has the third decoding key **817a** which is the secret key, it is possible to prevent the contents of communication from the center to the user from leaking to third parties. The format of this case is shown in **FIG. 7b**. If an elliptic function is used, the third decoding key **839b** may be 20 bytes, and can therefore be stored in the BCA.

[0059] **FIG. 9** shows a system for reducing the costs of preparing an original disk by using a BCA in an encipherment disk.

[0060] If there is a number 'n' of, for example, 1,000 plaintext contents **850**, the cipher encoder **852** enciphers them with the first to the 'm'th cipher keys **851**, respectively. The ciphered first to the 'm'th contents **853**, the decoding program **854a** for the first to 'm'th contents, and the second cipher decoder **861a**, which is the program for decoding the second cipher, are recorded as pits in an original disk and then molded into a substrate, and a reflecting film is formed. Thereafter, two substrates are laminated together to complete an optical disk **801**. The second cipher encoder **860** enciphers the decoding data **854** such as the password for unlatching the '1-n'th, for example, the first content, and the decoding key. Recorded in advance in the BCA of the first disk are the disk's own identification data, that is, the ID **855** and the second cipher which is the enciphered decoding data. Then, in the reproducer, the second cipher is repro-

duced from the BCA reproduction part **820**. The second cipher decoder **861** is reproduced from the data reproduction part **862**, which reproduces the ordinary recorded data other than the BCA. Therefore, the second cipher decoder **861** is used to decode the second cipher, reproducing the ID **855a** and '1-n'th password **854a**. The cipher decoder **855b** uses the decoding program **854a** for the '1-n'th content reproduced from the data reproduction part **862**, and uses the ID **855a** and password **854a** to decode the first cipher, obtaining the plaintext **855a** of the '1-n'th content and the identification data **855a**. For a personal computer, the content and ID are recorded on the hard disk **863**. This ID **855a** checks to determine if there is no same ID on a network when the program has started, and the ID **855a** actuates the network protection. It is therefore possible to prevent the software from being illegally installed. This is yet another advantage of the present invention. For example, if 1,000 enciphered contents are stored and decoding data such as a password corresponding to a particular software application are recorded on an original disk, this is equivalent in substance to the preparation of an optical ROM disk for a particular content. It is possible to obtain with one original disk the same effect as in the case where original disks for 1,000 kinds of software are out. It is therefore possible to reduce the costs and time or labor for preparing an original disk.

[0061] Described with reference to **FIG. 10** is the procedure for enciphering contents with a BCA when recording them on a RAM disk. First, the BCA reproduction part **820** reproduces the BCA data from the RAM disk **856**, outputs an ID **857**, and sends it through the interfaces **858a** and **858b** and the network to the encipherment part **859**. The cipher encoder **861** of the encipherment part **859** enciphers contents **860** or scrambles picture and sound signals by means of a key including the ID **857**. The enciphered contents are sent to the recorder/reproducer, where the recording circuit **862** records them on the RAM disk **856**.

[0062] Next, when this signal is reproduced, the data reproduction part **865** demodulates the main data to reproduce the enciphered signal, and the cipher decoder **863** decodes the reproduced signal. The BCA reproduction part **820** reproduces data containing the ID **857** from the BCA area of the RAM disk **856**. The reproduced data is sent as part of the key to the cipher decoder **863**. If normally copied, the cipher key recorded in the RAM disk is a normal disk ID. The RAM disk ID, also, is a normal disk ID. Therefore, the cipher is decoded or descrambled to output the plaintext **864** of the '1-n'th content. For a graphic data, for example, the MPEG signal is extended to obtain a picture signal.

[0063] In this case, the disk ID is the key for encipherment. Because each disk is unique, it can be copied on only one RAM disk.

[0064] If a disk ID is copied from a normal RAM disk to another RAM disk, ID1 which is the original normal disk ID differs from ID2 which is the disk ID of the other, unauthorized, RAM disk. If the BCA of the unauthorized RAM disk is reproduced, ID2 is reproduced. The contents are ciphered with ID1, however, so that, even if unlatching is attempted with ID2 at the cipher decoder **863**, the cipher is not decoded because the key differs. Thus, the signal of the illegally copied RAM disk is not output, so that the copyright is protected. The present invention uses a disk ID system. Therefore, by reproducing with any drive the normal RAM

disk copied normally only once, it is possible to unlatch the cipher. The encipherment part **859** may, in place of the center, be an IC card with a cipher encoder.

[0065] With reference to the block diagram of **FIG. 11** and the flowchart of **FIG. 12**, the method of preventing copying will be described. At Step **877a**, the installation program is actuated. At Step **877b**, the BCA reproduction part **820** outputs the ID of the auxiliary data from the laminated optical disk **801**. At Step **877d**, the data reproduction part **865** reproduces the contents and network check software **870** from the main data. The contents and the ID **857** are recorded on the HDD **872**. At Step **877c**, the ID **857** is encoded with a particular secret cipher so as not to be altered illegally, and is recorded as a soft ID in the HDD **857**. Thus, the soft ID **873** is recorded together with the contents on the HDD **872** of a personal computer **876**. Here described is the case where the program is started at Step **877f** of **FIG. 12**. When the program is started, the procedure goes to Step **877g**, where the soft ID **873** of the HDD **872** is reproduced, and the soft ID **873a** in the HDD **872a** of another personal computer **876a** on a network **876** is checked through the interface **875**. At Step **877h**, a check is made to judge if the soft ID **873a** of the other personal computer and the soft ID **873** are the same number. If so, the procedure goes to Step **877j**, where the start of the program of the personal computer **876** is stopped or a warning message is displayed on the screen.

[0066] If the soft ID **873a** of the other personal computer and the soft ID **873** are different, the contents are not installed in the plurality of the computers on the network. It is therefore decided that there are no illegal copies. Then the procedure goes to Step **877k**, where the start of the program is permitted. In this case, the soft ID **873** may be sent to other personal computers through the network. This personal computer can detect illegal installation by checking duplication of the soft IDs of the personal computers. If there is illegal installation, a warning message is sent to the appropriate personal computer/s.

[0067] Thus, by recording the ID in the BCA, and recording the network check program in the pit recording area, it is possible to prevent multiple installation of the software of the same ID on the same network. In this way, simple protection from illegal copies is realized.

[0068] By, as shown in **FIG. 13a**, applying a write (writing) layer **850** of white material, on which characters or the like can be written, it is possible to not only print characters and write a password or the like with a pen, but also prevent the substrates of the optical disk from being damaged because the write layer **850** thickens. The disk ID **815**, which is part of the BCA data **849** recorded by trimming in the BCA area **801a** above the write layer **850**, is translated into plaintext. The plaintext is converted into alphanumeric characters **851**. By printing the characters **851** and general bar code **852**, it is possible for the store and/or user to confirm and/or check the ID with a POS bar code reader and/or visually, without reading the BCA with a reproducer. The visible ID is not necessary if the user informs the center of the ID through a personal computer. If, however, the user communicates the ID aurally by telephone to the center, it is possible to inform the center of the ID without inserting the disk in a personal computer, by printing the ID identical with the BCA ID in visible form on the disk, because the user can

visually read the ID. With reference to the flowchart of **FIG. 13c**, the steps for making an optical disk will be explained. At Step **853d**, disks are molded from an original disk, and substrates in which pits have been recorded are made. At Step **853e**, aluminum reflection films are made. At Step **853f**, two disk substrates are laminated with an adhesive so that a DVD disk or the like is completed. At Step **853g**, a label is printed by screen printing on one side of each disk. At this step, the original disk's own identification data is recorded in the form of a bar code. At Step **853h**, an ID and/or other identification information is printed in the format of a bar code for POS on each disk by an ink jet bar code printer or a thermal-transcription bar code printer or the like. At Step **853i**, the bar code is read by a bar code reader. At Step **853j**, a BCA data corresponding to the identification data is recorded in the second recording area of the disk. According to this method of manufacturing, the BCA data is recorded after all the steps including the POS bar code and excluding the BCA are finished and then the disk identification data is confirmed. The BCA can be read only by reproducing the disk, but the POS bar code, which is low in density, can be read by a commercial bar code reader. The disk ID can be discriminated at every step in the factory. By recording the disk ID in the form of a POS bar code before the BCA trimming, it is possible to almost completely prevent the BCA and the POS bar code from being illegally recorded.

[0069] The method of using a BCA will be stated by which secondary recording and tertiary recording, too, can be made by the BCA method. As shown at Process **2** in **FIG. 15**, a software maker can also secondarily record a pirated edition prevention mark and a check cipher. At Process **2**, disks **944b** may be made in which different ID numbers and/or cipher keys for secret communication with users have been recorded. It is possible to replay the disks **944c** and **944d** without entering the passwords.

[0070] For another application, at Process **3**, an enciphered or scrambled MPEG picture signal and/or other data is recorded on a disk **944e**. The operation of the MPEG scramble will not be explained in detail. At Process **4**, the software company makes a disk **844f** in which a sub-public key for decoding the ID number and the scramble release data have been BCA-recorded secondarily. It is not possible to replay this disk solely. At Process **5**, the selling store, after receiving the money for the disk, makes a password with the sub-secret key paired with the sub-public key, and records it tertiarily on the disk. Alternatively, a receipt on which the password has been printed is given to the user. Thereafter, the password has been recorded in the disk **844g**, so that the user can replay it. This method prevents a disk not paid for from being replayed normally, even if the disk is shoplifted, because the scramble of the image is not released. As a result, shoplifting renders a useless product and thus decreases.

[0071] If a password is BCA-recorded permanently in a rental video store or another store, a shoplifted disk can be used. In this case, as shown at Process **6**, the BCA is read by a POS bar code reader in the store. A password for releasing the scramble is issued at Step **951g**, printed on the receipt at Step **951i**, and handed to the customer at Step **951j**. The customer enters, at Step **951k**, the password on the receipt in a player with numeric keys at his/her house. At Step **951p**, the disk is replayed for a predetermined number of days. If a user rents a disk, given a password for only part of the

software in the disk, and when he/she wants to view other part of the software, he/she can replay it by being informed of the password for this part by telephone at Step 951u, and entering the password at Step 951k. A rental video store has been shown as an example. When a piece of enciphered software for a personal computer is sold at a personal computer software store, the password may be printed by a POS terminal and handed to the buyer.

[0072] The operations of Processes 5 and 6 in FIG. 15 at a selling or rental store will be explained in more detail with reference to FIG. 14. A selling store receives an enciphered and/or scrambled disk 944f from the software maker. After the store confirms its receipt of money from a user, it sends from its bar code recorder 945 the ID number of the disk 944f and the data on the sub-public key via its POS terminal 946 to the password issue center 952. For a mall-scale system, the password issue center, that is, the system including the sub-secret key of the sub-public key may exist in the POS terminal. The password issue center inputs the disk ID number and the time data at Step 951g, computes them at Step 951h, enciphers them with the sub-secret key at Step 951i, issues a password at Step 951j, and sends it through the network 948 and POS terminal 846 to the BCA bar code recorder 945. Then the recorded disk 944g is handed to the customer. The disk 944g can be replayed as it is.

[0073] For rental stores and personal computer software stores, ROM disks 944f the ciphers and/or scrambles of which have not been released are displayed in stores. If a customer designates a particular ROM disk 944f, the bar code of the reflection layer by the non-reflection part 915 of the disk 944f is read, so that the disk ID number is read, by a person holding a circular bar code reader 950 with an integrated rotary optical head 953 for spirally scanning, and pressing it on the center of disk 900 in a transparent case. By printing the commodity bar code of the disk ID as shown at 852 in FIG. 13, it is possible to read the code with an ordinary POS terminal bar code reader. Alternatively, the pressed circular bar code recorded in advance on the original disk may be read. These data including the disk ID are processed by the POS terminal 946. The charge is settled by credit card. The password issue center issues, at Step 951g, a password associated with the ID number as stated above. For rental use, a password is made by enciphering the disk ID number with date data added as used at Step 951r in order to limit the number of days for which the disk can be replayed. For this password, the disk can operate on only particular days. It is therefore possible to set a rental period, which may be three days, for instance, in the password.

[0074] The thus issued password for descrambling is printed at Step 951i together with the date of rent, the date of return and the rental title charge on the receipt 949, and handed with the disk to the customer. The customer takes the disk 944j and receipt 949 home. At step 951k, the customer enters the password with the ten-key input part 954 of the first computer 909 in FIG. 6, so that the password 835 is computed with the ID number 835a and input into the cipher decoder 837. Then, the password is converted into plaintext by means of the decoding key. Only if the password is correct, will the cipher decoder 837 descramble the program data and supply image output.

[0075] In this case, if the password includes time data, the data is checked with the date data of the clock part 836b. The

password is descrambled for the coincident dates. The inputted password is stored together with the associated ID number in the nonvolatile memory 755a of the memory 755. Once the user enters the password, it is descrambled without being entered again. It is thus possible to lock and unlock the disk electronically in distribution.

[0076] With reference to FIG. 16, the method of decoding the software of a disk which has been recorded as cipher data will be explained in detail.

[0077] Step (Process) 865 represents the overall flow of distribution of cipher data and individual IDs to users. First, at Step 865a, a number 'm' of data enciphered with the secret first cipher key and a program for decoding the enciphered data are recorded in the ROM area of an original disk. At Step 865b, substrates are molded from the original disk, and then the substrates with reflection films added thereto are laminated in pairs to make completed ROM disks. At Step 865c, the decoding data (the disk identification data different for the pressed disks, respectively, and/or the decoding key for the cipher data) necessary to decode the enciphered data is recorded in the auxiliary recording area (called BCA), which cannot be rewritten, of each completed disk by a method of modulation different from that for the ROM area. At Step 865d, a user replays the distributed disk, selects a desired enciphered data 'n', and starts the decoding process. At Step 865e, the user's first computer reproduces the enciphered data and the decoding program from the ROM area, and reads the decoding data from the auxiliary recording area (BCA). If, at Step 865f, the second decoding data is not obtained on-line, then, at Step 871a of FIG. 17, the ID and/or other auxiliary decoding data are displayed on the screen. At Step 871b, the user obtains the second decoding data such as the password associated with the ID, and enters it into the first computer. Carried out at Step 871c is a particular operation of an open-key cipher function with the disk identification data, the second decoding data, and the enciphered data 'n'. If, at Step 871d, the result is correct, then, at Step 871f, the '1-n'th data is translated into plaintext, so that the user can make the software of the data 'n' operate.

[0078] Next, with reference to the flowchart of FIG. 18, the method of cryptocommunication essential to the Internet and/or the like using a BCA will be described. Step (Process) 868 is the routine of the method of distributing the communication program and cipher key for communication to users. First, at Step 868a, at least the communication program and/or connection data are recorded in the ROM area of an original disk. At Step 868b, substrates are molded from the original disk, and the substrates are laminated in pairs to make completed ROM disks. At Step 868c, the disk identification data different for the pressed disks, respectively, and the cipher key for cryptocommunication are recorded in the non-rewritable auxiliary recording area (BCA) of each completed disk. According to circumstances, the connection address of the second computer and/or the decoding key for cryptocommunication is recorded by a method of modulation different from that for the ROM area. At Step 868d, the user's first computer reproduces the communication program and the decoding program from the ROM area, and reads the disk identification data and the cipher key for communication from the auxiliary recording area. The process continues at FIG. 19. At Step 867a, it is judged if there is a connection address in the BCA area. If yes, the second computer is accessed, at Step 867b, on the basis of the

connection address such as the BCA area URL. If there is no connection address, the computer of the connection address in the ROM area is accessed at Step 867c. At Step 867d, the transmit data is input. At Step 867e, it is judged if there is a cipher key for cryptocommunication in the BCA area. If so, the transmit data is enciphered, at step 867g, with the cipher key for cryptocommunication in the BCA area to make a third cipher. If not, the data is enciphered, at step 867f, with the cipher key for cryptocommunication in the ROM area or HDD to make a third cipher.

[0079] In FIG. 20, Step (Process) 869 represents the routine of generating a decoding key for the cipher received from the second computer 910. First, at Step 869a, the first computer judges if a decoding key for communication is necessary. If necessary, the process goes to Step 869b, where a check is made to judge if there is a decoding key for communication in the BCA if there is no decoding key, the process goes to Step 869c, where a pair of second cipher key for communication and second decoding key for communication is generated newly with the program for generating the cipher key/decoding key reproduced from the ROM area, by the user keying or with data from a random number generator and the second encoder reproduced from the ROM area. At Step 869d, a fourth cipher is made which is the second cipher key for communication and/or the user data enciphered with the cipher key for communication recorded in the BCA and the encipherment software reproduced from the ROM area. At Step 869e, the fourth cipher and the disk identification data and/or the user address are sent to the second computer of the connection address reproduced from the disk. The process of the second computer includes Step 869f, where the fourth cipher, the disk identification data and the user address are received. At Step 869g, the decoding key for communication paired with the disk identification data is selected from the decoding key data base, and the fourth cipher is decoded with the selected key to obtain the plaintext of the second cipher key for communication. At Step 869h, the fifth cipher which is the server data including part of the user data and enciphered with the second cipher key for communication is sent through the Internet 908 to the first computer. At Step 869i, the fifth cipher (and disk identification data) is (are) received, and decoded with the second decoding key for communication and the decoding function recorded in the ROM area to obtain the plaintext of the server data. In this way, the method of Step 869 in FIG. 20 realizes two-way cryptocommunication between the first and second computers.

[0080] In FIG. 21, Step (Process) 870 represents the routine of receiving accounting data. If, at Step 870a, the accounting data is input, the third cipher key of the public key cipher for accounting communication is requested from the second computer. At Step 870b, the second computer requests the third cipher key from the third computer. The third computer 911 sends the ID and third cipher key to the second computer, though the exchange step is omitted. At Step 870c, the second computer receives the ID and third cipher key. At Step 870e, the seventh cipher which is the third cipher key enciphered with the second cipher key for communication and/or the like is sent to the first computer. The first computer receives the seventh cipher at Step 870f. At Step 870g, the received seventh cipher is decoded with the second decoding key for communication 80 as to obtain the third cipher key (public key of public key function). At Step 870h, the third cipher key is recorded on the HDD

according to circumstances. This is used for the next transmission. At Step 870i, it is judged if a credit card number, a password for settlement and/or other secret accounting data are input. At Step 870j, the eighth cipher which is the accounting data enciphered with the third cipher key is sent via the second computer to the third computer. At Step 870k, the second computer receives the eighth cipher and transfers it again to the third computer. Only the third computer 912, which is, for example, at a banking institution, has the decoding key for the third cipher, so that the second computer, which is an electronic store, cannot decode it. At Step 870m, the third computer determines from the cipher key data base the third decoding key associated with the third cipher key by using identification data on the disk and/or the like, and decodes the eighth cipher with the third decoding key, which is the secret key of the public key cipher, so as to obtain the plaintext of the accounting data. At Step 870n, a check is made to judge from the user's credit data, deposit remains and/or other banking data whether the money can be received. At Step 870p, the third computer informs the second computer of the result of the search. The second computer, which is an electronic store, judges at Step 870q if the money can be received. If not, the process goes to Step 870r, where the article and/or the key for decoding the cipher software is not sent. If the money can be received, for a key provision system as shown in FIG. 16, the process goes to Step 870s, where the cipher software decoding key, that is, the article is sent via Internet 908 to the user's second computer. At Step 870t, the first computer receives the cipher software decoding key. At Step 870u, the cipher of the '1-n'th enciphered software is released. At Step 870w, the plaintext of the software is obtained. In this way, a content key provision system is realized.

[0081] The method of Step 870 in FIG. 21 requests the third computer, that is, a banking institution to issue according to the need a public key for the third cipher key, which needs high security for accounting data. It is not necessary to record the public key in the BCA in advance. It is therefore possible to use for the third cipher key a stronger RSA system cipher key of 256 bytes of RS2048 without consuming the BCA capacity. Further, because there is no need for recording in the BCAs of all disks in advance, the total of the issued third cipher keys decreases, and the computer CPU time taken to compute the third cipher keys decreases. In addition, because the third ciphers do not exist in the BCAs, they are not opened, so that the security is improved. In this case, the role of the BCA is, as shown in FIGS. 19 and 20, to record the identification data of a secret communication disk by means of the cipher key of the RSA1024 grade. Only one BCA disk realizes cryptocommunication with the second computer, so that the effect is high.

[0082] With reference to FIG. 22, Step (Process) 872 of cryptocommunication in a case where the cipher key and the decoding key both for communication have been recorded in the BCA will be described. At Step 872g, the first computer 909 sends to the second computer 910 the ninth cipher which is the user data enciphered with the cipher key for communication reproduced from the BCA, the basic identification data recorded in the ROM area when the original disk was made, and the disk identification data recorded in the BCA area. At Step 872b, the second computer receives the ninth cipher, the disk identification data and the basic identification data. At Step 872c, the decoding key for communication

paired with the disk identification data from the decoding key data base is retrieved, and the ninth cipher is decoded to obtain the plaintext of the user data. At Step 872e, the second cipher key associated with the disk identification data is selected from the cipher key data base. In addition, the second computer sends to the first computer the tenth cipher which is the server data enciphered with this second cipher and the third cipher key received from the third computer by the procedure described in FIG. 21 and enciphered with the second cipher. The first computer receives the tenth cipher at Step 872f. At Step 872g, the received seventh cipher is decoded with the second decoding key for communication recorded in the BCA, to obtain the plaintext of the server data and the third cipher key (public key of the public key function). At Step 872h, according to the need, the third cipher key is recorded on the HDD. At Step 872i, it is judged if the accounting data is input. If so, the process goes to Step 872j, where the eleventh cipher which is the accounting data enciphered with the third cipher key is sent via the second computer to the third computer. At Step 872m, the second computer sends the eleventh cipher again to the third computer. At Step 872n, the third computer determines from the third cipher key data base, the third cipher key paired with the identification data on the disk and/or the like, and decodes the eleventh cipher to obtain the plaintext of the accounting data. At Step 872n, the possibility that the money can be received from the user is checked. At Step 872p, the result of the search is sent to the second computer. At Step 872q, the second computer checks to judge if the money can be received from the user. If so, for a key provision system as shown in FIG. 16, the process goes to Step 872s, where the cipher software decoding key, that is, an article is sent via the Internet to the user's second computer. At Step 872t, the first computer receives the cipher software decoding key. At Step 872u, the cipher of the '1-n'th enciphered software is released. At Step 872w, the plaintext of the software is obtained. In this way, a content key provision system is realized.

[0083] The merit of the effect of the method of Step 872 in FIG. 22 is that, because both the cipher key and the decoding key are recorded in the BCA area, it is not necessary to transmit the decoding key and/or the cipher key necessary for reception from the second computer. The maximum BCA capacity is 188 bytes. A public key and/or another cipher function needs only 128 bytes, and can therefore be recorded. Further, it is possible to bidirectionally encipher the grade in RSA512. Because seven or eight elliptic functions can, as shown in FIG. 7, be stored, elliptic functions are more effective.

[0084] With reference to FIG. 23, the operation and effect in a case where the first and third cipher keys have been recorded in the BCA in advance will be explained. Because Steps 872a through 872w in FIG. 22 are nearly identical with Steps 873a through 873w in FIG. 23, only the different steps will be explained.

[0085] The third cipher key for protecting the security for accounting data and/or other banking data has been recorded in the BCA. Therefore, at Step 873e, the second and third computers do not need to generate and send the third cipher key. At Steps 873e, 873f and 873g, the twelfth cipher is sent and received. At Step 873j, the third cipher key is read from the BCA area, and the user's accounting data is sent via the second computer to the third computer. The method of FIG.

23 does not need the third cipher key generated, sent and received at all, so that the procedure is simple.

[0086] In the case of electronic settlement systems, in general, there are a plurality of accounting centers representative of credit companies. Therefore, naturally, there is a need for a plurality of third cipher keys, which are public keys. As explained with reference to FIG. 7b, there is a need for an RSA1024 grade or more, that is, 128 bytes or more if an RSA cipher function is used. The third cipher key 817b can therefore enter only one place of 188 bytes of the BCA. However, elliptic-function cipher keys (elliptic ciphers) which have appeared in recent years give, with small capacity, security equivalent to that of RSA. In recent years, RSA function RSA1024 has been the lowest standard of banking data security. While an RSA function needs 128 bytes, it is said that an elliptic cipher needs only about 20 through 22 bytes for equivalent security. Therefore, as shown in FIG. 7c, it is possible to store in the BCA seven, eight or fewer third ciphers which deal with banking data. The use of elliptic functions realizes a BCA-application electronic settlement system which can deal with a plurality of essential banking centers. Explanation has been made, concentrated on the third cipher, but even if an elliptic cipher is used for the public key for the first cipher key, its effect is similar because high security is kept in relation to a plurality of electronic stores.

[0087] With reference to FIG. 24, the RAM disk recorder/reproducer with a BCA explained with reference to FIG. 10 will be described in more detail. As an embodiment, the procedure for recording in a RAM disk in a so-called pay-per-view system will be described. First, with its program transmitter 883, a CATV company or another software company enciphers movie software or other contents 880 by using the first cipher key 882 in the first encoder to generate a first cipher 900, and sends this cipher to a decoder 886 such as each user's CATV decoder. If the decoder 886 sends a request for a particular program through a network to a key issue center 884, the center sends the first decoding data 885a to the first decoding part 887 of the first decoder 886. The first decoding data 885a is a particular piece of software such as the scramble release key for the particular decoder system ID number and particular timing data 903, and includes a recording permission card 901 for a RAM disk. The first decoding part 887 decodes the first cipher 900 with the system ID 888 and first decoding data 885a. In the case of a picture signal, the signal descrambled once and scrambled further with another cipher to protect the signal from being copied is output from the third cipher output part 889. The picture can be viewed and listened to on a general TV 899, though the original signal is guarded from being copied. If the recording permission code 901a is NO, it is not possible to record in a RAM disk 894. If OK, however, it is possible to record in only one RAM disk 894. This method will be explained.

[0088] In the decoder 886, an IC card 902 is inserted, and the BCA reproduction part 895 reads the BCA of the RAM disk 894 in a RAM recorder. Then the disk ID 905 is sent to the IC card 902. The IC card 902 checks the recording permission code 901a and the present time data 904 obtained from the disk IC 905 and the decoder 886, and makes a two-way hand-shake type copy check 907 with the third cipher output part 889. If the recording permission code and copy checks are OK, the second auxiliary encoder

891 in the IC card **902** issues a second cipher key **906**. The second encoder **890** enciphers the third cipher again to generate a second cipher, which is the contents **880** enciphered with the disk ID of a particular disk. The second cipher is sent to the RAM recorder **892**, where it is 8-15 or 8-16 modulated by the first modulation part in the recording means **893**. The second cipher **912** is recorded in the first recording area **894a** of the RAM disk **894** by means of a laser. In this way, the data of the RAM disk **894** is enciphered with the particular disk ID number.

[0089] When the reproduction signals in this disk are 8-16 demodulated by the first modulation **896a** using a normal reproduction means **896**, the second cipher of the contents is output. The second decoder **897** has second decoding keys **898a**, **898b** and **898c**, which correspond to the cipher keys of the IC cards different for CATV stations or other is program supply companies, respectively. In this case, the decoding key identification data of the decoder **868** or IC card **886** has been recorded in the first recording area **894a**. The reproducer reads the decoding key identification data **913** from the first recording area **894a**. The decoding key selection means **914** automatically selects out of the decoding keys **898a** through **898z** the second decoding key **898a** corresponding to each cipher key. With the disk ID **905a** as a key, the second decoder **897** decodes the second cipher. An IC card having a particular decoding key might be used. In the case of an image, it is possible to obtain a normal image descrambled at a TV **899a**.

[0090] In the system of FIG. 24, a disk ID **905** is sent to the IC card inserted into the decoder in each user's home to encipher picture image data and/or the like. It is therefore not necessary for the software company **883** to individually change the cipher of the contents for distribution to users. Consequently, when broadcasting scrambled pay-per-view images to a great number of viewers as is the case with satellite broadcasting and CATV, it is possible to permit recording in only one RAM disk per user.

[0091] If, at the same time when recording is made in a disk in the system of FIG. 24, an attempt is made to illegally copy, that is, record in a second disk, that is, a RAM disk of another disk ID, it is not possible to alter the disk ID because two-layer disks are used for BCAs. Therefore, unauthorized copying in the second disk at the same time is prevented. It can be considered that during another time period, a simulated or dummy recording permission code **901a** and/or a third cipher is sent to the decoder and/or IC card and data is recorded in a RAM disk of another disk ID. Even against such unauthorized practice, the decoder time data control part **902** in the IC card compares the time of the timing data **903** of the key issue center **884** and/or the time of the time data of the contents and the present time of the time data part **904a** in the decoder to judge if they coincide. If so (OK), the IC card **902** permits the encipherment of the second cipher computing unit **990**.

[0092] In this case, a hand-shake type time check method might be used which makes the second encoder **890** and first decoder **887** exchange check data bidirectionally.

[0093] In the case of the hand-shake type, the second cipher computing unit **890** including the IC card, the first decoding part **887**, and the third cipher part **889** confirm the cipher data bidirectionally. This prevents the unauthorized copying during the other time periods outside the time when the contents are sent.

[0094] In this way, in each user's decoder **886**, the software company's contents are recorded in only one RAM disk **894** for each particular disk ID. This disk can be reproduced by any RAM disk reproducer. Even in the case of recording in a RAM disk by the method of FIG. 24, the software company's copyright is protected. Although the encipherment and decoding have been explained with reference to the cipher encoders and cipher decoders, respectively, in the detailed description of the drawings, the cipher algorithm and the decoding algorithm are practically used with programs in a CPU.

[0095] Industrial Applicability

[0096] By thus recording in advance the cipher key and/or the decoding key for an ID and/or a cipher in the BCA area of an optical disk, it is possible to release the cipher of enciphered contents by a simpler procedure in addition, the secrecy of communication is realized without a conventional procedure for registration. By storing a network check program in contents, it is possible to prevent pieces of software of the same ID on the same network being installed. Thus, there are various effects on the improvement of security.

Reference Numerals

- [0097] **801**: disk with a BCA
- [0098] **802**: fixed key
- [0099] **803**: cipher encoder or scrambler
- [0100] **804**: recording means
- [0101] **805**: contents
- [0102] **806**: ID
- [0103] **807**: trimming unit
- [0104] **808a**: molding machine
- [0105] **808b**: reflecting film making machine
- [0106] **808**: bonding machine
- [0107] **809**: completed disk
- [0108] **809a**: single-sided disk
- [0109] **809b**: single-sided disk
- [0110] **811**: press field
- [0111] **813**: fixed key
- [0112] **814**: BCA area
- [0113] **815**: disk ID
- [0114] **816**: first cipher key (secret key)
- [0115] **817**: second cipher key (secret key)
- [0116] **818**: connection address
- [0117] **819**: reproducing unit
- [0118] **820**: BCA reproducing section
- [0119] **821**: password issue center
- [0120] **822**: communication section
- [0121] **823**: network
- [0122] **824**: cipher key DB

[0123] 825: first decoding key
 [0124] 826: contents number
 [0125] 827: first cipher decoder
 [0126] 828: accounting center
 [0127] 829: second decoding key
 [0128] 830: accounting data
 [0129] 831: second cipher encoder
 [0130] 832: second cipher decoder
 [0131] 833: timing data
 [0132] 834: password producing section
 [0133] 835: password
 [0134] 836: personal computer
 [0135] 837: third decoding key
 [0136] 838: common key
 [0137] 839: third cipher key
 [0138] 840: third cipher encoder
 [0139] 841: third cipher decoder
 [0140] 842: main cipher encoder
 [0141] 843: main cipher decoder
 [0142] 844: main decoding key
 [0143] 845: first cipher decoder
 [0144] 846: cipher encoder
 [0145] 847: cipher decoder
 [0146] 849: BCA data
 [0147] 850: writing layer
 [0148] 851: character
 [0149] 852: general bar code
 [0150] 853: decoder
 [0151] 860: second cipher encoder
 [0152] 861: second cipher decoder
 [0153] 862: data reproducing section
 [0154] 863: ROM area
 [0155] 864: additional recording area
 [0156] 865: decoding flowchart
 [0157] 890: second cipher computing unit
 [0158] 894a: first recording area
 [0159] 908: Internet
 [0160] 909: first computer
 [0161] 910: second computer
 [0162] 911: third computer
 [0163] 912: second cipher
 [0164] 913: decoding key identifying data
 [0165] 914: decoding key selecting means

[0166] 915: first slice level
 [0167] 916: second slice level
 [0168] 917: PE-RZ modulator
 [0169] 918: transparent substrate
 [0170] 919: first recording area
 [0171] 920: second recording area
 [0172] 921: disk ID
 [0173] 922: BCA flag
 [0174] 923: CPU
 [0175] 924: control data
 [0176] 925: EFM demodulation
 [0177] 926: 8-15 modulation-demodulation
 [0178] 927: 8-16 modulation-demodulation
 [0179] 928: first demodulating section
 [0180] 930: second demodulating section
 [0181] 931: connection address

What is claimed is:

1. An optical disk including a first recording area, where main data are recorded in the form of pits, by a first method of modulation, and a second recording area which is a predetermined area in the first recording area, where a plurality of radially long parts of a reflection film are removed partially, so that auxiliary data are recorded by a second method of modulation, which differs from the first method, the optical disk being characterized by:

the auxiliary data including a first identification data recorded therein for identifying individual optical disks; and

the main data including an impermissible part recorded therein which can be used with the first identification data and/or a specified password.

2. The optical disk described in claim 1, and further characterized in that it is a read only type optical disk.

3. The optical disk described in claim 1 or 2, and further characterized by a specified password being obtained through a specified operation with the first identification data.

4. The optical disk described in claim 1 or 2, wherein, in addition to the first identification data for identifying individual optical disks, a cipher key for a cipher and/or a decoding key for a cipher is recorded in the auxiliary data.

5. The optical disk described in claim 1 or 2, and further characterized by the first method of modulation being a method of 8-16 modulation, and the second method of modulation being a method of phase encoding modulation.

6. A method of permitting the use of a program, the method being characterized in that it comprises the steps of:

reproducing an optical disk including a first recording area, where main data are recorded in the form of pits, by a first method of modulation, and a second recording area which is a predetermined area in the first recording area, where a plurality of radially long parts of a reflection film are removed partially, so that auxiliary data are recorded by a second method of modulation, which differs from the first method, the auxiliary data

including a first identification data recorded therein for identifying individual optical disks and a cipher key for a cipher and/or a decoding key for a cipher, the main data including an impermissible part recorded therein which can be used with the first identification data and/or a specified password;

reproducing the first identification data from the auxiliary data; and

enabling the impermissible part to be used and outputting it with the first identification data and/or the specified password.

7. The method of permitting the use of a program described in claim 6, and further characterized by the specified password being obtained through a specified operation with the first identification data.

8. A method of cryptocommunication characterized in that it comprises the steps of:

reproducing in a first computer an optical disk including a first recording area, where main data are recorded in the form of pits, by a first method of modulation, and a second recording area which is a predetermined area in the first recording area, where a plurality of radially long parts of a reflection film are removed partially, so that auxiliary data are recorded by a second method of modulation, which differs from the first method, the auxiliary data including a first identification data recorded therein for identifying individual optical disks and a first cipher key for a cipher and/or a decoding key for a cipher;

reading the first identification data and the first cipher key from the auxiliary data;

obtaining a first cipher which is a first data enciphered with the first cipher key and cipher algorithm; and

sending the first cipher from a communication means of the first computer through a network to a second computer.

9. The method of cryptocommunication described in claim 8, and further characterized by the cipher algorithm being read from the main data.

10. A method of cryptocommunication characterized in that it comprises the steps of:

reproducing main data from a first recording area of an optical disk in a first computer;

reproducing auxiliary data from a second recording area, the auxiliary data including a first identification data for identifying individual optical disks and a first cipher key for a cipher and/or a decoding key for a cipher;

enciphering a first data in the first computer with the first cipher key in the auxiliary data by cipher algorithm to make a first cipher;

connecting to the second computer of a particular connection address through a network to send the first cipher and the first identification data in the auxiliary data;

receiving the first identification data and the first cipher in the second computer;

selecting the first decoding key which is the decoding key for the cipher corresponding to the first identification

data received from a first decoding key database, where a relationship between the first decoding key and the first identification data is stored; and

decoding the first cipher on the basis of the first decoding key to obtain the first data.

11. The method of cryptocommunication described in claim 10, and characterized in that it comprises the further steps of:

generating with a first means for generating ciphers in the first computer a second cipher key and a second decoding key paired with each other;

obtaining a third cipher which is the second cipher key enciphered with the first cipher key in the first computer; and

sending the third cipher to the second computer.

12. The method of cryptocommunication described in claim 11, and characterized in that it comprises the further steps of:

decoding the received third cipher with the first decoding key to obtain the plaintext of the second cipher key in the second computer;

obtaining a fourth cipher which is the second data enciphered with the second cipher key; and

sending the fourth cipher to the first computer.

13. The method of cryptocommunication described in claim 8, and further characterized in that, at the step of reproducing two or more cipher keys and/or decoding keys for public key cipher from auxiliary data which include public key cipher, at least one of the cipher keys and the decoding keys is an elliptic function cipher.

14. The method of cryptocommunication described in claim 8, and characterized in that it comprises the further step of using an optical disk with auxiliary data including a connection address data of the second computer, and reproducing the connection address from the auxiliary data.

15. An optical disk recorder for modulating a main data by a first method of modulation and recording the data by radiating a laser beam through an optical lens on to the recording layer of a first recording area of an optical disk, the recorder being characterized by:

reproducing, before recording, the auxiliary data in a second recording area, where a first identification data and a first cipher key for a cipher and/or a decoding key for a cipher are recorded by a second method of modulation;

making a main cipher which is the main data enciphered with the first identification data and/or the first cipher key and particular cipher algorithm; and

recording the main cipher in the recording layer of the first recording area by the first method of modulation.

16. The optical disk recorder described in claim 15, and further characterized by:

receiving in a reception part the second cipher which is the first data enciphered with second cipher algorithm and a recording permission data permitting recording the first data in an optical disks;

obtaining a second decoded data through decoding the second cipher with a second decoding means;

making a main cipher through enciphering the second decoded data with first cipher algorithm different from the second cipher algorithm and an auxiliary data in a cipher computing means; and

recording the main cipher in the first recording area of the optical disk only if the recording permission data is present.

17. The optical disk recorder described in claim 16, and characterized by:

mounting an IC card having a computing unit therein;

inputting into the IC card the first identification data for identifying the disk of the auxiliary data;

computing the first identification data with the computing unit;

inputting the result of the computation into the cipher computing means from the IC card;

obtaining a main cipher which is an enciphered second decoded signal; and

recording the main cipher in the optical disk.

18. An optical disk reproducer characterised by

reading with an optical head and a first means of demodulation an optical disk including a first recording area, where a main cipher is recorded by a first method of modulation, the main cipher being a first data enciphered with a first identification data by a cipher means;

reproducing with the optical head and a second means of demodulation an auxiliary data recorded in a second recording area of the optical disk by a second method of demodulation; and

obtaining the first data by decoding the main cipher by means of the decoding means with the first identification data in the auxiliary data or a first auxiliary identification data which is obtained from the first identification data through a predetermined computation.

19. The optical disk reproducer described in claim 18, and further characterized by the method of modulation-demodulation of the first means of demodulation being a method of 8-16 modulation-demodulation, and the method of demodulation of the second means of demodulation being a method of phase encoding demodulation.

20. The optical disk reproducer described in claim 18, and further characterized by the decoding means including a number "n" of decoding keys, and selecting one of the decoding keys on the basis of a decoding key identification data reproduced from the main data in the optical disk.

21. The method of permitting the use of a program described in claim 6, and characterized in that it comprises the further steps of:

connecting a first computer through a network to the second computer with a particular address;

sending to the second computer the first identification data for identifying the disk in the auxiliary data;

computing in the second computer the first identification data through a particular cipher operation, and sending the resultant (obtained) password to the first computer;

computing the password and the first identification data in the decoding operation part of the first computer, and sending the resultant second decoding code to a cipher decoder; and

enabling an impermissible part of the main data in the optical disk to be used with the second decoding code by means of the cipher decoder.

22. A method of inspecting the illegal installation of a program, the method being characterized in that it comprises the steps of:

reproducing with a first computer an optical disk including a first recording area, where main data are recorded in the form of pits, by a first method of modulation, and a second recording area which is a predetermined area in the first recording area, where a reflection film is removed partially, so that auxiliary data are overwritten by a second method of modulation, which differs from the first method, the auxiliary data including a first identification data recorded therein for identifying individual optical disks, the main data including a first program, an installation program for installing the first program in the hard disk in the first computer, and a communication program recorded therein;

reproducing the first identification data from the auxiliary data;

installing the first program in the hard disk;

recording in the hard disk the first identification data or the first auxiliary identification data which is obtained from the first identification data through a predetermined computation; and

sending, when the installed first program starts or performs a particular operation, the first identification data or the first auxiliary identification data by means of the communication program to a second computer connected through a network to the first computer; or

checking through the network the second identification data which corresponds to the first identification data in the hard disk of the second computer or the second auxiliary identification data which is the second identification data computed through a particular operation; and

limiting the particular operation of the first program or adding a particular operation when the first and second identification data coincide or the first and second auxiliary identification data coincide.

23. An optical disk including a first recording area, where main data are recorded in the form of pits, by a first method of modulation, and a second recording area which is a predetermined area in the first recording area, where a reflection film is removed partially in the form of radially long bars from which the data cannot be read with the naked eye, so that auxiliary data are overwritten by a second method of modulation, which differs from the first method, at a lower recording density than the main data, the optical disk being characterized in;

that a first identification data for identifying individual optical disks is recorded in the auxiliary data;

that a first data is recorded in the main data in the first recording area of the optical disk, and that a data

associated with the first identification data is printed as a merchandise bar code which can be read by a merchandise bar code reader.

24. The optical disk described in claim 23, and further characterized by the merchandise bar code being printed on the side other than the reproduction side of the optical disk.

25. A method of permission to use the program of a first data in an optical disk, the method being characterized in that it comprises the steps of:

reading a first identification data or a first auxiliary identification data with a merchandise bar code reader in a first computer from an optical disk including a first recording area, where main data are recorded in the form of pits, by a first method of modulation, and a second recording area which is a predetermined area in the first recording area, where a reflection film is partially removed, so that auxiliary data are overwritten by a second method of modulation, which differs from the first method, the auxiliary data including the first identification data recorded therein for identifying individual optical disks, the main data in the first recording area of the optical disk including an impermissible part the use of which is not permitted, the optical disk having a bar code printed thereon from which the merchandise bar code reader can read the first identification data or the first auxiliary identification data associated with the first identification data;

sending the first identification data or the first auxiliary identification data through a network to a second computer;

computing with the second computer through a cipher operation on the basis of the first identification data to make a permission data which permits the use of an impermissible part;

sending the permission data to the first computer; and

printing the permission data on paper with a printing means by the first computer.

26. An optical disk including a first recording area, where main data are recorded in the form of pits, by a first method of modulation, and a second recording area which is the first predetermined area in the first recording area, where a plurality of radially long parts of a reflection film are removed partially, so that auxiliary data are overwritten over the pits in a low frequency band for frequency separation from the main data, the optical disk being characterized by:

the auxiliary data including a first identification data recorded therein for identifying individual optical disks; and

the main data including an impermissible part recorded therein which can be used with the first identification data and/or a specified password.

27. The optical disk described in claim 26, and further characterized by being a read only type optical disk.

28. The optical disk described in claim 26 or 27, and further characterized by the specified password being obtained through a specified operation with the first identification data.

* * * * *