

(19) World Intellectual Property Organization
International Bureau



(43) International Publication Date
11 April 2002 (11.04.2002)

PCT

(10) International Publication Number
WO 02/28828 A1

- (51) International Patent Classification⁷: C07C 317/00, 317/02, A61K 31/10
- (21) International Application Number: PCT/US01/31337
- (22) International Filing Date: 5 October 2001 (05.10.2001)
- (25) Filing Language: English
- (26) Publication Language: English
- (30) Priority Data:
60/238,222 5 October 2000 (05.10.2000) US
- (71) Applicant (for all designated States except US): **TEMPLE UNIVERSITY - OF THE COMMONWEALTH SYSTEM OF HIGHER EDUCATION** [US/US]; Broad Street and Montgomery Avenue, Philadelphia, PA 19122 (US).
- (72) Inventors; and
- (75) Inventors/Applicants (for US only): **REDDY, E., Premkumar** [US/US]; 547 Atterbury Road, Villanova, PA 19085 (US). **REDDY, M., V., Ramana** [US/US]; 921 St. Joseph Drive, Upper Darby, PA 19082-5429 (US).
- (74) Agent: **MONACO, Daniel, A.**; Drinker Biddle & Reath LLP, One Logan Square, 18th and Cherry Streets, Philadelphia, PA 19103 (US).
- (81) Designated States (national): AE, AG, AL, AM, AT, AU, AZ, BA, BB, BG, BR, BY, BZ, CA, CH, CN, CO, CR, CU, CZ, DE, DK, DM, DZ, EC, EE, ES, FI, GB, GD, GE, GH, GM, HR, HU, ID, IL, IN, IS, JP, KE, KG, KP, KR, KZ, LC, LK, LR, LS, LT, LU, LV, MA, MD, MG, MK, MN, MW, MX, MZ, NO, NZ, PL, PT, RO, RU, SD, SE, SG, SI, SK, SL, TJ, TM, TR, TT, TZ, UA, UG, US, UZ, VN, YU, ZA, ZW.
- (84) Designated States (regional): ARIPO patent (GH, GM, KE, LS, MW, MZ, SD, SL, SZ, TZ, UG, ZW), Eurasian patent (AM, AZ, BY, KG, KZ, MD, RU, TJ, TM), European patent (AT, BE, CH, CY, DE, DK, ES, FI, FR, GB, GR, IE, IT, LU, MC, NL, PT, SE, TR), OAPI patent (BF, BJ, CF, CG, CI, CM, GA, GN, GQ, GW, ML, MR, NE, SN, TD, TG).
- Published:**
— with international search report
— before the expiration of the time limit for amending the claims and to be republished in the event of receipt of amendments
- For two-letter codes and other abbreviations, refer to the "Guidance Notes on Codes and Abbreviations" appearing at the beginning of each regular issue of the PCT Gazette.



WO 02/28828 A1

(54) Title: SUBSTITUTED (E)-STYRYL BENZYL SULFONES FOR TREATING PROLIFERATIVE DISORDERS

(57) Abstract: (E)-Styryl benzylsulfones useful as antiproliferative agents, including, for example, anticancer agents, are provided according to formula I: wherein: R₁ is selected from the group consisting of halogen, C1-C6 alkoxy, nitro, phosphonato, amino, sulfamyl, carboxy, acetoxy and dimethylamino (C2-C6 alkoxy); and R₂ and R₃ are independently selected from the group consisting of halogen, C1-C6 alkoxy, C1-C6 alkyl, nitro, cyano, hydroxy, phosphonato, amino, sulfamyl, carboxy, acetoxy, and dimethylamino (C2-C6 alkoxy); provided: R₁ may not be halogen when R₂ and R₃ are both halogen; R₂ may not be 2-halogen when R₃ is 4-halogen; or a pharmaceutically acceptable salt thereof; or formula II: wherein: R₄ is selected from the group consisting of C1-C6 alkoxy, phosphonato, amino, sulfamyl, carboxy, acetoxy and dimethylamino (C2-C6 alkoxy); R₆ is selected from the group consisting of nitro, hydrogen, phosphonato, amino, sulfamyl, carboxy, acetoxy and dimethylamino (C2-C6 alkoxy); and R₇ is selected from the group consisting of halogen, C1-C6 alkoxy, C1-C6 alkyl, nitro, cyano, hydroxy, phosphonato, amino, sulfamyl, carboxy, acetoxy, dimethylamino (C2-C6 alkoxy) and trifluoromethyl; provided R₅ and R₆ may not be hydrogen in the same compound; or a pharmaceutically acceptable salt thereof.

- 1 -

SUBSTITUTED (E)-STYRYL BENZYL SULFONES
FOR TREATING PROLIFERATIVE DISORDERS

The benefit of the filing date of U. S. Provisional Application Serial No. 60/238,222, filed October 5, 2000, is hereby claimed. The entire disclosure of the aforesaid application is incorporated herein by
5 reference.

Field of the Invention

The invention relates to compositions and methods for the
10 treatment of cancer and other proliferative disorders.

Background of the Invention

Extracellular signals received at transmembrane receptors are relayed into the cells by the signal transduction pathways (Pelech *et al.*,
15 *Science* **257**:1335 (1992)) which have been implicated in a wide array of physiological processes such as induction of cell proliferation, differentiation or apoptosis (Davis *et al.*, *J. Biol. Chem.* **268**:14553 (1993)). The Mitogen Activated Protein Kinase (MAPK) cascade is a major signaling system by which cells transduce extracellular cues into
20 intracellular responses (Nishida *et al.*, *Trends Biochem. Sci.* **18**:128 (1993); Blumer *et al.*, *Trends Biochem. Sci.* **19**:236 (1994)). Many steps of this cascade are conserved, and homologous for MAP kinases have been discovered in different species.

- 2 -

In mammalian cells, the Extracellular-Signal-Regulated Kinases (ERKs), ERK-1 and ERK-2 are the archetypal and best-studied members of the MAPK family, which all have the unique feature of being activated by phosphorylation on threonine and tyrosine residues by an upstream dual specificity kinase (Posada *et al.*, *Science* **255**:212 (1992); Biggs III *et al.*, *Proc. Natl. Acad. Sci. USA* **89**:6295 (1992); Garner *et al.*, *Genes Dev.* **6**:1280 (1992)).

Recent studies have identified an additional subgroup of MAPKs, known as c-Jun NH₂-terminal kinases 1 and 2 (JNK-1 and JNK-2), that have different substrate specificities and are regulated by different stimuli (Hibi *et al.*, *Genes Dev.* **7**:2135 (1993)). JNKs are members of the class of stress-activated protein kinases (SPKs). JNKs have been shown to be activated by treatment of cells with UV radiation, pro-inflammatory cytokines and environmental stress (Derijard *et al.*, *Cell* **1025** (1994)). The activated JNK binds to the amino terminus of the c-Jun protein and increases the protein's transcriptional activity by phosphorylating it at ser63 and ser73 (Adler *et al.*, *Proc. Natl. Acad. Sci. USA* **89**:5341 (1992); Kwok *et al.*, *Nature* **370**:223 (1994)).

Analysis of the deduced primary sequence of the JNKs indicates that they are distantly related to ERKs (Davis, *Trends Biochem. Sci.* **19**:470 (1994)). Both ERKs and JNKs are phosphorylated on Tyr and Thr in response to external stimuli resulting in their activation (Davis, *Trends Biochem. Sci.* **19**:470 (1994)). The phosphorylation (Thr and Tyr) sites, which play a critical role in their activation are conserved between ERKs and JNKs (Davis, *Trends Biochem. Sci.* **19**:470 (1994)). However, these sites of phosphorylation are located within distinct dual phosphorylation motifs: Thr-Pro-Tyr (JNK) and Thr-Glu-Tyr (ERK). Phosphorylation of MAPKs and JNKs by an external signal often involves the activation of protein tyrosine kinases (PTKs) (Gille *et al.*, *Nature* **358**:414 (1992)), which constitute a large family of proteins encompassing several growth factor receptors and other signal transducing molecules.

- 3 -

Protein tyrosine kinases are enzymes which catalyze a well defined chemical reaction: the phosphorylation of a tyrosine residue (Hunter *et al.*, *Annu Rev Biochem* **54**:897 (1985)). Receptor tyrosine kinases in particular are attractive targets for drug design since blockers
5 for the substrate domain of these kinases is likely to yield an effective and selective antiproliferative agent. The potential use of protein tyrosine kinase blockers as antiproliferative agents was recognized as early as 1981, when quercetin was suggested as a PTK blocker (Graziani *et al.*, *Eur. J. Biochem.* **135**:583-589 (1983)).

10 The best understood MAPK pathway involves extracellular signal-regulated kinases which constitute the Ras/Raf/MEK/ERK kinase cascade (Boudewijn *et al.*, *Trends Biochem. Sci.* **20**, 18 (1995)). Once this pathway is activated by different stimuli, MAPK phosphorylates a variety of proteins including several transcription factors which translocate
15 into the nucleus and activate gene transcription. Negative regulation of this pathway could arrest the cascade of these events.

What are needed are new anticancer chemotherapeutic agents which target receptor tyrosine kinases and which arrest the Ras/Raf/MEK/ERK kinase cascade. Oncoproteins in general, and signal
20 transducing proteins in particular, are likely to be more selective targets for chemotherapy because they represent a subclass of proteins whose activities are essential for cell proliferation, and because their activities are greatly amplified in proliferative diseases.

What is also needed are new cell antiproliferative agents, and
25 anticancer therapeutics in particular, which are highly selective in the killing of proliferating cells such as tumor cells, but not normal cells.

Summary of the Invention

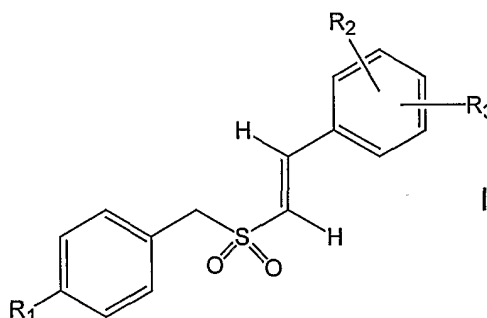
It is an object of the invention to provide compounds, compositions
30 and methods for the treatment of cancer and other proliferative diseases.

- 4 -

The biologically active compounds are in the form of styryl benzylsulfones.

It is an object of the invention to provide compounds which are selective in killing tumor cells but not normal cells.

5 According to one embodiment, compounds of the invention have the formula I:



wherein:

R_1 is selected from the group consisting of halogen, C1-C6 alkoxy, nitro, phosphonato, amino, sulfamyl, carboxy, acetoxy, and
10 dimethylamino(C2-C6 alkoxy); and

R_2 and R_3 are independently selected from the group consisting of halogen, C1-C6 alkoxy, C1-C6 alkyl, nitro, cyano, hydroxy, phosphonato, amino, sulfamyl, carboxy, acetoxy, and dimethylamino(C2-C6 alkoxy);

provided:

15 R_1 may not be halogen when R_2 and R_3 are both halogen;

R_2 may not be 2-halogen when R_3 is 4-halogen;

or a pharmaceutically acceptable salt thereof.

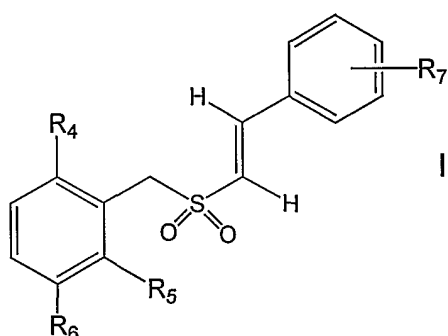
According to one embodiment of formula I compounds, R_1 is selected from the group consisting of halogen, C1-C6 alkoxy, nitro, phosphonato, amino, sulfamyl, acetoxy, and dimethylamino(C2-C6
20 alkoxy); and R_2 and R_3 are independently selected from the group consisting of halogen, C1-C6 alkoxy, C1-C6 alkyl, nitro, cyano, hydroxy, phosphonato, amino, sulfamyl, acetoxy, and dimethylamino(C2-C6 alkoxy).

- 5 -

According to one preferred embodiment of formula I compounds, R₁ is selected from the group consisting of halogen and C1-C6 alkoxy, and R₂ and R₃ are independently selected from the group consisting of hydroxy, nitro and C1-C6 alkoxy. According to a further preferred embodiment, R₁ is C1-C6 alkoxy, and R₂ and R₃ are C1-C6 alkoxy. Most preferably, R₂ and R₃ together represent 3,4-dialkoxy or 2,6-dialkoxy substitution.

The various alkoxy groups may be the same or different.

According to another embodiment, compounds of the invention have the formula II:



wherein:

R₄ is selected from the group consisting of C1-C6 alkoxy, nitro, phosphonato, amino, sulfamyl, carboxy, acetoxy, and dimethylamino(C2-C6 alkoxy);

R₅ is selected from hydrogen, C1-C6 alkoxy, phosphonato, amino, sulfamyl, carboxy, acetoxy, and dimethylamino(C2-C6 alkoxy); and

R₆ is selected from nitro, hydrogen, phosphonato, amino, sulfamyl, carboxy, acetoxy, and dimethylamino(C2-C6 alkoxy); and

R₇ is selected from the group consisting of halogen, C1-C6 alkoxy, C1-C6 alkyl, nitro, cyano, hydroxy, phosphonato, amino, sulfamyl, carboxy, acetoxy, dimethylamino(C2-C6 alkoxy) and trifluoromethyl;

provided R₅ and R₆ may not be hydrogen in the same compound.

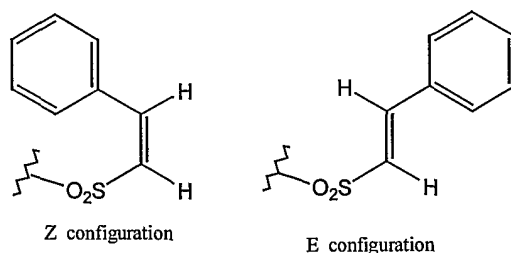
- 6 -

According to one embodiment of formula II compounds, R₄ is selected from the group consisting of C1-C6 alkoxy, nitro, phosphonato, amino, sulfamyl, acetoxy, and dimethylamino(C2-C6 alkoxy); R₅ is selected from hydrogen, C1-C6 alkoxy, phosphonato, amino, sulfamyl, carboxy, acetoxy, and dimethylamino(C2-C6 alkoxy); R₆ is selected from nitro, hydrogen, phosphonato, amino, sulfamyl, acetoxy, and dimethylamino(C2-C6 alkoxy); and R₇ is selected from the group consisting of halogen, C1-C6 alkoxy, C1-C6 alkyl, nitro, cyano, hydroxy, phosphonato, amino, sulfamyl, acetoxy, dimethylamino(C2-C6 alkoxy) and trifluoromethyl.

According to one preferred embodiment of formula II compounds, R₅ is hydrogen and R₆ is nitro, or R₅ is C1-C6 alkoxy and R₆ is hydrogen; and R₇ is selected from the group consisting of halogen, nitro and C1-C6 alkoxy.

According to another embodiment of the invention, the compounds (E)-2-nitrostyryl-2,4-dichlorobenzylsulfone, (E)-3-nitrostyryl-2,4-dichlorobenzylsulfone and (E)-2,6-dimethoxystyryl-2-methoxybenzylsulfone are provided, and pharmaceutically acceptable salts thereof.

The styryl benzylsulfones are characterized by cis-trans isomerism resulting from the presence of a double bond. The compounds are named according to the Cahn-Ingold-Prelog system, the IUPAC 1974 Recommendations, Section E: Stereochemistry, in *Nomenclature of Organic Chemistry*, John Wiley & Sons, Inc., New York, NY, 4th ed., 1992, p. 127-138. Steric relations around a double bond are designated as "Z" or "E". The compounds of the present invention have the E configuration.



- 7 -

The term "alkyl", by itself or as part of another substituent means, unless otherwise stated, a straight or branched chain hydrocarbon radical, including di- and multi-radicals, having the number of carbon atoms designated (i.e. C1-C6 means one to six carbons) and includes
5 straight or branched chain groups. Most preferred is C1-C3 alkyl, particularly ethyl and methyl.

The term "alkoxy" employed alone or in combination with other terms means, unless otherwise stated, an alkyl group having the designated number of carbon atoms, as defined above, connected to the
10 rest of the molecule via an oxygen atom, such as, for example, methoxy, ethoxy, 1-propoxy, 2-propoxy and the higher homologs and isomers. Preferred are C1-C3 alkoxy, particularly ethoxy and methoxy.

By "halogen" is meant fluorine, chlorine, bromine or iodine.

By "dimethylamino(C2-C6 alkoxy)" is meant $(\text{CH}_3)_2\text{N}(\text{CH}_2)_n\text{O}-$
15 wherein n is from 2 to 6. Preferably, n is 2 or 3. Most preferably, n is 2, that is, the group is the dimethylaminoethoxy group, that is, $(\text{CH}_3)_2\text{NCH}_2\text{CH}_2\text{O}-$.

By "phosphonato" is meant the group $-\text{PO}(\text{OH})_2$.

By "sulfamyl" is meant the group $-\text{SO}_2\text{NH}_2$.

20 Where a substituent on the benzyl or styryl nucleus is an alkoxy group, the carbon chain may be branched or straight, with straight being preferred. Preferably, the alkoxy groups comprise C1-C3 alkoxy, most preferably methoxy.

A pharmaceutical composition is also provided comprising a
25 pharmaceutically acceptable carrier and one or more compounds of formula I or II above, or a pharmaceutically acceptable salt of such compound.

According to another embodiment of the invention, a method of treating an individual for a proliferative disorder, particularly cancer, is
30 provided, comprising administering to said individual an effective amount of a compound according to formula I or II, or a pharmaceutically

- 8 -

acceptable salt of such compound, alone or in combination with a pharmaceutically acceptable carrier.

In another embodiment of the invention, a method of inhibiting growth of tumor cells in an individual afflicted with cancer is provided comprising administering to said individual an effective amount of a compound according to formula I or II, or a pharmaceutically acceptable salt of such compound, alone or in combination with a pharmaceutically acceptable carrier.

In another embodiment, a method of inducing apoptosis of cancer cells, more preferably tumor cells, in an individual afflicted with cancer is provided, comprising administering to said individual an effective amount of a compound according to formula I or II, or a pharmaceutically acceptable salt of such compound, alone or in combination with a pharmaceutically acceptable carrier.

The compounds (E)-2-nitrostyryl-2,4-dichlorobenzylsulfone, (E)-3-nitrostyryl-2,4-dichlorobenzylsulfone and (E)-2,6-dimethoxystyryl-2-methoxybenzylsulfone, and pharmaceutically acceptable salts thereof, may also be used to form pharmaceutical compositions, and may be utilized in the practice of the aforesaid methods for treating proliferative disorders, for inhibiting growth of tumor cells, and for inducing apoptosis of cancer cells.

Description of the Figures

Fig. 1 shows the effect of (E)-2,6-dimethoxystyryl-4-methoxybenzylsulfone on the growth of cells of the indicated tumor cell lines. Values are plotted as the percent of drug-treated cells remaining viable compared to DMSO-treated cells of the same type.

Fig. 2 shows the effect of (E)-2-nitrostyryl-2,4-dichlorobenzylsulfone on the growth of cells of the indicated tumor cell lines. Values are plotted as the percent of drug-treated cells remaining viable compared to DMSO-treated cells of the same type.

Detailed Description of the Invention

According to the present invention, certain substituted styryl
benzylsulfone derivatives selectively kill various tumor cell types without
5 killing normal cells.

Without wishing to be bound by any theory, it is believed that the
compounds affect the MAPK signal transduction pathway, thereby
affecting tumor cell growth and viability. This cell growth inhibition is
associated with regulation of the ERK and JNK types of MAPK. Without
10 wishing to be bound by any theory, the styryl sulfones of the present
invention may block the phosphorylating capacity of ERK-2.

The compounds of the invention inhibit the proliferation of tumor
cells by inducing cell death.

The compounds of the invention are believed effective against
15 broad spectrum of cancer types of diverse histologic subtype and origin.
Cancer types which may be treated by the present compounds include
those cancers listed and described in the National Cancer Institute's
"CancerNet" at http://cancernet.nci.nih.gov/pdq/pdq_treatment.shtml,
which is herein incorporated by reference in its entirety.

20 For example, the compounds of the invention may be used to kill
primary or metastatic tumor or neoplastic cells in cancers of at least the
following histologic subtypes: sarcoma (cancers of the connective and
other tissue of mesodermal origin); melanoma (cancers deriving from
pigmented melanocytes); carcinoma (cancers of epithelial origin);
25 adenocarcinoma (cancers of glandular epithelial origin); cancers of neural
origin (glioma/glioblastoma and astrocytoma); and hematological
neoplasias, such as leukemias and lymphomas (e.g., acute lymphoblastic
leukemia, chronic lymphocytic leukemia, and chronic myelocytic
leukemia).

30 The present compounds may also be used to kill primary or
metastatic tumor or neoplastic cells in cancers having their origin in at

- 10 -

least the following organs or tissues, regardless of histologic subtype: breast; tissues of the male and female urogenital system (e.g. ureter, bladder, prostate, testis, ovary, cervix, uterus, vagina); lung; tissues of the gastrointestinal system (e.g., stomach, large and small intestine, colon, rectum); exocrine glands such as the pancreas and adrenals; tissues of the mouth and esophagus; brain and spinal cord; kidney (renal); pancreas; hepatobiliary system (e.g., liver, gall bladder); lymphatic system; smooth and striated muscle; bone and bone marrow; skin; and tissues of the eye.

10 Furthermore, the present compounds are believed effective in treating cancers or tumors in any prognostic stage of development, as measured, for example, by the "Overall Stage Groupings" (also called "Roman Numeral") or the Tumor, Nodes, and Metastases (TNM) staging systems. Appropriate prognostic staging systems and stage descriptions for a given cancer are known in the art, for example as described in http://cancernet.nci.nih.gov/pdq/pdq_treatment.shtml, *supra*. The compounds do not kill normal cells in concentrations at which tumor cells are killed.

20 The compounds are also believed useful in the treatment of non-cancer proliferative disorders. Non-cancer proliferative disorders are characterized by the uncontrolled growth of cells with a benign phenotype, meaning that the cells evade only the normal controls on growth, but cannot metastasize. Non-cancer proliferative disorders which may be treated with the present compounds include, but are not limited to, the following: hemangiomas in newborn; secondary progressive multiple sclerosis; chronic progressive myelodegenerative disease; neurofibromatosis; ganglioneuromatosis; keloid formation; Paget's Disease of the bone; fibrocystic disease (e.g., of the breast or uterus); sarcoidosis; Peronies and Duputren's fibrosis, cirrhosis, atherosclerosis and vascular restenosis.

30

- 11 -

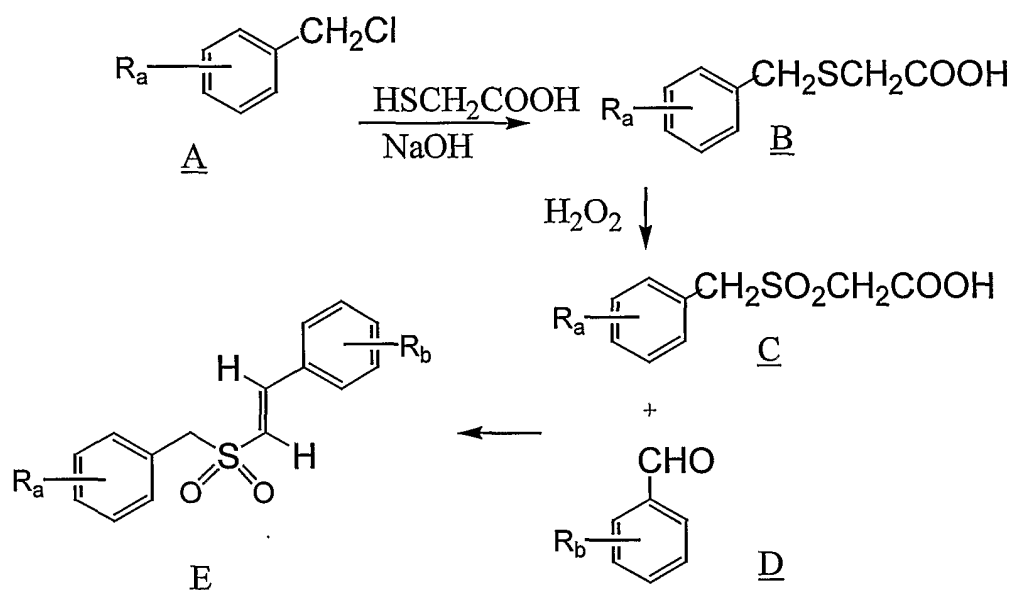
Treatment of this broad range of tumor cells with the styryl benzylsulfone compounds of the invention leads to inhibition of cell proliferation and induction of apoptotic cell death.

5 Tumor cells treated with the compounds of the invention accumulate in the G2/M phase of the cell cycle. As the cells exit the G2/M phase, they appear to undergo apoptosis. Treatment of normal cells with the styryl benzylsulfones does not result in apoptosis.

The (E)-styryl benzylsulfones of the present invention may be prepared by Knoevenagel condensation of aromatic aldehydes with
10 benzylsulfonyl acetic acids. The procedure is described by Reddy *et al.*, *Acta. Chim. Hung.* **115**:269-71 (1984); Reddy *et al.*, *Sulfur Letters* **13**:83-90 (1991); Reddy *et al.*, *Synthesis* No. 4, 322-323 (1984); and Reddy *et al.*, *Sulfur Letters* **7**:43-48 (1987), the entire disclosures of which are incorporated herein by reference.

15 According to the Scheme 1 below, R_a represents mono- or di-substitution. Similarly, R_b represents mono- or di-substitution. The benzyl thioacetic acid B is formed by the reaction of sodium thioglycollate and a benzyl chloride A. The benzyl thioacetic acid B is then oxidized with 30% hydrogen peroxide to give a corresponding benzylsulfonyl
20 acetic acid C. Condensation of the benzylsulfonyl acetic acid C with an aromatic aldehyde D via a Knoevenagel reaction in the presence of benzylamine and glacial acetic acid yields the desired (E)-styryl benzylsulfone E.

- 12 -



Scheme 1

The following is a more detailed two-part synthesis procedure for preparing (E)-styryl benzylsulfones according to the above scheme.

General Procedure 1: Synthesis (E)-Styryl Benzylsulfones

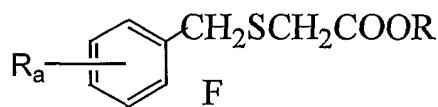
5 **Part A.** To a solution of (8g, 0.2 mol) sodium hydroxide in methanol (200 ml), thioglycolic acid (0.1 mol) is added slowly and the precipitate formed is dissolved by stirring the contents of the flask. Then an appropriately substituted benzyl chloride (0.1 mol) is added stepwise and the reaction mixture is refluxed for 2-3 hours. The cooled contents
 10 are poured onto crushed ice and neutralized with dilute hydrochloric acid (200 ml). The resulting corresponding benzylthioacetic acid (0.1 mol) is subjected to oxidation with 30% hydrogen peroxide (0.12 mol) in glacial acetic acid (125 ml) by refluxing for 1 hour. The contents are cooled and poured onto crushed ice. The separated solid is recrystallized from hot
 15 water to give the corresponding pure benzylsulfonylthioacetic acid.

Part B. A mixture of the benzylsulfonylthioacetic acid (10 mmol), an appropriately substituted aromatic aldehyde (10 mmol), and benzylamine (200 ml) in glacial acetic acid (12 ml) is refluxed for 2-3 hours. The

- 13 -

contents are cooled and treated with cold ether (50 ml). Any product precipitated out is separated by filtration. The filtrate is diluted with more ether and washed successively with a saturated solution of sodium bicarbonate (20 ml), sodium bisulfite (20 ml), dilute hydrochloric acid (20 ml) and finally with water (35 ml). Evaporation of the dried ethereal layer yields styryl benzylsulfones as a solid material.

According to an alternative to Part A, the appropriate benzylsulfonylacetic acids may be generated by substituting a thioglycollate HSCH_2COOR for thioglycollic acid, where R is an alkyl group, typically C1-C6 alkyl. This leads to the formation of the alkylbenzylthioacetate intermediate (F),



which is then converted to the corresponding benzyl thioacetic acid B by alkaline or acid hydrolysis.

The styryl benzylsulfone compounds of the present invention may be derivatized with a chemical group to permit conjugation to a carrier molecule, for the purpose of raising antibodies to the styryl sulfones. Suitable derivatizing chemistries are well known to those skilled in the art. Preferably, the derivative comprises a carboxylic acid derivative. The carrier may comprise any molecule sufficiently large to be capable of generating an immune response in an appropriate host animal. One such preferred carrier is keyhole limpet haemocyanin (KLH).

The compounds of the present invention may take the form or pharmaceutically acceptable salts. The term "pharmaceutically acceptable salts", embraces salts commonly used to form alkali metal salts and to form addition salts of free acids or free bases. The nature of the salt is not critical, provided that it is pharmaceutically acceptable.

- 14 -

Suitable pharmaceutically acceptable acid addition salts may be prepared from an inorganic acid or from an organic acid. Examples of such inorganic acids are hydrochloric, hydrobromic, hydroiodic, nitric, carbonic, sulfuric and phosphoric acid. Appropriate organic acids may be selected
5 from aliphatic, cycloaliphatic, aromatic, araliphatic, heterocyclic, carboxylic and sulfonic classes of organic acids, example of which are formic, acetic, propionic, succinic, glycolic, gluconic, lactic, malic, tartaric, citric, ascorbic, glucuronic, maleic, fumaric, pyruvic, aspartic, glutamic, benzoic, anthranilic, mesylic, salicylic, salicylic, 4-hydroxybenzoic,
10 phenylacetic, mandelic, embonic (pamoic), methanesulfonic, ethanesulfonic, benzenesulfonic, pantothenic, 2-hydroxyethanesulfonic, toluenesulfonic, sulfanilic, cyclohexylaminosulfonic, stearic, algenic, beta-hydroxybutyric, salicylic, galactaric and galacturonic acid. Suitable pharmaceutically acceptable base addition salts of compounds of formula
15 I or II include metallic salts made from calcium, lithium, magnesium, potassium, sodium and zinc or organic salts made from N,N'-dibenzylethylenediamine, chlorprocaine, choline, diethanolamine, ethylenediamine, meglumine (N-methylglucamine) and procaine. All of these salts may be prepared by conventional means from the
20 corresponding compound of formula I or II by reacting, for example, the appropriate acid or base with the compound of formula I or II.

The compounds of the invention may be administered in the form of a pharmaceutical composition, in combination with a pharmaceutically acceptable carrier. The active ingredient in such formulations may
25 comprise from 0.1 to 99.99 weight percent. By "pharmaceutically acceptable carrier" is meant any carrier, diluent or excipient which is compatible with the other ingredients of the formulation and to deleterious to the recipient.

The compounds of the invention may be administered to
30 individuals (mammals, including animals and humans) afflicted with cancer.

- 15 -

The compounds are also useful in the treatment of non-cancer proliferative disorders, that is, proliferative disorders which are characterized by benign indications. Such disorders may also be known as "cytoproliferative" or "hyperproliferative" in that cells are made by the
5 body at an atypically elevated rate, but do not escape normal position controls (*i.e.*, have no metastatic potential). Such disorders include, but are not limited to, the following: hemangiomas in newborn; secondary progressive multiple sclerosis; chronic progressive myelodegenerative disease; neurofibromatosis; ganglioneuromatosis; keloid formation;
10 Paget's Disease of the bone; fibrocystic disease (*e.g.*, of the breast or uterus); sarcoidosis; Peronies and Duputren's fibrosis, cirrhosis, atherosclerosis and vascular restenosis.

The compounds may be administered by any route, including oral and parenteral administration. Parenteral administration includes, for
15 example, intravenous, intramuscular, intraarterial, intraperitoneal, intranasal, rectal, intravaginal, intravesical (*e.g.*, to the bladder), intradermal, topical or subcutaneous administration. Also contemplated within the scope of the invention is the instillation of drug in the body of the patient in a controlled formulation, with systemic or local release of
20 the drug to occur at a later time. For example, the drug may be localized in a depot for controlled release to the circulation, or for release to a local site of tumor growth.

The active agent is preferably administered with a pharmaceutically acceptable carrier selected on the basis of the selected
25 route of administration and standard pharmaceutical practice. The active agent may be formulated into dosage forms according to standard practices in the field of pharmaceutical preparations. See Alphonso Gennaro, ed., *Remington's Pharmaceutical Sciences*, 18th Ed., (1990) Mack Publishing Co., Easton, PA. Suitable dosage forms may comprise,
30 for example, tablets, capsules, solutions, parenteral solutions, troches, suppositories, or suspensions.

- 16 -

For parenteral administration, the active agent may be mixed with a suitable carrier or diluent such as water, an oil (particularly a vegetable oil), ethanol, saline solution, aqueous dextrose (glucose) and related sugar solutions, glycerol, or a glycol such as propylene glycol or polyethylene glycol. Solutions for parenteral administration preferably contain a water soluble salt of the active agent. Stabilizing agents, 5 antioxidantizing agents and preservatives may also be added. Suitable antioxidantizing agents include sulfite, ascorbic acid, citric acid and its salts, and sodium EDTA. Suitable preservatives include benzalkonium 10 chloride, methyl- or propyl-paraben, and chlorbutanol. The composition for parenteral administration may take the form of an aqueous or nonaqueous solution, dispersion, suspension or emulsion.

For oral administration, the active agent may be combined with one or more solid inactive ingredients for the preparation of tablets, capsules, pills, powders, granules or other suitable oral dosage forms. 15 For example, the active agent may be combined with at least one excipient such as fillers, binders, humectants, disintegrating agents, solution retarders, absorption accelerators, wetting agents absorbents or lubricating agents. According to one tablet embodiment, the active agent 20 may be combined with carboxymethylcellulose calcium, magnesium stearate, mannitol and starch, and then formed into tablets by conventional tableting methods.

The specific dose of compound according to the invention to obtain therapeutic benefit will, of course, be determined by the particular 25 circumstances of the individual patient including, the size, weight, age and sex of the patient, the nature and stage of the disease, the aggressiveness of the disease, and the route of administration. For example, a daily dosage of from about 0.05 to about 50 mg/kg/day may be utilized. Higher or lower doses are also contemplated.

30 The practice of the invention is illustrated by the following non-limiting examples. In each of the following examples, the substituted

- 17 -

benzylsulfonyl acetic acid was made according to Part A of General Procedure 1: Synthesis (E)-Styryl Benzylsulfones, above. The styryl benzylsulfone compounds were recrystallized from 2-propanol and the purity was checked by thin layer chromatography.

5

Example 1**(E)-3-Hydroxy-4-nitrostyryl-4-chlorobenzylsulfone**

A solution of 4-chlorobenzylsulfonylacetic acid (10 mmol) and 3-hydroxy-4-nitrobenzaldehyde (10 mmol) was subjected to General Procedure 1, Part B. The title compound, melting point 216-219°C, was obtained in 58% yield.

10

Example 2**(E)-2-Amino-5-chlorostyryl-4-chlorobenzylsulfone**

A solution of 4-chlorobenzylsulfonylacetic acid (10 mmol) and 2-amino-5-chlorobenzaldehyde (10 mmol) was subjected to General Procedure 1, Part B. The title compound, melting point 174-176°C, was obtained in 58% yield.

15

Example 3**(E)-3-Methyl-4-fluorostyryl-4-chlorobenzylsulfone**

A solution of 4-chlorobenzylsulfonylacetic acid (10 mmol) and 3-methyl-4-fluorobenzaldehyde (10 mmol) was subjected to General Procedure 1, Part B. The title compound, melting point 169-171°C, was obtained in 63% yield.

20

Example 4**(E)-2,6-Dimethoxystyryl-4-chlorobenzylsulfone**

A solution of 4-chlorobenzylsulfonylacetic acid (10 mmol) and 2,6-dimethoxybenzaldehyde (10 mmol) was subjected to General Procedure 1, Part B. The title compound, melting point 157-159°C, was obtained in 60% yield.

25

30

Example 5**(E)-2-Amino-5-chlorostyryl-4-bromobenzylsulfone**

A solution of 4-bromobenzylsulfonylacetic acid (10 mmol) and 2-amino-5-chlorobenzaldehyde (10 mmol) was subjected to General Procedure 1, Part B. The title compound, melting point 162-163°C, was obtained in 52% yield.

Example 6**(E)-2,6-Dimethoxystyryl-4-bromobenzylsulfone**

A solution of 4-bromobenzylsulfonylacetic acid (10 mmol) and 2,6-dimethoxybenzaldehyde (10 mmol) was subjected to General Procedure 1, Part B. The title compound, melting point 165-168°C, was obtained in 64% yield.

Example 7**(E)-3-Hydroxy-4-fluorostyryl-4-bromobenzylsulfone**

A solution of 4-bromobenzylsulfonylacetic acid (10 mmol) and 3-hydroxy-4-fluorobenzaldehyde (10 mmol) was subjected to General Procedure 1, Part B. The title compound, melting point 148-150°C, was obtained in 50% yield.

Example 8**(E)-3-Methoxy-4-fluorostyryl-4-bromobenzylsulfone**

A solution of 4-bromobenzylsulfonylacetic acid (10 mmol) and 3-methoxy-4-fluorobenzaldehyde (10 mmol) was subjected to General Procedure 1, Part B. The title compound, melting point 153-155°C, was obtained in 51% yield.

Example 9**(E)-2-Amino-5-chlorostyryl-4-fluorobenzylsulfone**

A solution of 4-fluorobenzylsulfonylacetic acid (10 mmol) and 2-amino-5-chlorobenzaldehyde (10 mmol) was subjected to General Procedure 1, Part B. The title compound, melting point 157-158°C, was obtained in 51% yield.

- 19 -

Example 10**(E)-2-Hydroxy-3-ethoxystyryl-4-methoxybenzylsulfone**

A solution of 4-methoxybenzylsulfonylacetic acid (10 mmol) and 2-hydroxy-3-ethoxybenzaldehyde (10 mmol) was subjected to General Procedure 1, Part B. The title compound, melting point 207-209°C, was obtained in 56% yield.

Example 11**(E)-3-Ethoxy-4-hydroxystyryl-4-methoxybenzylsulfone**

A solution of 4-methoxybenzylsulfonylacetic acid (10 mmol) and 3-ethoxy-4-hydroxybenzaldehyde (10 mmol) was subjected to General Procedure 1, Part B. The title compound, melting point 160-161°C, was obtained in 54% yield.

Example 12**(E)-3-Methoxy-4-ethoxystyryl-4-methoxybenzylsulfone**

A solution of 4-methoxybenzylsulfonylacetic acid (10 mmol) and 3-methoxy-4-ethoxybenzaldehyde (10 mmol) was subjected to General Procedure 1, Part B. The title compound, melting point 128-130°C, was obtained in 57% yield.

Example 13**(E)-2,6-Dimethoxystyryl-4-methoxybenzylsulfone**

A solution of 4-methoxybenzylsulfonylacetic acid (10 mmol) and 2,6-dimethoxybenzaldehyde (10 mmol) was subjected to General Procedure 1, Part B. The title compound, melting point 136-138°C, was obtained in 51% yield.

Example 14**(E)-2,4-Dimethoxystyryl-4-methoxybenzylsulfone**

A solution of 4-methoxybenzylsulfonylacetic acid (10 mmol) and 2,4-dimethoxybenzaldehyde (10 mmol) was subjected to General Procedure 1, Part B. The title compound, melting point 161-162°C, was obtained in 59% yield.

- 20 -

Example 15**(E)-3,5-Dimethoxystyryl-4-methoxybenzylsulfone**

A solution of 4-methoxybenzylsulfonylacetic acid (10 mmol) and 3,5-dimethoxybenzaldehyde (10 mmol) was subjected to General Procedure 1, Part B. The title compound, melting point 119-121°C, was obtained in 62% yield.

Example 16**(E)-2,5-Dimethoxystyryl-4-methoxybenzylsulfone**

A solution of 4-methoxybenzylsulfonylacetic acid (10 mmol) and 2,5-dimethoxybenzaldehyde (10 mmol) was subjected to General Procedure 1, Part B. The title compound, melting point 105-107°C, was obtained in 54% yield.

Example 17**(E)-2,3-Dimethoxystyryl-4-methoxybenzylsulfone**

A solution of 4-methoxybenzylsulfonylacetic acid (10 mmol) and 2,3-dimethoxybenzaldehyde (10 mmol) was subjected to General Procedure 1, Part B. The title compound, melting point 114-116°C, was obtained in 56% yield.

Example 18**(E)-3,4-Dimethoxystyryl-4-methoxybenzylsulfone**

A solution of 4-methoxybenzylsulfonylacetic acid (10 mmol) and 3,4-dimethoxybenzaldehyde (10 mmol) was subjected to General Procedure 1, Part B. The title compound, melting point 160-161°C, was obtained in 54% yield.

Example 19**(E)-2-Nitro-3-methoxystyryl-4-methoxybenzylsulfone**

A solution of 4-methoxybenzylsulfonylacetic acid (10 mmol) and 2-nitro-3-methoxybenzaldehyde (10 mmol) was subjected to General Procedure 1, Part B. The title compound, melting point 145-147°C, was obtained in 52% yield.

- 21 -

Example 20**(E)-2,4-Dimethystyryl-4-methoxybenzylsulfone**

A solution of 4-methoxybenzylsulfonylacetic acid (10 mmol) and 2,4-dimethylbenzaldehyde (10 mmol) was subjected to General Procedure 1, Part B. The title compound, melting point 126-128°C, was obtained in 55% yield.

Example 21**(E)-2,6-Dimethystyryl-4-methoxybenzylsulfone**

A solution of 4-methoxybenzylsulfonylacetic acid (10 mmol) and 2,6-dimethylbenzaldehyde (10 mmol) was subjected to General Procedure 1, Part B. The title compound, melting point 99-101°C, was obtained in 53% yield.

Example 22**(E)-2,3-Dimethystyryl-4-methoxybenzylsulfone**

A solution of 4-methoxybenzylsulfonylacetic acid (10 mmol) and 2,3-dimethylbenzaldehyde (10 mmol) was subjected to General Procedure 1, Part B. The title compound, melting point 105-107°C, was obtained in 57% yield.

Example 23**(E)-3,5-Dimethystyryl-4-methoxybenzylsulfone**

A solution of 4-methoxybenzylsulfonylacetic acid (10 mmol) and 3,5-dimethylbenzaldehyde (10 mmol) was subjected to General Procedure 1, Part B. The title compound, melting point 127-130°C, was obtained in 58% yield.

Example 24**(E)-2,4-Diethoxystyryl-4-methoxybenzylsulfone**

A solution of 4-methoxybenzylsulfonylacetic acid (10 mmol) and 2,4-diethoxybenzaldehyde (10 mmol) was subjected to General Procedure 1, Part B. The title compound, melting point 89-93°C, was obtained in 56% yield.

- 22 -

Example 25**(E)-2,5-Diethoxystyryl-4-methoxybenzylsulfone**

A solution of 4-methoxybenzylsulfonylacetic acid (10 mmol) and 2,5-diethoxybenzaldehyde (10 mmol) was subjected to General Procedure 1, Part B. The title compound, melting point 89-92°C, was obtained in 53% yield.

Example 26**(E)-3-Methoxy-4-fluorostyryl-4-methoxybenzylsulfone**

A solution of 4-methoxybenzylsulfonylacetic acid (10 mmol) and 3-methoxy-4-fluorobenzaldehyde (10 mmol) was subjected to General Procedure 1, Part B. The title compound, melting point 105-107°C, was obtained in 55% yield.

Example 27**(E)-2-Amino-5-chlorostyryl-4-methoxybenzylsulfone**

A solution of 4-methoxybenzylsulfonylacetic acid (10 mmol) and 2-amino-5-chlorobenzaldehyde (10 mmol) was subjected to General Procedure 1, Part B. The title compound, melting point 162-165°C was obtained in 52% yield.

Example 28**(E)-2-Amino-5-chlorostyryl-4-nitrobenzylsulfone**

A solution of 4-nitrobenzylsulfonylacetic acid (10 mmol) and 2-amino-5-chlorobenzaldehyde (10 mmol) was subjected to General Procedure 1, Part B. The title compound, melting point 191-193°C, was obtained in 52% yield.

Example 29**(E)-2,6-Dimethoxystyryl-4-nitrobenzylsulfone**

A solution of 4-nitrobenzylsulfonylacetic acid (10 mmol) and 2,6-dimethoxybenzaldehyde (10 mmol) was subjected to General Procedure 1, Part B. The title compound, melting point 164-167°C, was obtained in 68% yield.

- 23 -

Example 30**(E)-4-Iodostyryl-2-methoxy-5-nitrobenzylsulfone**

A solution of 2-methoxy-5-nitrobenzylsulfonylacetic acid (10 mmol) and 4-iodobenzaldehyde (10 mmol) was subjected to General Procedure 1, Part B. The title compound, melting point 218-221°C, was obtained in 61% yield.

Example 31**(E)-4-Bromostyryl-2-methoxy-5-nitrobenzylsulfone**

A solution of 2-methoxy-5-nitrobenzylsulfonylacetic acid (10 mmol) and 4-bromobenzaldehyde (10 mmol) was subjected to General Procedure 1, Part B. The title compound, melting point 166-168°C, was obtained in 57% yield.

Example 32**(E)-4-Chlorostyryl-2-methoxy-5-nitrobenzylsulfone**

A solution of 2-methoxy-5-nitrobenzylsulfonylacetic acid (10 mmol) and 4-chlorobenzaldehyde (10 mmol) was subjected to General Procedure 1, Part B. The title compound, melting point 157-159°C, was obtained in 59% yield.

Example 33**(E)-4-Fluorostyryl-2-methoxy-5-nitrobenzylsulfone**

A solution of 2-methoxy-5-nitrobenzylsulfonylacetic acid (10 mmol) and 4-fluorobenzaldehyde (10 mmol) was subjected to General Procedure 1, Part B. The title compound, melting point 187-189°C, was obtained in 53% yield.

Example 34**(E)-4-Nitrostyryl-2-methoxy-5-nitrobenzylsulfone**

A solution of 2-methoxy-5-nitrobenzylsulfonylacetic acid (10 mmol) and 4-nitrobenzaldehyde (10 mmol) was subjected to General Procedure 1, Part B. The title compound, melting point 196-198°C, was obtained in 53% yield.

- 24 -

Example 35**(E)-2-Methoxystyryl-2,6-dimethoxybenzylsulfone**

A solution of 2,6-dimethoxybenzylsulfonylacetic acid (10 mmol) and 2-methoxybenzaldehyde (10 mmol) is subjected to General Procedure 1, Part B. The title compound is obtained.

Example 36**(E)-4-Fluorostyryl-2,6-dimethoxybenzylsulfone**

A solution of 2,6-dimethoxybenzylsulfonylacetic acid (10 mmol) and 4-fluorobenzaldehyde (10 mmol) is subjected to General Procedure 1, Part B. The title compound is obtained.

Example 37**(E)-2-Nitrostyryl-2,4-dichlorobenzylsulfone**

A solution of 2,4-dichlorobenzylsulfonylacetic acid (10 mmol) and 2-nitrobenzaldehyde (10 mmol) was subjected to the General Procedure 1, Part B. The title compound, melting point 153-155°C, was obtained in 58% yield.

Example 38**(E)-3-Nitrostyryl-2,4-dichlorobenzylsulfone**

A solution of 2,4-dichlorobenzylsulfonylacetic acid (10 mmol) and 3-nitrobenzaldehyde (10 mmol) was subjected to the General Procedure 1, Part B. The title compound, melting point 161-163°C, was obtained in 54% yield.

Example 39**(E)-2,6-Dimethoxystyryl-2-methoxybenzylsulfone**

A solution of 2-methoxybenzylsulfonylacetic acid (10 mmol) and 2,6-dimethoxybenzaldehyde (10 mmol) was subjected to the General Procedure 1, Part B. The title compound, melting point 163-165°C, was obtained in 52% yield.

- 25 -

Example 40**Effect of (E)-2,6-Dimethoxystyryl-4-methoxybenzylsulfone on
Tumor Cell Lines****A. Cells.**

5 The effect of the Example 13 compound on the growth of normal fibroblasts and on tumor cells of prostate, colon, lung, brain, pancreas and breast origin was examined utilizing the following cell lines: prostate carcinoma cell line DU-145; colorectal carcinoma cell line DLD-1; non-small cell lung carcinoma cell line H157; pancreatic carcinoma cell line
10 MIA-Pa-Ca-2; glioblastoma cell line U87; and breast adenocarcinoma cell line BT-20. BT-20 is an estrogen-unresponsive cell line. NIH/3T3 and HFL are normal murine and human fibroblasts, respectively. BT-20, DLD-1 and H157 were grown in Dulbecco's modified Eagle's medium (DMEM) containing 10% fetal bovine serum supplemented with penicillin
15 and streptomycin. DU145 was cultured in RPMI with 10% fetal bovine serum containing penicillin and streptomycin. NIH3T3 and HFL cells were grown in DMEM containing 10% calf serum supplemented with penicillin and streptomycin. Cells were plated at density levels of 1.0×10^5 cells per well in six-well plates. Cell cultures were maintained at 37°C
20 in a humidified atmosphere of 5% CO₂.

B. Treatment with Styryl Benzylsulfone and Viability Assay

Cells were treated with the Example 13 compound at concentrations of 100, 250, 500 and 1000 nM. Cell viability was
25 determined after 96 hours by the Trypan blue exclusion method. Values were plotted as the percent of drug-treated cells remaining viable compared to DMSO-treated cells. The results are set forth in Fig. 1. The drug GI50 (the concentration resulting in 50% growth inhibition) was calculated as 200nM for the MIA-Pa-Ca-2 cell line.

30 Normal cells HFL and NIH 3T3 treated with the same compound displayed 5% growth inhibition but no appreciable cell death.

Example 41**Effect of (E)-2-Nitrostyryl-2,4-dichlorobenzylsulfone on
Tumor Cell Lines**

5 The procedure of Example 40 was followed for the compound of
Example 37, on cell lines DLD-1, H157 and BT20, at 5, 10 and 20 μ M
concentrations. The results are shown in Fig 2. The drug GI50 was
calculated for each cell line as follows: DLD, 8 μ M; H157, 15 μ M; and
BT20, 15 μ M.

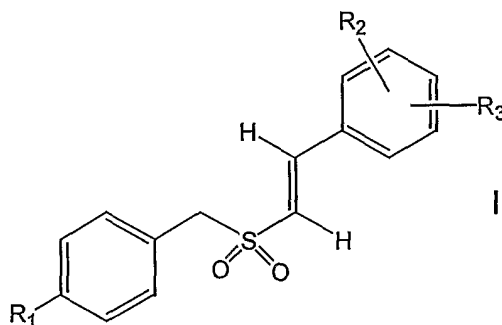
10

All references cited herein are incorporated by reference. The
present invention may be embodied in other specific forms without
departing from the spirit or essential attributes thereof and, accordingly,
reference should be made to the appended claims, rather than to the
15 foregoing specification, as indication the scope of the invention.

- 27 -

CLAIMS

1. A compound of the formula:



5

wherein:

R_1 is selected from the group consisting of halogen, C1-C6 alkoxy, nitro, phosphonato, amino, sulfamyl, carboxy, acetoxy, and dimethylamino(C2-C6 alkoxy); and

10 R_2 and R_3 are independently selected from the group consisting of halogen, C1-C6 alkoxy, C1-C6 alkyl, nitro, cyano, hydroxy, phosphonato, amino, sulfamyl, carboxy, acetoxy, and dimethylamino(C2-C6 alkoxy);

provided:

R_1 may not be halogen when R_2 and R_3 are both halogen;

15 R_2 may not be 2-halogen when R_3 is 4-halogen;

or a pharmaceutically acceptable salt thereof.

2. A compound according to claim 1 wherein R_1 is selected from the group consisting of halogen, C1-C6 alkoxy, nitro, phosphonato, amino, sulfamyl, acetoxy, and dimethylamino(C2-C6 alkoxy); and R_2 and R_3 are independently selected from the group consisting of halogen, C1-C6 alkoxy, C1-C6 alkyl, nitro, cyano, hydroxy, phosphonato, amino, sulfamyl, acetoxy, and dimethylamino(C2-C6 alkoxy).

25 3. A compound according to claim 2 wherein R_1 is selected from the group consisting of halogen and C1-C6 alkoxy, and R_2 and R_3

- 28 -

are independently selected from the group consisting of hydroxy, nitro and C1-C6 alkoxy, or a pharmaceutically acceptable salt thereof.

4. The compound according to claim 3 which is (E)-3-hydroxy-
5 4-nitrostyryl-4-chlorobenzylsulfone, or a pharmaceutically acceptable salt thereof.

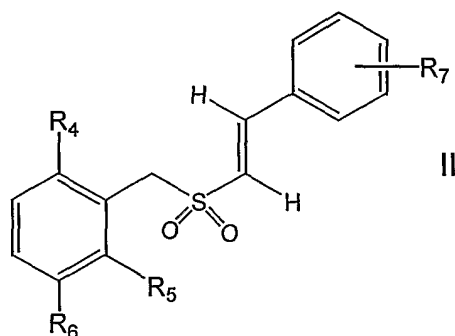
5. A compound according to claim 3 wherein R₁, R₂ and R₃ are
C1-C6 alkoxy, same or different.

10

6. The compound according to claim 5 which is (E)-3-methoxy-
4-ethoxystyryl-4-methoxybenzylsulfone.

7. The compound according to claim 5 which is (E)-2,6-
15 dimethoxystyryl-4-methoxybenzylsulfone.

8. A compound of the formula:



20 wherein:

R₄ is selected from the group consisting of C1-C6 alkoxy, phosphonato, amino, sulfamyl, carboxy, acetoxy and dimethylamino(C2-C6 alkoxy);

- 29 -

R₅ is selected from the group consisting of hydrogen, C1-C6 alkoxy, phosphonato, amino, sulfamyl, carboxy, acetoxy and dimethylamino(C2-C6 alkoxy);

R₆ is selected from the group consisting of nitro, hydrogen, phosphonato, amino, sulfamyl, carboxy, acetoxy and dimethylamino(C2-C6 alkoxy); and

R₇ is selected from the group consisting of halogen, C1-C6 alkoxy, C1-C6 alkyl, nitro, cyano, hydroxy, phosphonato, amino, sulfamyl, carboxy, acetoxy, dimethylamino(C2-C6 alkoxy) and trifluoromethyl;

provided R₅ and R₆ may not be hydrogen in the same compound; or a pharmaceutically acceptable salt thereof.

9. A compound according to claim 8 wherein:

R₄ is selected from the group consisting of C1-C6 alkoxy, phosphonato, amino, sulfamyl, acetoxy and dimethylamino(C2-C6 alkoxy);

R₅ is selected from the group consisting of hydrogen, C1-C6 alkoxy, phosphonato, amino, sulfamyl, acetoxy and dimethylamino(C2-C6 alkoxy);

R₆ is selected from the group consisting of nitro, hydrogen, phosphonato, amino, sulfamyl, acetoxy and dimethylamino(C2-C6 alkoxy); and

R₇ is selected from the group consisting of halogen, C1-C6 alkoxy, C1-C6 alkyl, nitro, cyano, hydroxy, phosphonato, amino, sulfamyl, acetoxy, dimethylamino(C2-C6 alkoxy) and trifluoromethyl

10. A compound according to claim 9 wherein R₇ is selected from the group consisting of halogen, nitro and C1-C6 alkoxy.

11. A compound according to claim 10 wherein R₅ is hydrogen, R₆ is nitro and R₇ is 4-halogen or 4-nitro.

- 30 -

12. The compound according to claim 11 which is 4-nitrostyryl-2-methoxy-5-nitrobenzylsulfone.

5 13. A pharmaceutical composition comprising a pharmaceutically acceptable carrier and a compound according to claim 1 or 8, or a pharmaceutically acceptable salt of such a compound.

10 14. A method of treating an individual for a proliferative disorder comprising administering to said individual an effective amount of a compound according to claim 1 or 8, or a pharmaceutically acceptable salt of such a compound.

15 15. A method according to claim 14 wherein the proliferative disorder is selected from the group consisting of hemangiomas in newborn; secondary progressive multiple sclerosis; chronic progressive myelodegenerative disease; neurofibromatosis; ganglioneuromatosis; keloid formation; Paget's Disease of the bone; fibrocystic disease, sarcoidosis; Peronies and Duputren's fibrosis, cirrhosis, atherosclerosis
20 and vascular restenosis.

 16. A method according to claim 14 wherein the proliferative disorder is cancer.

25 17. A method of according to claim 16 wherein the cancer is selected from the group of cancers of the ovaries, testis, cervix, uterus, vagina, breast, prostate, lung, kidney, rectum, colon, stomach adrenal gland, mouth esophagus, brain, liver, gall bladder, skin, bone, lymphatic system and eye, or the cancer is a hematological neoplasia.

30

- 31 -

18. A method of inducing apoptosis of tumor cells in an individual afflicted with cancer comprising administering to said individual an effective amount of a compound according to claim 1 or 8, or a pharmaceutically acceptable salt of such a compound.

5

19. A method according to claim 18 wherein the tumor cells are selected from the group of tumors consisting of tumors of the ovaries, testis, cervix, uterus, vagina, breast, prostate, lung, kidney, rectum, colon, stomach adrenal gland, mouth esophagus, brain, liver, gall bladder, skin,
10 bone, lymphatic system and eye.

20. A compound selected from the group consisting of (E)-2-nitrostyryl-2,4-dichlorobenzylsulfone, (E)-3-nitrostyryl-2,4-dichlorobenzylsulfone, (E)-2,6-dimethoxystyryl-2-methoxybenzylsulfone,
15 and pharmaceutically acceptable salts thereof.

21. A pharmaceutical composition comprising a pharmaceutically acceptable carrier and a compound according to claim 20, or a pharmaceutically acceptable salt of such a compound.

20

22. A method of treating an individual for a proliferative disorder comprising administering to said individual an effective amount of a compound according to claim 20, or a pharmaceutically acceptable salt of such a compound.

25

23. A method according to claim 22 wherein the proliferative disorder is cancer.

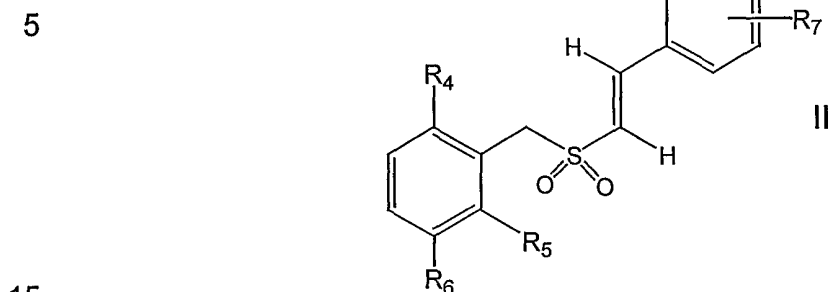
24. A method of inducing apoptosis of tumor cells in an
30 individual afflicted with cancer comprising administering to said individual

- 32 -

an effective amount of a compound according to claim 20, or a pharmaceutically acceptable salt of such a compound.

- 34 -

or formula II:



wherein:

R₄ is selected from the group consisting of C1-C6 alkoxy, phosphonato, amino, sulfamyl, carboxy, acetoxy and dimethylamino(C2-C6 alkoxy);

20 R₅ is selected from the group consisting of hydrogen, C1-C6 alkoxy, phosphonato, amino, sulfamyl, carboxy, acetoxy and dimethylamino(C2-C6 alkoxy);

25 R₆ is selected from the group consisting of nitro, hydrogen, phosphonato, amino, sulfamyl, carboxy, acetoxy and dimethylamino(C2-C6 alkoxy); and

R₇ is selected from the group consisting of halogen, C1-C6 alkoxy, C1-C6 alkyl, nitro, cyano, hydroxy, phosphonato, amino, sulfamyl, carboxy, acetoxy, dimethylamino(C2-C6 alkoxy) and trifluoromethyl;

30 provided R₅ and R₆ may not be hydrogen in the same compound;

or a pharmaceutically acceptable salt thereof.

1/1

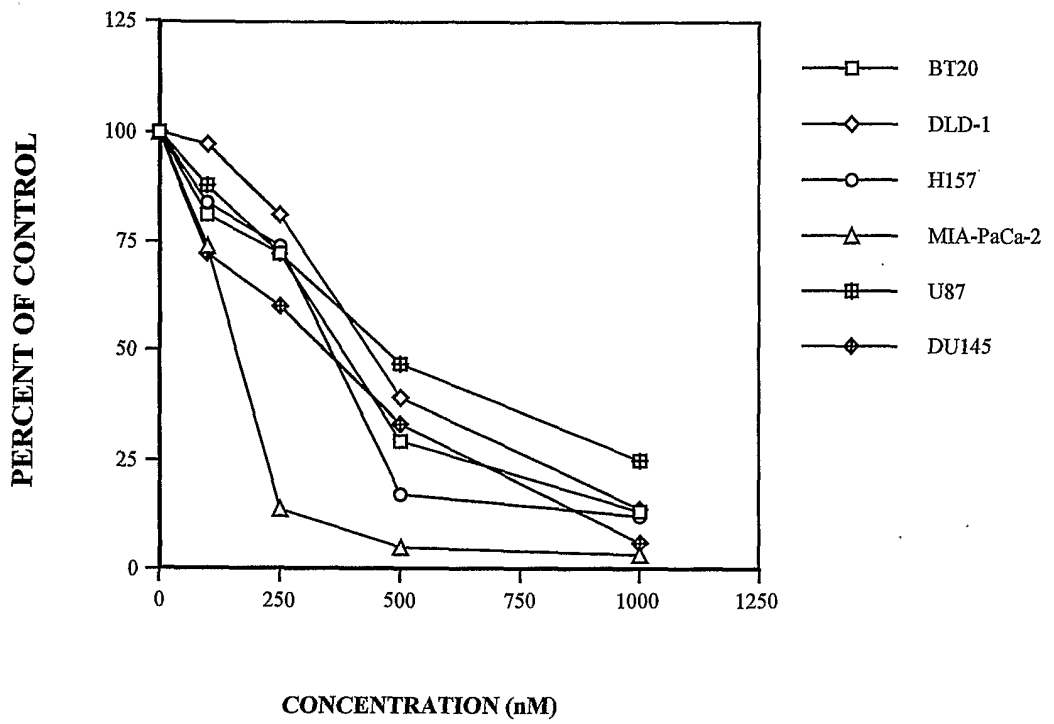


FIG. 1

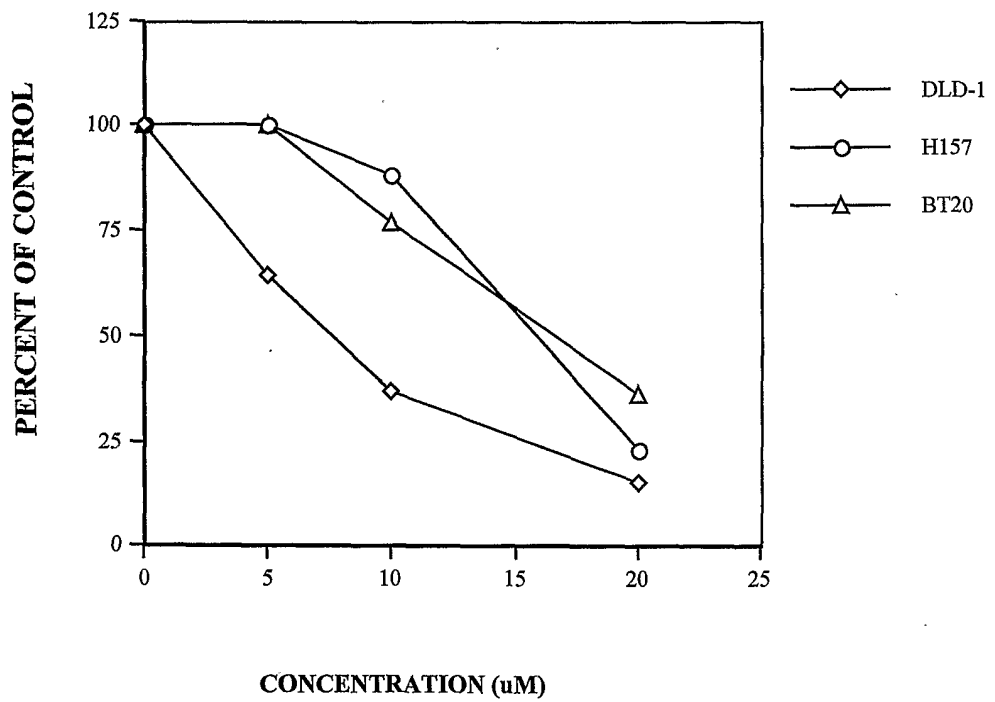


FIG. 2

INTERNATIONAL SEARCH REPORT

International application No.

PCT/US01/31337

A. CLASSIFICATION OF SUBJECT MATTER		
IPC(7) :C07C 317/00, 317/02; A61K 31/10 US CL :568/28, 30, 31, 32, 33; 514/707, 710 According to International Patent Classification (IPC) or to both national classification and IPC		
B. FIELDS SEARCHED		
Minimum documentation searched (classification system followed by classification symbols) U.S. : 568/28, 30, 31, 32, 33; 514/707, 710		
Documentation searched other than minimum documentation to the extent that such documents are included in the fields searched		
Electronic data base consulted during the international search (name of data base and, where practicable, search terms used) Please See Extra Sheet.		
C. DOCUMENTS CONSIDERED TO BE RELEVANT		
Category*	Citation of document, with indication, where appropriate, of the relevant passages	Relevant to claim No.
X	Database caplus on STN, Chem Abstracts, (Columbus OH, USA) No. 115:114078, REDDY, M.V. et al, 'Synthesis of some novel .alpha.,.beta.-ethylenic sulfones', Phosphorus, Sulfur Silicon Relat, Elem. 60 (3-4), pages 209-214, 1991.	8-10
A	US 6,201,154 B1(REDDY et al) 13 March 2001(13.03.01), see entire document.	1-24
A	Database caplus on STN, Chem abstracts, (Columbus OH, USA) No.100:51173, REDDY D. et al, 'Synthesis and spectral studies of some unsaturated sulfones', Phosphorus Sulfur, 16(3) pages 293-8, 1983.	1-12
A	Database caplus on STN, Chem abstracts, (Columbus OH, USA) No.94:120917, 'Cyclopropanation of some .alpha.,.beta.-unsaturated sulfones', REDDY D. et al, Indian J. Chem, Sect B, 19B (7), pages 563-6, 1980.	1-12
<input type="checkbox"/> Further documents are listed in the continuation of Box C.		<input type="checkbox"/> See patent family annex.
"A"	Special categories of cited documents: document defining the general state of the art which is not considered to be of particular relevance	"T" later document published after the international filing date or priority date and not in conflict with the application but cited to understand the principle or theory underlying the invention
"E"	earlier document published on or after the international filing date	"X" document of particular relevance; the claimed invention cannot be considered novel or cannot be considered to involve an inventive step when the document is taken alone
"L"	document which may throw doubts on priority claim(s) or which is cited to establish the publication date of another citation or other special reason (as specified)	"Y" document of particular relevance; the claimed invention cannot be considered to involve an inventive step when the document is combined with one or more other such documents, such combination being obvious to a person skilled in the art
"O"	document referring to an oral disclosure, use, exhibition or other means	"G" document member of the same patent family
"P"	document published prior to the international filing date but later than the priority date claimed	
Date of the actual completion of the international search 05 DECEMBER 2001	Date of mailing of the international search report 13 FEB 2002	
Name and mailing address of the ISA/US Commissioner of Patents and Trademarks Box PCT Washington, D.C. 20231 Facsimile No. (703) 305-3230	Authorized officer <i>Felicia D. Roberto for</i> Jean F. Vollano Telephone No. (703) 305-0196	

INTERNATIONAL SEARCH REPORT

International application No.

PCT/US01/31337

B. FIELDS SEARCHED

Electronic data bases consulted (Name of data base and where practicable terms used):

CAS ON LINE, EAST, BEILSTEIN

search terms: structure drawing searched, styrl benzyl, sulfones, E, proliferative disorder, cancer, pharmaceutical