



(12) **United States Design Patent**
Mochen et al.

(10) **Patent No.:** **US D735,455 S**
(45) **Date of Patent:** **** Aug. 4, 2015**

(54) **GOLF SHOE**

- (71) Applicant: **Acushnet Company**, Fairhaven, MA (US)
- (72) Inventors: **Richard A. Mochen**, Milton, MA (US);
Jonathan G. Bacon, East Taunton, MA (US)
- (73) Assignee: **Acushnet Company**, Fairhaven, MA (US)
- (**) Term: **14 Years**
- (21) Appl. No.: **29/456,318**
- (22) Filed: **May 30, 2013**

- (51) **LOC (10) Cl.** **02-04**
- (52) **U.S. Cl.**
USPC **D2/969; D2/945**
- (58) **Field of Classification Search**
USPC D2/896, 902, 905, 906, 907, 908, 909,
D2/910, 911, 912, 943, 944, 945, 969, 972,
D2/973, 977, 978; 36/83, 113, 114, 115,
36/116, 126-131, 3 R, 3 A, 45, 46.5, 47,
36/48, 49, 50.1, 50.5, 51, 52, 53, 54, 55,
36/56, 57, 58
CPC A43B 5/00; A43B 5/001; A43B 5/003;
A43B 5/007; A43B 5/008; A43B 5/02;
A43B 5/025; A43B 5/06; A43B 5/08; A43B
5/10; A43B 5/12; A43B 5/14; A43B 5/145;
A43B 5/18; A43B 5/185; A43B 23/00;
A43B 23/021; A43B 23/0215; A43B 23/04;
A43B 23/042; A43B 23/045; A43B 23/047;
A43B 23/26; A43B 1/08; A43B 1/14; A43B
1/00

See application file for complete search history.

(56) **References Cited**

U.S. PATENT DOCUMENTS

| | | | | | | |
|-----------|----|---|---------|-----------------|-------|--------|
| D144,140 | S | * | 3/1946 | Sandler | | D2/945 |
| 2,847,769 | A | * | 8/1958 | Schlesinger | | 36/127 |
| 4,130,950 | A | * | 12/1978 | Bazzle et al. | | 36/127 |
| 4,524,531 | A | * | 6/1985 | VanDeripe | | 36/127 |
| 4,704,809 | A | * | 11/1987 | Ballard | | 36/127 |
| 4,854,055 | A | * | 8/1989 | Sugiyama et al. | | 36/127 |
| 5,197,210 | A | * | 3/1993 | Sink | | 36/127 |
| 5,887,363 | A | * | 3/1999 | Rhodes | | 36/127 |
| D441,520 | S | * | 5/2001 | Lane et al. | | D2/969 |
| D449,434 | S | * | 10/2001 | Erickson et al. | | D2/969 |
| D478,413 | S | * | 8/2003 | Robinson et al. | | D2/969 |
| D478,414 | S | * | 8/2003 | Robinson et al. | | D2/969 |
| 6,665,962 | B2 | * | 12/2003 | Shepherd | | 36/132 |
| D511,882 | S | * | 11/2005 | Robinson et al. | | D2/969 |
| D512,823 | S | * | 12/2005 | Robinson et al. | | D2/969 |
| D514,293 | S | * | 2/2006 | Feeney | | D2/969 |
| D524,016 | S | * | 7/2006 | Robinson et al. | | D2/902 |

(Continued)

Primary Examiner — Elizabeth J Oswecki
(74) *Attorney, Agent, or Firm* — Daniel W. Sullivan

(57) **CLAIM**
The ornamental design for a golf shoe, as shown and described.

DESCRIPTION

FIG. 1 is a top perspective view of a golf shoe showing our new design;
 FIG. 2 is a lateral side elevation view thereof;
 FIG. 3 is a top plan view thereof;
 FIG. 4 is a medial side elevation view thereof;
 FIG. 5 is a bottom plan view thereof;
 FIG. 6 is a front elevation view thereof; and,
 FIG. 7 is a rear elevation view thereof.

The different stippling shown in the upper portion of the golf shoe indicates a contrast in texture between the respective sections; however, no particular texture is claimed. The broken lines shown on the top surface of the shoe in FIGS. 1-7 represent thread stitching. The broken lines in FIGS. 1-7 on the bottom of the shoe showing a shoe outsole including cleats form no part of the claimed design.

1 Claim, 4 Drawing Sheets



(56)

References Cited

U.S. PATENT DOCUMENTS

D530,068 S 10/2006 Lane, III et al.
D541,514 S * 5/2007 Lane, III D2/969
D541,516 S * 5/2007 Lane, III D2/969
D560,343 S * 1/2008 Mochen D2/969
D560,897 S * 2/2008 Feeney et al. D2/969
D561,453 S * 2/2008 Lane et al. D2/969
D571,993 S 7/2008 Erickson

D571,996 S * 7/2008 Lane, III D2/969
D595,946 S * 7/2009 Lane et al. D2/969
D604,034 S * 11/2009 Bacon D2/969
D628,373 S * 12/2010 Lane, III D2/969
D628,786 S * 12/2010 Lane, III D2/969
D654,680 S 2/2012 Mochen
D656,307 S * 3/2012 Feeney et al. D2/969
D663,936 S * 7/2012 Lane D2/969
D709,684 S * 7/2014 Hlavacs D2/969

* cited by examiner




FIG. 1

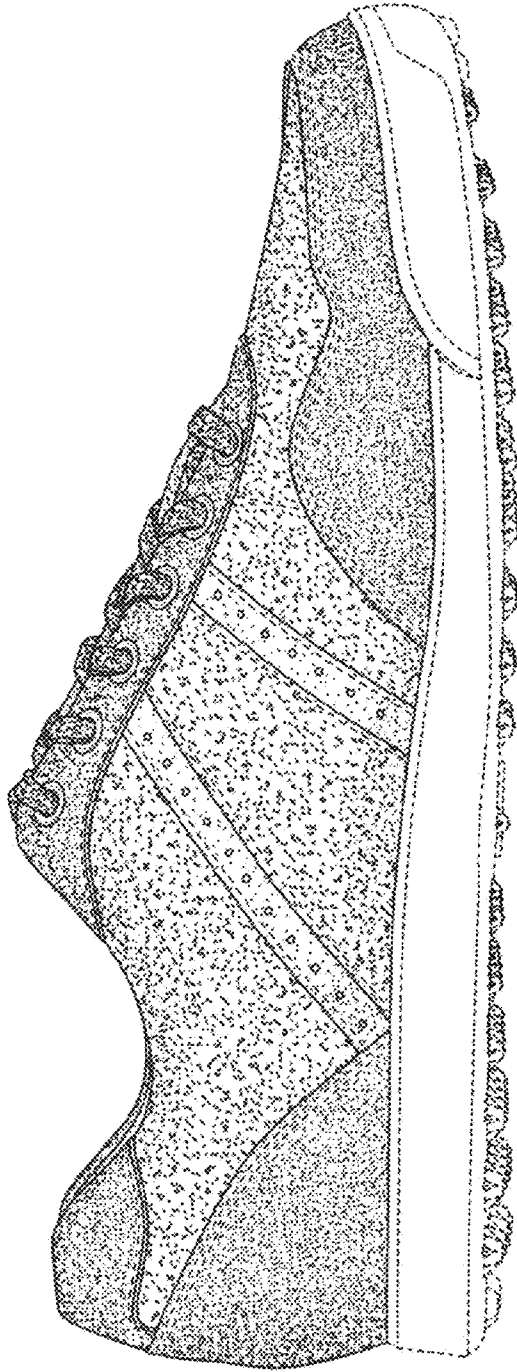


FIG. 2

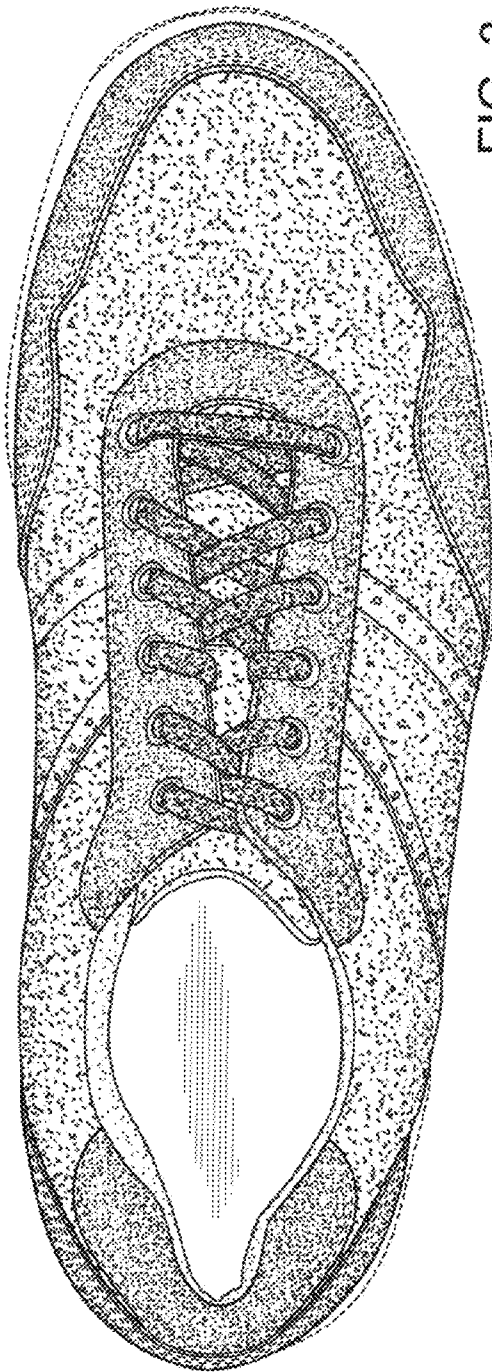


FIG. 3

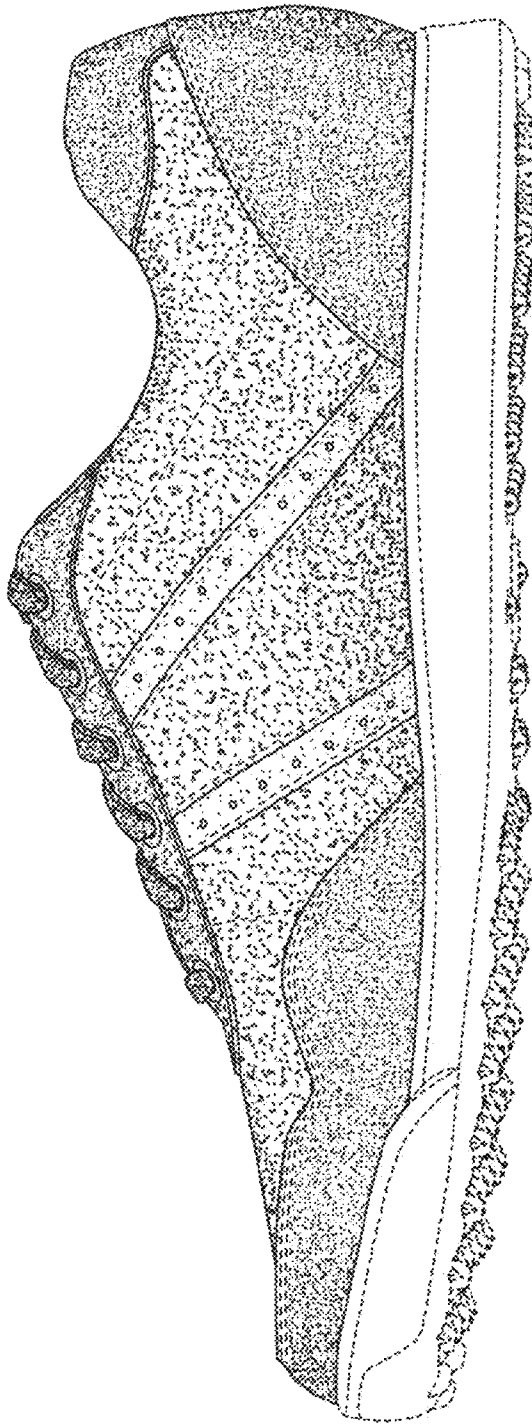


FIG. 4




FIG. 5

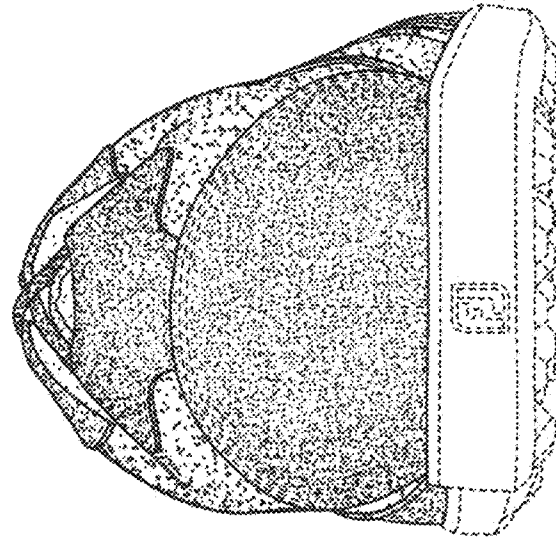


FIG. 7

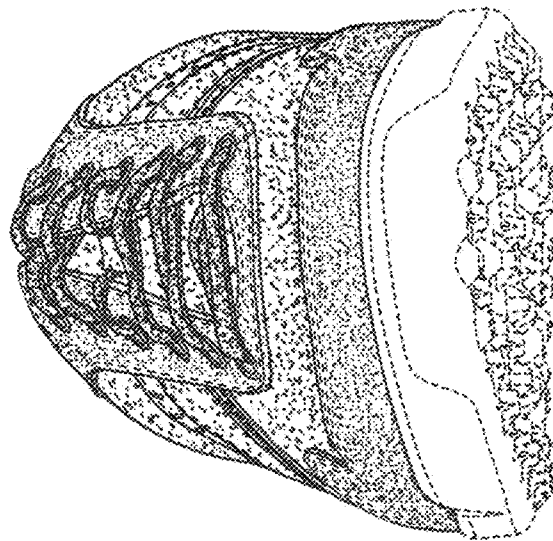


FIG. 6