(No Model.)

W. J. CURRY.

MUSIC TURNER.

No. 590,432. Patented Sept. 21, 1897.

FIG. 1.

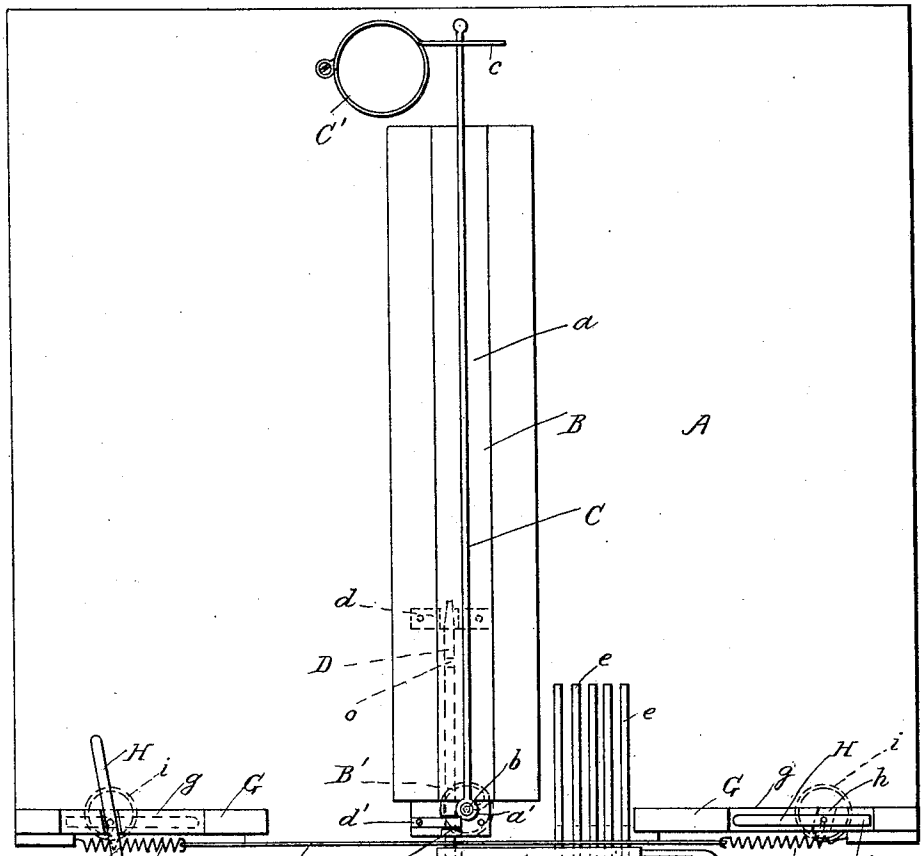

FIG. 2.

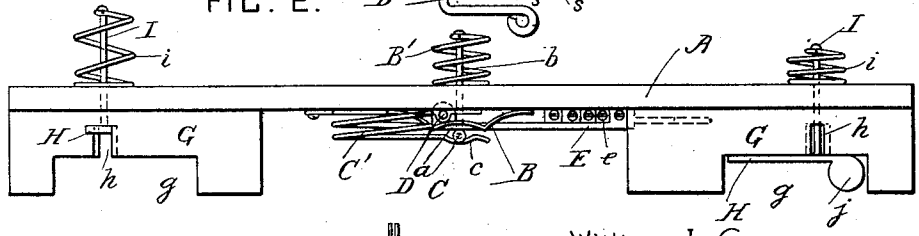

FIG. 4.

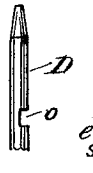

FIG. 3.

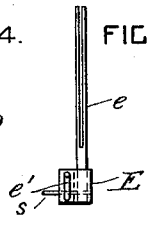

WITNESSES
A. Page.
M. Hurst

William J. Curry,
INVENTOR
By J. Marion
Attorney

THE NORRIS PETERS CO., PHOTO-LITHO., WASHINGTON, D. C.

UNITED STATES PATENT OFFICE.

WILLIAM JAMISON CURRY, OF NANAIMO, CANADA.

MUSIC-TURNER.

SPECIFICATION forming part of Letters Patent No. 590,432, dated September 21, 1897.

Application filed June 15, 1897. Serial No. 640,860. (No model.)

To all whom it may concern:

Be it known that I, WILLIAM JAMISON CURRY, a citizen of the Dominion of Canada, residing at Nanaimo, in the county of Nanaimo, Province of British Columbia, Canada, have invented certain new and useful Improvements in Music-Turners; and I do hereby declare the following to be a full, clear, and exact description of the invention, such as will enable others skilled in the art to which it appertains to make and use the same.

This invention relates to leaf-turners; and it consists in the novel construction and combination of the parts hereinafter fully described and claimed.

In the drawings, Figure 1 is a front view of the leaf-turner. Fig. 2 is a plan view of the same. Fig. 3 is a detail side view of one of the turning-rods. Fig. 4 is a detail view of the top portion of the rod D.

A is a desk which is supported in any approved manner.

B is a metallic plate provided with a central groove *a* and secured to the middle part of the desk, and projecting therefrom so as to hold the fold of the book above the level of the desk.

C is a rod which is passed between the leaves of the book at the fold and which keeps the fold of the book clamped in the said groove *a*. The bottom end of the rod C is provided with an eye *a'*, which engages with the head of a pin *b*, which slides in a hole in the desk.

B' is a spring secured to the pin behind the desk and operating to press the rod toward the desk.

C' is a spring secured to the upper part of the desk and provided with a bent end portion *c*, with which the upper end portion of the rod C engages.

D is a rod which is slidable vertically in bearings *d* secured to the desk. The rod D is arranged behind the plate B, and *d'* is a spring which is secured to the desk and which bears on the rod D. The spring *d'* prevents the rod D from either sliding up or down when it engages with a notch *o* in the said rod unless the rod is turned to the left. The pressure of the spring *d'* prevents the rod from turning accidentally. When the rod D is pushed up, its tapering upper end engages with the upper bearing *d*, which prevents it from being pushed up too far.

E are the turning-arms, which are journaled on the rod D, and *e* are forked turning-rods projecting vertically from the end portions of the arms E. The forked rods *e* are journaled in the arms E. These rods are prevented from turning while being fitted over the leaves to be turned by the pressure of the thumb on the pins *s*, which are screwed into the lower end portions of the rods *e*, and which work in the slots *s'* in the end portions of the arms E. The leaves of the book or piece of music to be turned are slipped between the forks of the rods *e*. Each arm E is provided with a thumb-piece *e'* for operating it.

F is a cord of flexible material, such as catgut, which extends across all the turning-rods *e*. The ends of the cord are secured to the desk by springs *f*. The cord and springs hold the turning-rods pressed against the desk whether they are to the right or to the left of the rod D. The turning-arms are moved to the right or to the left by hand against the tension of the said springs and cord.

G are ledges secured to the lower part of the desk for the book to rest against. Each ledge has a long notch *g* in its front edge.

H are spring-pressed clips which work in cross-notches *h* in the ledges G. Each clip has a stem I, which is slidable and revoluble in a hole in the desk at the bottom of the cross-notch, and *i* is a spring secured to the said stem behind the desk and operating to press the clip toward the desk. Each clip has a thumb-piece *j* at its lower part for manipulating it. The clip can be turned around so that it rests in the notch *g*, as shown at the right hand in Fig. 1, after being pulled forward against the tension of the spring. When in this position, the book can be placed on the desk, and the clip can then be turned around to the position shown at the left hand in Fig. 1, so that it engages with the cross-notch *h* and bears against the cover of the book and those leaves which are not wanted to be turned.

The clip H can be pulled forward against the tension of the spring and turned so that it rests on the edge of the ledge G and projects over the book. In this position the clip

keeps the music open and yet leaves a considerable space between the clip and the desk, which is sometimes desirable.

The object in making the rod D slidable is to enable the forked turning-rods to be slid into and out of engagement with the leaves to be turned.

What I claim is—

1. In a leaf-turner, the combination, with a desk provided at its lower part with a long notch *g* and a cross-notch *h*, of a clip provided with a stem which is journaled in a hole at the bottom of the said cross-notch, and a spring secured to the said stem behind the desk, and permitting the clip to engage with either notch, substantially as set forth.

2. In a leaf-turner, the combination, with a desk, of a curved plate secured to the middle of the desk and projecting above its surface, a rod C provided with an eye at its lower end, a pin engaging with the said eye and slidable in a hole in the desk, a spring secured to the pin behind the desk, and a spring secured to the upper part of the desk and provided with a bent end portion for the upper portion of the rod C to engage with, substantially as set forth.

3. In a leaf-turner, the combination, with a desk provided with bearings *d*, of a rod slidable vertically in the said bearings, a spring secured to the desk and pressing on the rod so that it is hindered from sliding, and turning-arms journaled on the said rod, substantially as set forth.

4. In a leaf-turner, the combination, with a desk, and a vertical rod supported thereby; of turning-arms pivoted on the said rod and provided with forked turning-rods projecting vertically from their end portions, a flexible cord extending across the said turning-rods, and springs connecting the ends of the said cord with the desk, substantially as set forth.

In testimony whereof I affix my signature in presence of two witnesses.

WILLIAM JAMISON CURRY.

Witnesses:

A. G. HOWARD POTTS,

C. H. BARKER.