



US00D993142S

(12) **United States Design Patent** (10) **Patent No.:** **US D993,142 S**
Eriksson (45) **Date of Patent:** **** Jul. 25, 2023**

(54) **LOAD BAR**
(71) Applicant: **Thule Sweden AB**, Hillerstorp (SE)
(72) Inventor: **Henrik Eriksson**, Jönköping (SE)
(73) Assignee: **Thule Sweden AB**, Hillerstorp (SE)
(**) Term: **15 Years**
(21) Appl. No.: **29/780,016**
(22) Filed: **Apr. 22, 2021**
(51) **LOC (14) Cl.** **12-16**
(52) **U.S. Cl.**
USPC **D12/412**
(58) **Field of Classification Search**
USPC D12/406-414; D32/35, 58; D6/513-514,
D6/317-319
CPC B62J 9/003; B62J 7/06; B62J 9/001
See application file for complete search history.

D966,995 S * 10/2022 Menegazzo D12/412
D968,311 S * 11/2022 Kuang D12/412
D969,723 S * 11/2022 Andreasson D12/412
D976,805 S * 1/2023 Turner D12/412
D978,060 S * 2/2023 Yang D12/412

* cited by examiner

Primary Examiner — Katrina A Betton
(74) *Attorney, Agent, or Firm* — Sterne, Kessler,
Goldstein & Fox P.L.L.C.

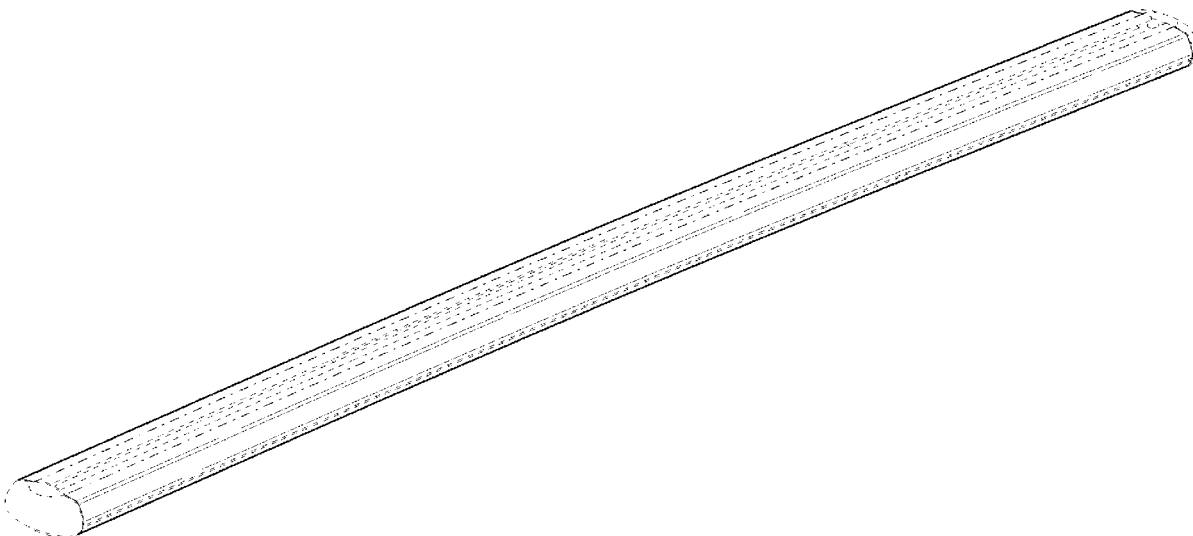
(57) **CLAIM**
The ornamental design for a load bar, as shown and described.

DESCRIPTION

FIG. 1 is a top front perspective view of a load bar showing the claimed design;
FIG. 2 is a front view thereof;
FIG. 3 is a rear view thereof;
FIG. 4 is a left side view thereof;
FIG. 5 is a right side view thereof;
FIG. 6 is a top view thereof;
FIG. 7 is a bottom view thereof;
FIG. 8 is a bottom perspective view thereof;
FIG. 9 is an enlarged side view of the load bar with the end caps removed; and,
FIG. 10 is an enlarged side bottom perspective view of an end portion of the load bar with the end cap removed.
The dashed broken lines in the figures show portions of the load bar that form no part of the claimed design.
The dot-dash broken lines in the figures show boundaries that form no part of the claimed design.

(56) **References Cited**
U.S. PATENT DOCUMENTS
D485,621 S * 1/2004 Deel D25/119
D489,465 S * 5/2004 Allsopp D25/119
D564,105 S * 3/2008 Amato D25/125
D691,550 S 10/2013 Moeller
D788,947 S * 6/2017 Gilkey D25/125
D869,379 S 12/2019 Eriksson et al.
D878,277 S * 3/2020 Connellan D12/412
D906,226 S 12/2020 Eriksson et al.
D908,071 S * 1/2021 Connellan D12/412
D932,983 S * 10/2021 Toyoshima D12/412
D954,630 S * 6/2022 Connellan D12/412

1 Claim, 9 Drawing Sheets



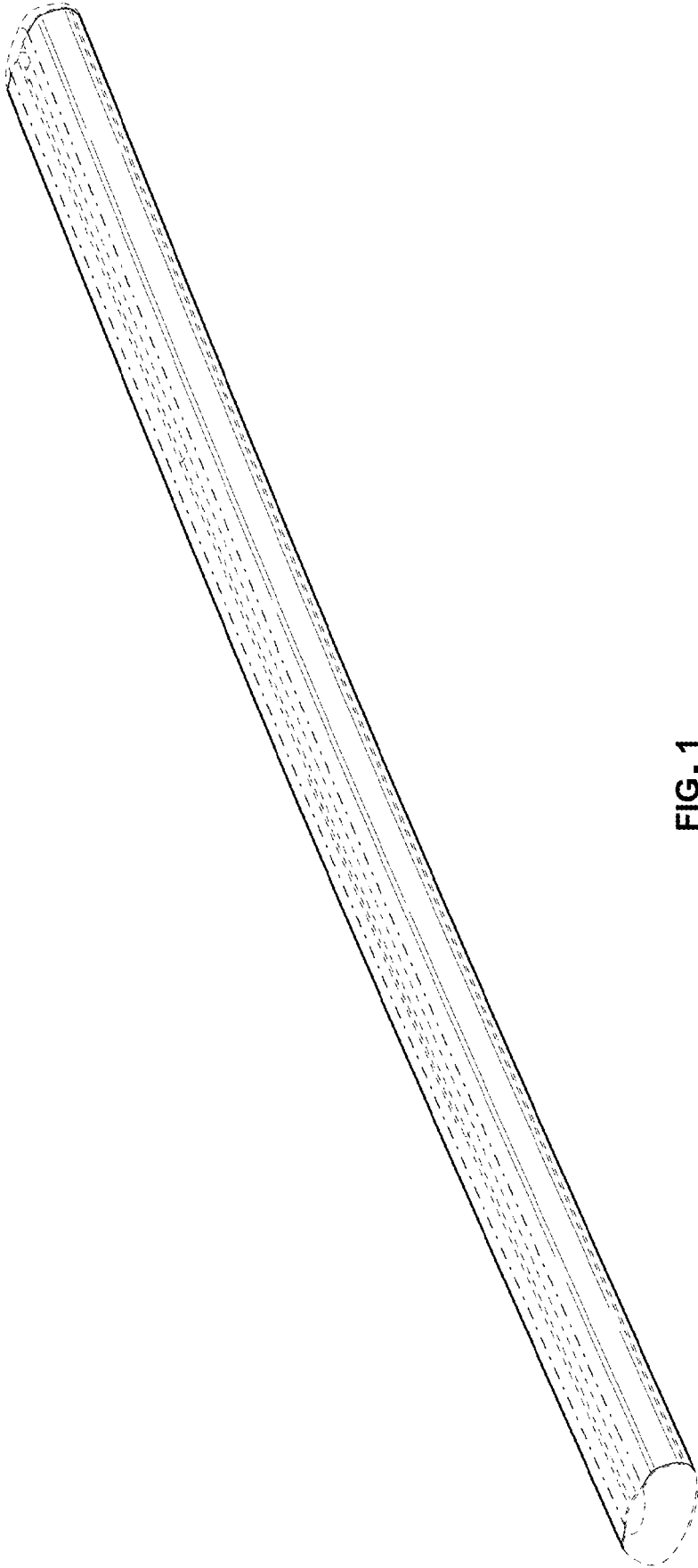


FIG. 1




FIG. 2



FIG. 3



FIG. 5



FIG. 4




FIG. 6



FIG. 7

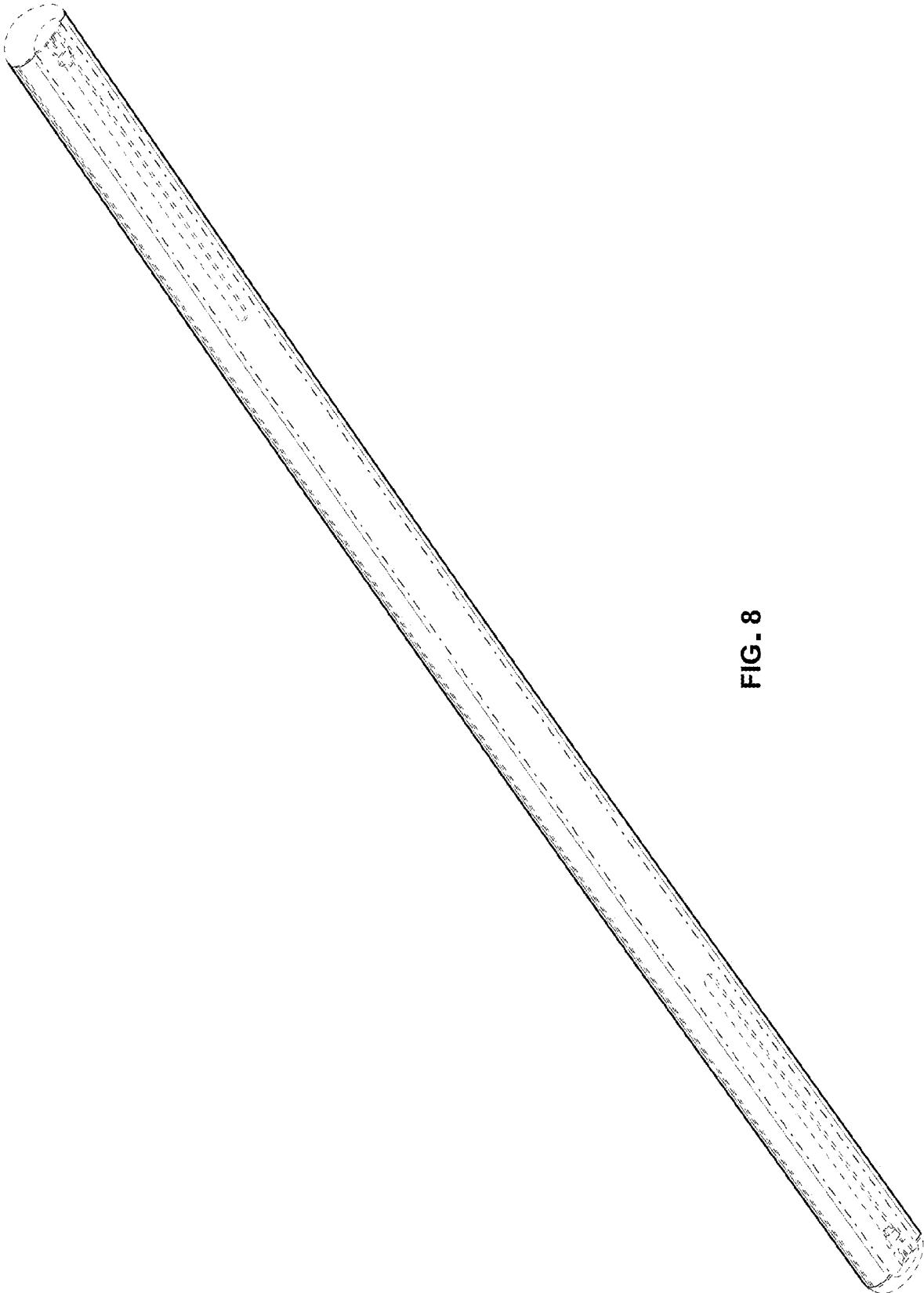


FIG. 8

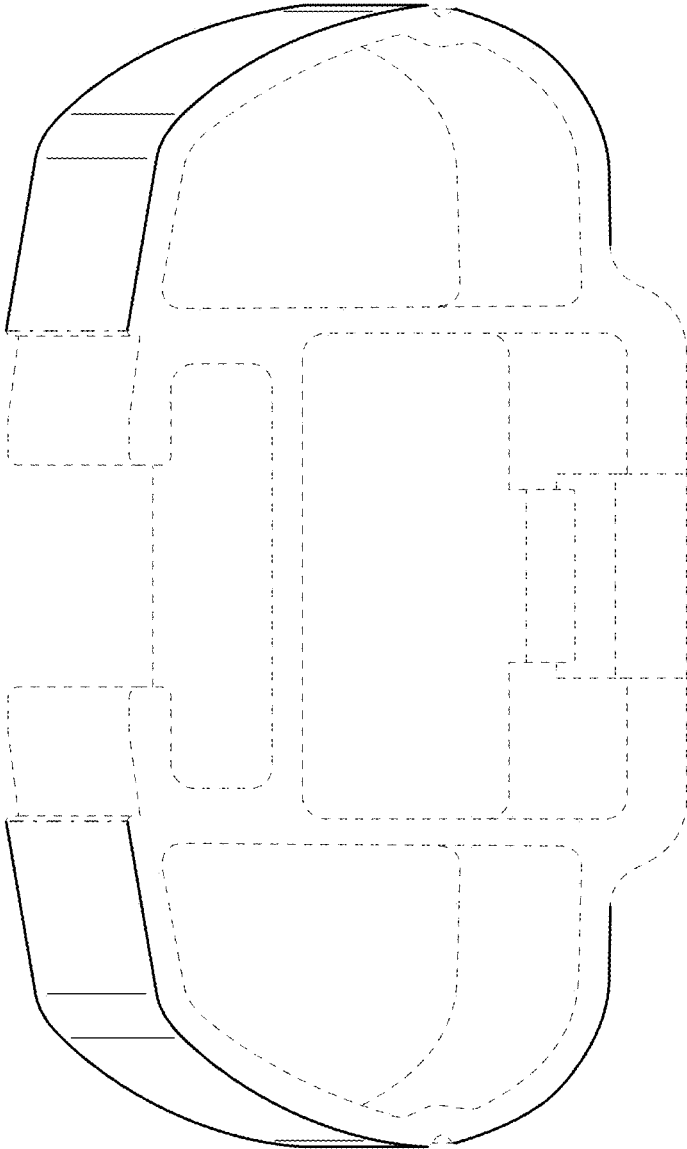


FIG. 9

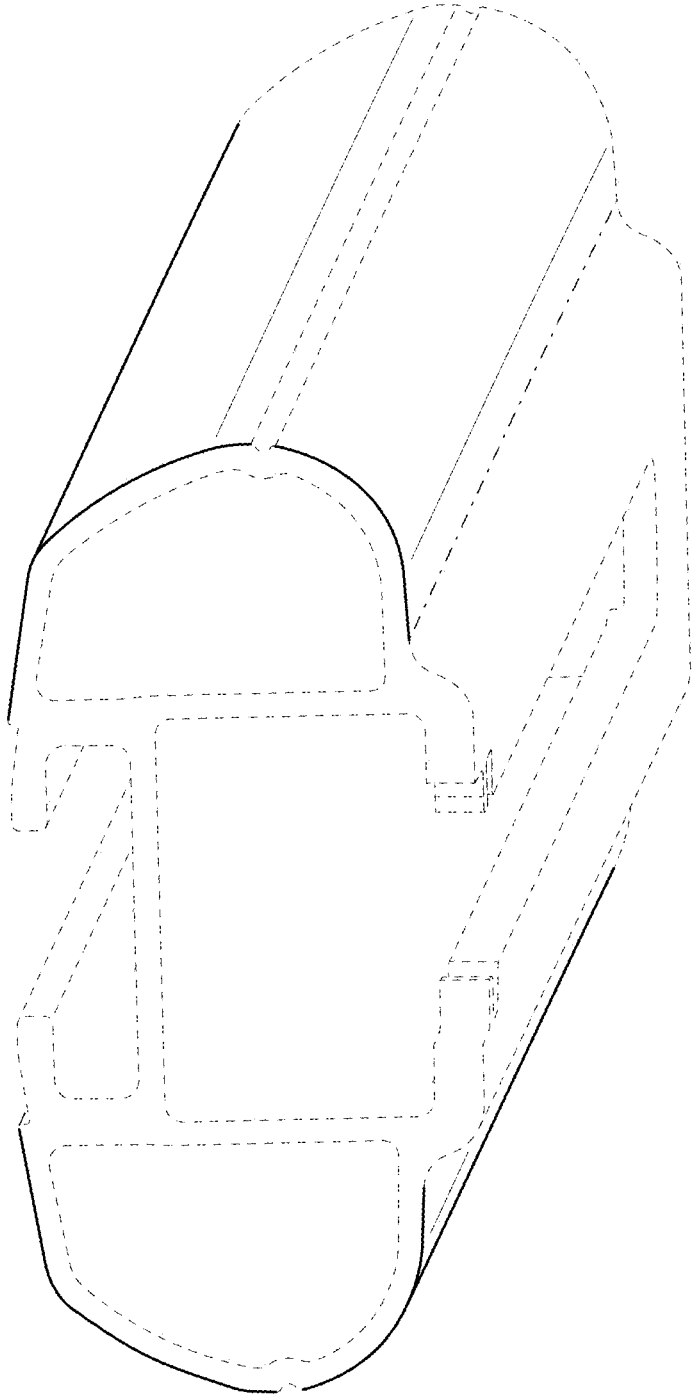


FIG. 10