M. HERTZ.

BELT WATCH HANGER.

APPLICATION FILED OCT. 6, 1917.

1,260,539.

Patented Mar. 26, 1918.

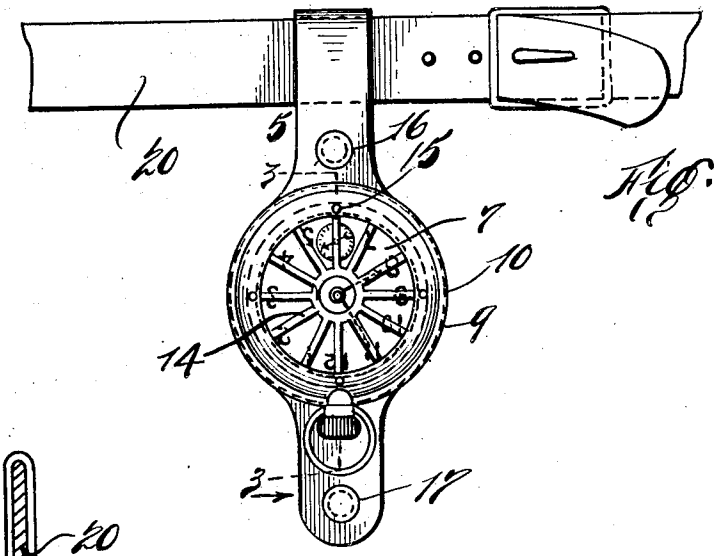

Fig. 1.



Fig. 2.

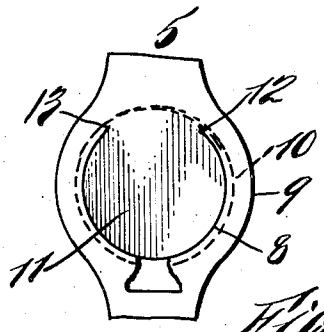

Fig. 4.

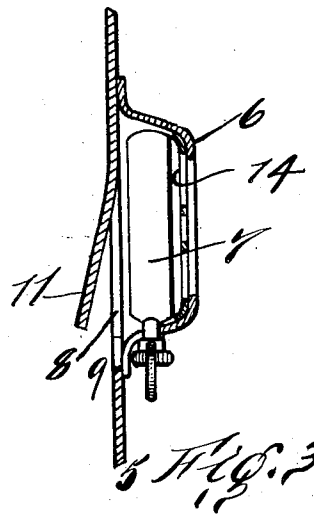

Fig. 3.

Inventor
Manfred Hertz

By his Attorney
Maurice Block.

UNITED STATES PATENT OFFICE.

MONFRED HERTZ, OF NEW YORK, N. Y., ASSIGNOR TO FELIX HERTZ, OF NEW YORK, N. Y., DOING BUSINESS UNDER THE TRADE NAME OF AMERICAN BUCKLE CO.

BELT WATCH-HANGER.

1,260,539. Specification of Letters Patent. Patented Mar. 26, 1918.

Application filed October 6, 1917. Serial No. 195,074.

To all whom it may concern:

Be it known that I, MONFRED HERTZ, a citizen of the United States of America, residing at New York city, county and State of New York, have invented certain new and useful Improvements in Belt Watch-Hangers, of which the following is a full, clear, and exact description.

This invention relates to improvements in watch-hangers or supports, the object being to provide an inexpensive hanger which can be readily slipped on or attached to a belt, said hanger being arranged to carry a watch the face of which can be seen through an opening in the hanger. My improved device is especially intended for use by soldiers in the trenches. By hanging the watch from the belt, the hands are left untrammeled; moreover, the watch is protected better, as the hands or arms are liable to encounter obstacles and any watch carried thereon is more likely to break. In combination with my improved hanger, I preferably employ a guard for the face of the watch, said guard being preferably secured to the watch-pocket of the hanger on the inner surface thereof.

I will now proceed to describe my invention in detail, the novel features of which I will point out in the appended claims, reference being had to the accompanying drawing, forming part hereof, wherein—

Figure 1 is a face view of my improvement illustrated as applied to a belt, only a portion of a belt being shown;

Fig. 2 is an enlarged side view thereof, the belt being shown in section;

Fig. 3 is an enlarged sectional detail view, the section being taken on a line 3—3 in Fig. 1; and

Fig. 4 is a fragmentary rear view of a portion of the hanger showing the cover for the opening through which the watch is passed into the pocket therefor.

My improved watch-hanger consists of a strap-member 5 which carries a pocket 6 to receive a watch 7, said pocket being located over an opening 8 in the strap 5, through which the watch is passed to place it in the pocket 6. The strap member 5 includes the relatively broad portion 9 intermediate its end, the opening 8 being located in said portion 9. The pocket 6 is stitched to the broad portion 9 as at 10. The cover for the opening 8 consists of a tab 11 which is integral with or a part of the broad portion 9 of the strap member 5. When the opening 8 is formed by cutting the material of the strap the cut is stopped at the points 12 and 13, Fig. 4; hence the tab 11 is formed as well as the opening 8.

A further feature of my invention consists of the guard 14 which is secured to the wall of the pocket 6 by rivets 15 or otherwise. The guard 14 is a part of the hanger as a whole and is not removable with the watch, although a detachable guard may be employed. The strap member 5 carries (in this instance) two snap-sockets 16 and 17 and two snap-buttons 18 and 19 constituting snap-fasteners to form the strap into a loop, as shown in Fig. 2, to engage a belt 20. One of the snap-fastener sockets 17 is secured to one end of the strap 5 and one of the snap-buttons 19 is secured to the opposite end of said strap. The other snap-fastener socket 16 is secured to the strap at the opposite side of the pocket 6 and its co-operating snap-button 18 is secured to the strap in such position as to engage its socket when the strap is looped over a belt.

When the strap is looped over a belt, the lower fastener-members 17 and 19 will be caused to engage and also the fastener-members 16 and 18; hence the strap is firmly secured in the form of a loop and the tab 11 will be held against the back of the watch. One of the features of the invention is that the hanger is formed out of a single strip of material, and hence can be cheaply manufactured. Moreover, the hanger can be attached to a belt or removed therefrom without detaching the belt from the body. The strap can also be passed around the wrist or arm, the portion 21 being utilized as the loop. In fact, the hanger can be applied to a belt or to the wrist, as may be desired.

What I claim as my invention is:

1. A watch-hanger consisting of a strap-member, said strap-member having a relatively broad portion adjacent one of its ends, said broad portion having an opening for the passage of a watch, a pocket located over said opening to receive a watch, a tab integral with the broad portion of the strap to cover said opening, fastening devices on the said broad portion located on opposite sides of the pocket, and fastening devices car-

ried by the strap located to engage the fastening devices on the broad portion of the hanger.

2. A watch-hanger consisting of a strap-member, said strap-member having a relatively broad portion adjacent one of its ends, said broad portion having an opening for the passage of a watch, a pocket located over said opening to receive a watch, a tab integral with the broad portion of the strap to cover said opening, fastening devices on said broad portion located on opposite sides of the pocket, a guard for said watch secured to said pocket on the inner surface thereof, and fastening devices carried by the strap member located to engage the fastening devices on the broad portion of the hanger.

3. A watch-hanger comprising a strap-member having an opening therethrough for the passage of a watch, a pocket located over said opening to receive a watch, means to hold the watch in the pocket, fastening devices located at the ends of the strap at one side of said opening to form the strap into a relatively large loop to engage the wrist, and fastening devices intermediate the ends of the strap at the opposite side of said opening to form a relatively small loop at one end of the hanger to engage a belt.

Signed at New York city, N. Y., this 5th day of October, 1917.

MONFRED HERTZ.

Witnesses:
ALBERT A. LUSTIG,
MAURICE BLOCH.

Copies of this patent may be obtained for five cents each, by addressing the "Commissioner of Patents, Washington, D. C."