

(12) PATENT
(19) AUSTRALIAN PATENT OFFICE

(11) Application No. AU 199540471 B2
(10) Patent No. 705121

(54) Title
The preparation of active ingredient dispersions and apparatus therefor

(51)⁶ International Patent Classification(s)
B01J 013/00 C07C 005/00
B01D 011/00 C07C 007/00

(21) Application No: **199540471** (22) Application Date: **1995 .12 .15**

(30) Priority Data

(31) Number (32) Date (33) Country
4445341 1994 .12 .19 DE

(43) Publication Date : **1996 .06 .27**
(43) Publication Journal Date : **1996 .06 .27**
(44) Accepted Journal Date : **1999 .05 .13**

(71) Applicant(s)
BASF Aktiengesellschaft

(72) Inventor(s)
Thomas Riede; Werner Gobel; Christian Lockemann

(74) Agent/Attorney
WATERMARK PATENT and TRADEMARK ATTORNEYS, Locked Bag 5, HAWTHORN VIC 3122

(56) Related Art
US 5639441
US 5380826
DE 2943267



AU9540471

(12) PATENT ABSTRACT (11) Document No. AU-A-40471/95
(19) AUSTRALIAN PATENT OFFICE

- (54) Title
THE PREPARATION OF ACTIVE INGREDIENT DISPERSIONS AND APPARATUS THEREFOR
- International Patent Classification(s)
(51)⁶ **B01D 011/00 C07C 005/00 C07C 007/00**
- (21) Application No. : **40471/95** (22) Application Date : **15.12.95**
- (30) Priority Data
- (31) Number (32) Date (33) Country
4445341 19.12.94 DE GERMANY
- (43) Publication Date : **27.06.96**
- (71) Applicant(s)
BASF AKTIENGESELLSCHAFT
- (72) Inventor(s)
THOMAS RIEDE; WERNER GOBEL; CHRISTIAN LOCKEMANN
- (74) Attorney or Agent
WATERMARK PATENT & TRADEMARK ATTORNEYS , Locked Bag 5, HAWTHORN VIC 3122
- (57) Claim

The invention relates to a process and an apparatus for preparing active ingredient dispersions, wherein an active ingredient is dissolved in a fluid gas, the fluid gas loaded with active ingredient is essentially completely dissolved in a liquid and is decompressed, and the gas is separated from the liquid loaded with active ingredient.

CLAIM

1. A process for preparing active ingredient dispersions, which comprises dissolving an active ingredient in a fluid gas, essentially completely dissolving the fluid gas loaded with active ingredient in a liquid, then decompressing the solution, and thus separating the gas from the liquid loaded with active ingredient.
12. An apparatus for carrying out the process as claimed in any of the preceding claims, which comprises an extractor (4) to dissolve an active ingredient (5) in a fluid gas, a mixer (7) which is connected via a line (6) to the extractor (4) to dissolve the fluid gas loaded with active ingredient in a liquid, which is fed to the mixer via a line (12), a holdup section (8) which is connected to a separator (11) in which the gas is separated from the liquid containing active ingredient, a

(11) 40471/95

-2-

discharge line (14) for the gas which has been separated off, and a discharge line (15) for the liquid which has been separated off from the separator, and a return line (16) for part of the liquid which has been separated off to the mixer (7).

BASF Aktiengesellschaft

Abstract of the Disclosure:

The invention relates to a process and an apparatus for preparing active ingredient dispersions, wherein an active ingredient is dissolved in a fluid gas, the fluid gas loaded with active ingredient is essentially completely dissolved in a liquid and is decompressed, and the gas is separated from the liquid loaded with active ingredient.




FIG.1

2
3
4
5
6
7
8
9
10
11
12
13
14
15
16
17
18

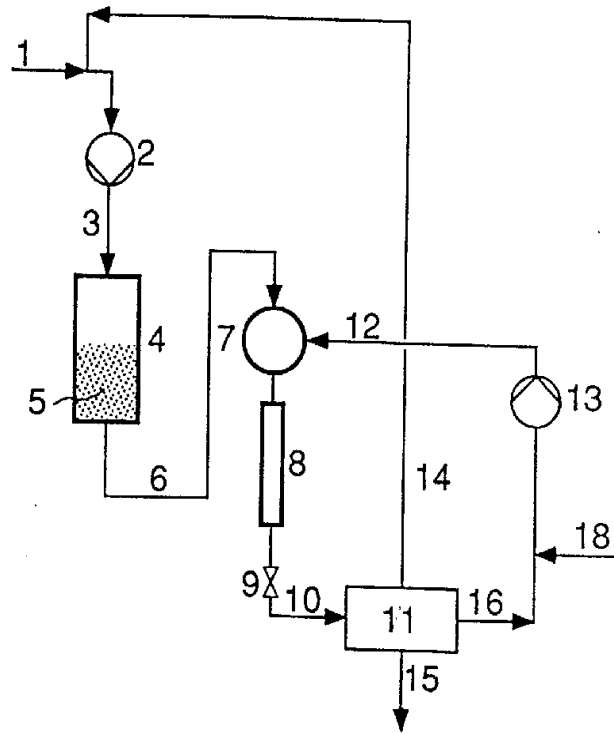


FIG.2

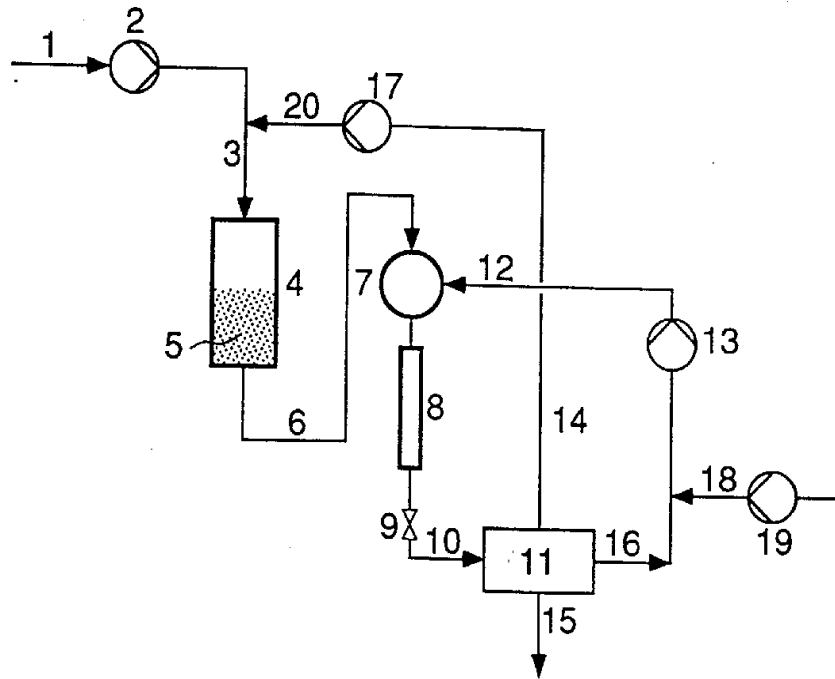


FIG. 2

FIG.3

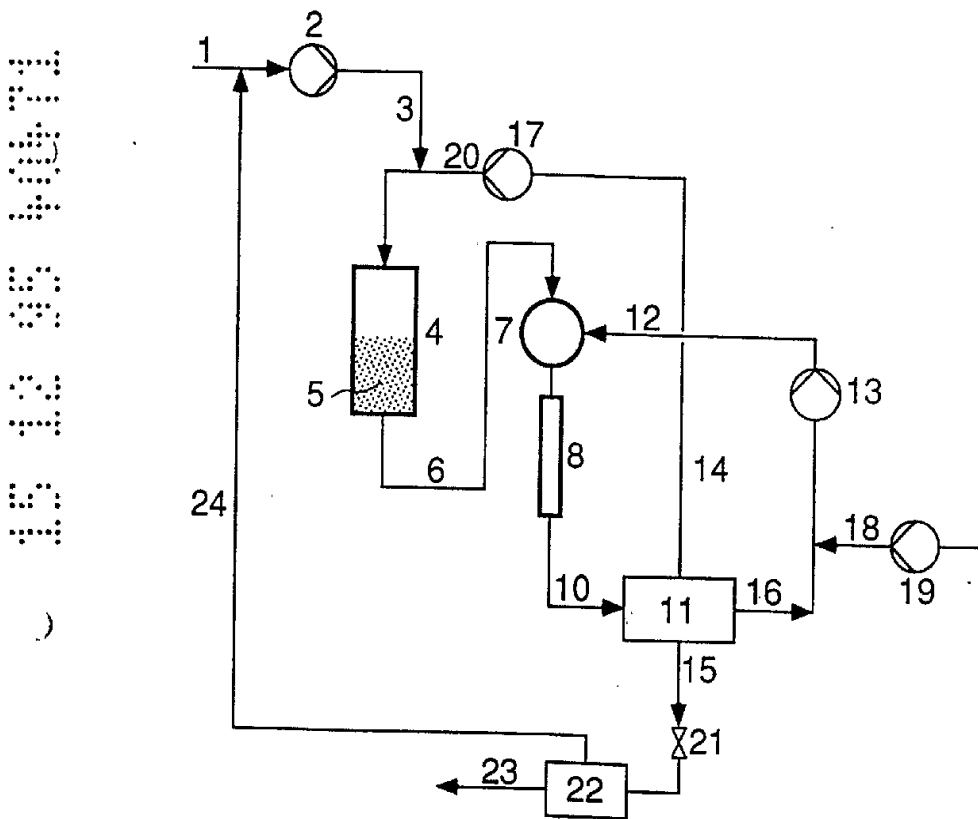


FIG.4

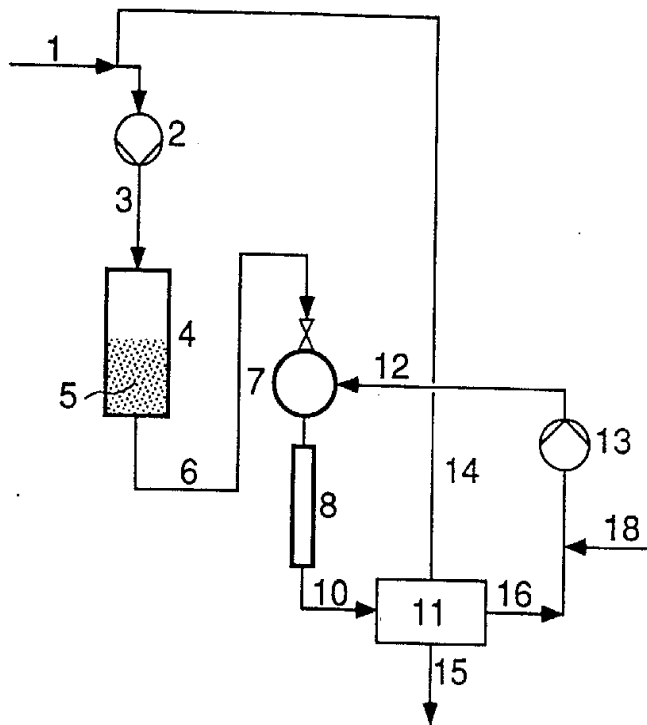


FIG. 4
S
E
C
T
I
O
N
)

AUSTRALIA

Patents Act 1990

**ORIGINAL
COMPLETE SPECIFICATION
STANDARD PATENT**

Application Number:

Lodged:

Invention Title: THE PREPARATION OF ACTIVE INGREDIENT DISPERSIONS AND
APPARATUS THEREFOR

The following statement is a full description of this invention, including the
best method of performing it known to us :-

BASF Aktiengesellschaft

5

**The preparation of active ingredient dispersions and apparatus
therefor**

10

The present invention relates to a process and an apparatus for preparing active ingredient dispersions.

15

It is nowadays necessary in many sectors of the chemical industry to prepare active ingredient dispersions, eg. in the color and dye industry and the drugs industry. In this connection it is often impossible to disperse the active ingredient, eg. the dye or the drug, directly in an aqueous liquid. In particular, the active ingredient

20

particles are then not in the desired micronized form.

25

The preparation of very finely dispersed, micronized carotenoids in an aqueous dispersion is described in DE-A 29 43 267. In this case, a carotenoid is dissolved in a supercritical gas in an autoclave, and the resulting solution is dispersed in a suitable aqueous colloidal matrix, which is located in a second autoclave, using an agitator. The resulting dispersion consists of droplets of fluid gas containing active ingredient in water. This two-phase system is decompressed, with the gas being continuously discharged from the autoclave, whereas the liquid can be removed only batchwise after


30

completion of the process. This process results in an average particle size of the carotenoid of less than 1 micron. A disadvantage is that phase separation may occur during the decompression process so that


the active ingredient is insufficiently stabilized by the liquid matrix. In addition, a loss of active ingredient must be accepted.

European Patent 0 322 687 proposes a process for preparing a drug form comprising an active ingredient and a carrier. This entails
5 a fluid gas, an active ingredient and carrier materials, which can also be dissolved in a liquid, being introduced into a spray tower so that the fluid gas picks up active ingredient and carrier. The fluid gas is subsequently separated from the resulting active ingredient/carrier combination in a separator so that the combination can be removed
10 from the separator. This process produces dry active ingredient particles but not liquid dispersions. Fluid gas means a substance which is in the form of a gas or vapor under atmospheric pressure and which has been compressed to the vicinity of its critical point or beyond and is therefore in the form of a sub- or supercritical fluid.

15 It is an object of the present invention to provide a process and an apparatus for preparing active ingredient dispersions which lead to a particularly fine dispersion of the active ingredient in the dispersion. In particular, the micronized active ingredients must not agglomerate.



We have found that this object is achieved by the process described below. This entails an active ingredient being dissolved in a fluid gas, and the fluid gas loaded with active ingredient being finely dispersed in a liquid which is a non-solvent for the active ingredient and, during this, being essentially completely dissolved. the solid is formed during the dissolving process of the fluid gas. Each of the individual, finely dispersed gas bubbles contains only little solid, so that the solid particles produced therein are very small. Since the particles pass directly into the liquid, where they are preferably bound into protective colloids, and previously only little solid is contained in each of the individual, finely dispersed gas bubbles, agglomeration can be virtually ruled out. The liquid mixture is then



decompressed, and the gas is thus separated from the liquid loaded with active ingredient. Part of the removed liquid loaded with active ingredient is preferably reused as dissolving liquid for the fluid gas. It is possible in this way to achieve a high concentration of the micro-
5 particles in the dispersion, irrespective of the solubility of the active ingredient in the fluid gas. Another preferred process is one in which the solution is not on decompression completely decompressed to atmospheric pressure so that the reused liquid loaded with active ingredient is preloaded with the fluid gas. It is possible in this way to
10 influence both the rate of formation of the solid particles and the morphology thereof. Furthermore, the complete dissolving of the gas in the liquid ensures that the active ingredient passes completely from the gas into the liquid. The process can be carried out continuously or batchwise, and in both cases there is no, or only negligible,
15 agglomeration of particles, preferably because of the stabilization by protective colloids.

The object is also achieved by a process in which an active ingredient is dissolved in a fluid gas, and the fluid gas loaded with active ingredient is dispersed in a liquid saturated with this gas, so
20 that a first dispersion of liquid and fluid gas loaded with active ingredient is formed. The active ingredient is in this case transferred to the phase boundary by molecular diffusion from the gas. The solid then forms only at the phase boundary and passes from there directly into the liquid, where it is immediately stabilized, preferably by
25 protective colloids, so that agglomeration is ruled out. This first dispersion is passed through a holdup section to form a second



dispersion of liquid loaded with active ingredient and fluid gas. The holdup section is a section where the liquid and fluid gas mixture is allowed to form a homogenous liquid mixture during a certain period of time. The second 5 dispersion is then separated, without previous decompression, by phase separation into a gas phase and a third dispersion of liquid and active ingredient. Part of the third dispersion is finally reused to form

5

5

5

the first dispersion with the fluid gas. It is advantageous that a large part of the gas can be reused for dissolving the active ingredient without renewed compression.

In another embodiment, an active ingredient is dissolved in a fluid gas, and the fluid gas loaded with active ingredient is decompressed to form a first dispersion of gas and active ingredient. This first dispersion is dispersed in a liquid to give a second dispersion which is passed through a holdup section and separated into a gas phase and a third dispersion of liquid and active ingredient. Preferably part of the third dispersion which has been separated off is reused as liquid to form the second dispersion.

It is preferred to recycle the gas which has been separated off and is reused as fluid gas for dissolving the active ingredient. The active ingredient used preferably consists of a mixture of a plurality of active ingredients. Preferred active ingredients are dyes, vitamins, carotenoids, polymers, liposomes, drugs or crop protection agents. Preferred fluid gases are CO₂, N₂O, ethylene, propane, H₂O, NH₃, hydrocarbons, alcohols and mixtures of these substances. The preferred liquid used is water or an organic solvent which is preferably supplemented with additions of protective colloids such as surfactants, polymers, celluloses, dextrans or proteins such as gelatin and/or emulsifiers or the like.

The object of the invention is also achieved by the apparatus described below. An apparatus according to the apparatus claims comprises an extractor for dissolving an active ingredient in a fluid gas, which is connected via a line to a mixer for dissolving the fluid gas loaded with active ingredient in a liquid. The liquid is fed to the mixer through another line. The apparatus additionally contains a holdup section which is connected to a separator in which the gas is separated from the liquid containing active ingredient. The separator has discharge lines for the gas which has been separated off and for

the liquid which has been separated off. The apparatus additionally contains a return feed for part of the liquid which has been separated off to the mixer.

A decompression valve is preferably fitted between the holdup section and the separator. In a preferred embodiment, the discharge line for the gas which has been separated off returns the latter from the separator to the extractor.

The invention is described hereinafter by means of Figures 1 to 4. In these:

- 10 Fig. 1 shows experimental design for a first variant of the process,
- Fig. 2 shows experimental design for a second variant of the process,
- Fig. 3 shows experimental design for a third variant of the process,
- Fig. 4 shows experimental design for a fourth variant of the process.

In Fig. 1, a gas 1 is converted with the aid of a compressor 15 2 into the supercritical, ie. fluid, state. This fluid gas 3 takes up the active ingredient 5 in an extractor 4. The fluid gas loaded with active ingredient is then fed through line 6 to the mixer 7 where it is mixed with a liquid which is fed through line 12 to the mixer. The fluid gas loaded with active ingredient is essentially completely dissolved in the liquid in the mixer 7 and the subsequent holdup section 8. The active ingredient dissolved in the fluid gas precipitates in the form of very finely dispersed particles with sizes in the range below 1 μm into the liquid. The resulting active ingredient/liquid dispersion is decompressed through valve 9 and fed through line 10 to the separator 11. Part of 25 the liquid loaded with active ingredient is discharged through line 15, and the other part is passed through line 16 and compressor 13 together with fresh liquid, which is supplied by line 18, through line 12 to the mixer 7. This partial recycling makes it possible to determine the concentration of active ingredient particles in the 30 dispersion, irrespective of the solubility of active ingredient in the fluid

gas. The gas which has been separated off is discharged through line 14 and returned to the circulation upstream of the compressor 2. The solution can be completely decompressed, or else decompressed to a pressure above atmospheric pressure, at the end of the holdup section.

5 An incomplete decompression, as depicted in Fig. 2, results in the liquid being preloaded with fluid gas, by which means it is possible to influence the crystallization rate in the formation of the active ingredient particles, just like their morphology. The recycling of the gas takes place in this case by the gas which has been separated
10 off being discharged through line 14, compressed to the pressure of the system in the decompressor 17 and returned to the circulation through line 20 downstream of the compressor 2. Fresh liquid is compressed in the compressor 19 and fed to the circulation through line 18.

15 In the variant of the process which is depicted in Fig. 3, the fluid gas is likewise fed to the extractor 4 with the active ingredient 5 and reaches, as fluid gas loaded with active ingredient, the mixer 7. However, the fluid gas does not dissolve in the liquid in the mixer and the subsequent holdup section 8, on the contrary the fluid gas
20 loaded with active ingredient is dispersed with a liquid, which is supplied through line 12 and which is saturated with the same gas. The active ingredient dissolved in the fluid gas diffuses to the phase boundary, precipitates there in the form of micro- particles and is then bound in the liquid, preferably by protective colloids. The second
25 dispersion, which is now produced, of liquid loaded with active ingredient and of fluid gas is not decompressed but is directly fed to a separator 11. Part of the liquid loaded with active ingredient is removed through discharge line 15, which is provided with a decompression valve 21. This solution is separated from dissolved gas
30 in the separator 22 and discharged through line 23. The gas is

returned again via line 24 upstream of the compressor 2. The other part of the liquid loaded with active ingredient is discharged through line 16 out of the separator, supplemented with fresh liquid through line 18 and compressor 19 and circulated by the circulating pump 13, which compensates the pressure drop in the lines. The liquid is then fed through line 12 to the mixer 7 again. The fluid gas which has been separated off is returned through line 14, circulating pump 17 and line 20 to the extractor 4.

In the variant of the process shown in Fig. 4, the fluid gas loaded with active ingredient is mixed in the mixer 7 with a liquid supplied through line 12 and, at the same time, decompressed. The fluid gas containing active ingredient is thus present in the form of gas bubbles in the liquid. The active ingredient particles diffuse at the phase boundary of the gas bubbles into the liquid. The resulting dispersion is then separated in the separator 11 into a gas phase and a third dispersion of liquid and active ingredient. The liquid loaded with active ingredient is in turn discharged through discharge lines 15 and 16 or compressed in the compressor and returned to the mixer. The gas which has been separated off is returned upstream of the compressor 2 for reuse as fluid gas.

EXAMPLE 1

About 5 g of β -carotene were introduced into a temperature-controllable autoclave with a capacity of 250 ml. An N_2O stream (250 bar - 0.8 kg per hour) was preheated to 45°C and passed into the autoclave. The N_2O stream loaded with carotene was then fed through a thermostated line to a mixing nozzle. The gas stream was there dispersed in an aqueous solution which contained 3.8 % by weight of gelatin. During this the temperature was 45°C and the pressure was 250 bar. The dispersion subsequently passed through a holdup section where the gas completely dissolved in the aqueous solution. Finally,

the dispersion was decompressed in a separator, and the desorbed gas was separated from the solution. The liquid was subsequently compressed again to 250 bar and returned to the mixing nozzle. The particle size of the carotene contained in the final product was
5 distinctly below 1 μm .

EXAMPLE 2

As in Example 1, about 5 g of β -carotene were introduced into an autoclave. An N_2O stream (45°C, 250 bar, 0.8 kg per hour) was passed through the autoclave; the gas loaded with carotene was
10 dispersed as in Example 1 in an aqueous solution which contained 3.8 % by weight of gelatin. No decompression took place. After intimate mixing of the compressed gas with the aqueous solution in the holdup section, the compressed gas was separated off in a phase separator. The aqueous solution was conveyed back to the mixing nozzle. Since
15 no decompression took place, the circulated liquid was always saturated with N_2O , so that the compressed gas was unable to dissolve in the aqueous solution. Samples of the aqueous solution taken from the circulation and thereby decompressed consisted of a dispersion of carotene particles which particle size was distinctly below 1 μm .

EXAMPLE 3

An N_2O stream loaded with β -carotene was produced as in the preceding examples. This was decompressed through a mixing nozzle into an aqueous solution which was conveyed under atmospheric pressure at 700 l per hour and contained 3.8 % by weight of gelatin.
25 The resulting dispersion was subsequently separated in a separator into a gas phase and a liquid loaded with active ingredient. The liquid phase, which assumed a yellow-orange color, was returned to the mixing nozzle. The particle size of the carotene dispersed therein was once again below 1 μm .

Definition

The term, "comprises" or "comprising", when used in this specification is taken to specify the presence of stated features, integers, steps or components 5 but does not preclude the presence or addition of one or more other features, integers, steps, components or groups thereof.

5

6

7


8

THE CLAIMS DEFINING THE INVENTION ARE AS FOLLOWS:

1. A process for preparing active ingredient dispersions, which comprises dissolving an active ingredient in a fluid gas, essentially completely dissolving the fluid gas loaded with active ingredient in a liquid which is a non-solvent for the active ingredient, then decompressing the liquid mixture and thus separating the gas from the liquid loaded with active ingredient.

2. A process as claimed in claim 1, wherein part of the liquid loaded with active ingredient which has been separated off is reused as liquid for dissolving the fluid gas.

3. A process as claimed in claim 2, wherein the solution is not completely decompressed to atmospheric pressure on decompression so that the reused liquid loaded with active ingredient is preloaded with the fluid gas.



4. A process for preparing active ingredient dispersions, which comprises dissolving an active ingredient in a fluid gas, dispersing the fluid gas loaded with active ingredient in a liquid saturated with this gas to form a first dispersion of liquid and fluid gas loaded with active ingredient, passing the first dispersion through a holdup section to form a second dispersion of liquid loaded with active ingredient and fluid gas, separating the second dispersion by decompression into a gas phase and a third dispersion of liquid and active ingredient, and reusing the third dispersion in part to form the first dispersion with the fluid gas.



5. A process as claimed in any of the preceding claims, wherein the gas which has been separated off is recycled and reused as fluid gas to dissolve the active ingredient.



6. A process as claimed in any of the preceding claims, wherein the active ingredient consists of a mixture of a plurality of active ingredients.

7. A process as claimed in any of the preceding claims, wherein dyes, vitamins, carotenoids, polymers, liposomes, drugs or crop protection agents, in particular proteins or peptides, are used as active ingredient.

8. A process as claimed in any of the preceding claims, wherein CO₂, N₂O, ethylene, propane, H₂O, NH₃, hydrocarbons, alcohols or mixtures of these substances are used as fluid gas.

9. A process as claimed in any of the preceding claims, wherein water or organic solvents, preferably with additions of surfactants, polymers, celluloses, dextrans or proteins such as gelatin and/or emulsifiers are used as liquid.

10. An apparatus for carrying out the process as claimed in any of the preceding claims, which comprises an extractor to dissolve an active ingredient in a fluid gas, a mixer which is connected via a line to the extractor to dissolve the fluid gas loaded with active ingredient in a liquid, which is fed to the mixer via a line, a holdup section which is connected to a separator in which the gas is separated from the liquid containing active ingredient, a discharge line for the gas which has been separated off, and a discharge line for the liquid which has been separated off from the separator, and a return line for part of the liquid which has been separated off to the mixer.

11. An apparatus as claimed in the preceding claim, having a decompression valve between the holdup section and the separator.

12. An apparatus as claimed in either of the preceding claims, wherein the line returns the gas which has been separated off from the separator to the extractor.



13. A process for preparing active ingredient dispersions, said process being substantially as hereinbefore described with reference to any one of the examples and/or any one of Figures 1 to 4.

DATED this 12th day of March, 1999.

BASF AKTIENGESELLSCHAFT

WATERMARK PATENT & TRADEMARK ATTORNEYS
UNIT 1 THE VILLAGE
RIVERSIDE CORPORATE PARK
39-117 DELHI ROAD
NORTH RYDE NSW 2113
AUSTRALIA

LCG:PJM:GL DOC 026 AU4047195.WPC

