



- (51) International Patent Classification:
A41B 13/06 (2006.01)
- (21) International Application Number:
PCT/US2018/033268
- (22) International Filing Date:
17 May 2018 (17.05.2018)
- (25) Filing Language: English
- (26) Publication Language: English
- (30) Priority Data:
62/507,742 17 May 2017 (17.05.2017) US
- (71) Applicant: SWADDLEDESIGNS, LLC [US/US]; 500 Andover Park East, Seattle, WA 98188 (US).
- (72) Inventors: DAMIR, Lynette; 500 Andover Park East, Seattle, WA 98188 (US). DAMIR, Jeffrey; 500 Andover Park East, Seattle, WA 98188 (US).
- (74) Agent: DUGAN, Benedict, R.; Lowe Graham Jones PLLC, 701 Fifth Avenue, Suite 4800, Seattle, WA 98104 (US).
- (81) Designated States (unless otherwise indicated, for every kind of national protection available): AE, AG, AL, AM, AO, AT, AU, AZ, BA, BB, BG, BH, BN, BR, BW, BY, BZ, CA, CH, CL, CN, CO, CR, CU, CZ, DE, DJ, DK, DM, DO, DZ, EC, EE, EG, ES, FI, GB, GD, GE, GH, GM, GT, HN, HR, HU, ID, IL, IN, IR, IS, JO, JP, KE, KG, KH, KN, KP,

KR, KW, KZ, LA, LC, LK, LR, LS, LU, LY, MA, MD, ME, MG, MK, MN, MW, MX, MY, MZ, NA, NG, NI, NO, NZ, OM, PA, PE, PG, PH, PL, PT, QA, RO, RS, RU, RW, SA, SC, SD, SE, SG, SK, SL, SM, ST, SV, SY, TH, TJ, TM, TN, TR, TT, TZ, UA, UG, US, UZ, VC, VN, ZA, ZM, ZW.

- (84) Designated States (unless otherwise indicated, for every kind of regional protection available): ARIPO (BW, GH, GM, KE, LR, LS, MW, MZ, NA, RW, SD, SL, ST, SZ, TZ, UG, ZM, ZW), Eurasian (AM, AZ, BY, KG, KZ, RU, TJ, TM), European (AL, AT, BE, BG, CH, CY, CZ, DE, DK, EE, ES, FI, FR, GB, GR, HR, HU, IE, IS, IT, LT, LU, LV, MC, MK, MT, NL, NO, PL, PT, RO, RS, SE, SI, SK, SM, TR), OAPI (BF, BJ, CF, CG, CI, CM, GA, GN, GQ, GW, KM, ML, MR, NE, SN, TD, TG).

Published:

- with international search report (Art. 21(3))
- before the expiration of the time limit for amending the claims and to be republished in the event of receipt of amendments (Rule 48.2(h))

(54) Title: SWADDLING DEVICE

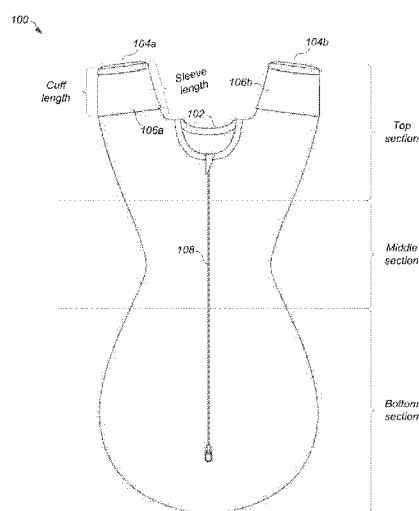


Fig. 1A

(57) Abstract: A swaddling device is described. The swaddling device is Y-shaped pod shaped and configured to substantially enclose a baby. The device includes sleeves having at their ends foldover mitten cuffs or similar selectively openable fasteners. The cuffs allow a caregiver to expose the hand or hands of the baby so as to provide skin-to-skin contact. Alternatively, the caregiver can close the cuffs if scratching is a concern. The device is shaped to provide support and snugness for the baby in its mid-section, while also providing sufficient space for hips and knees to flex. The design of the Swaddle Sack with swaddle snugness provides support and partial suppression of the Moro Reflex without arm restraints and allowing sufficient range of motion for baby's upper section which will reduce risk of suffocation for baby in the event that baby rolls over to prone position, because baby will be able to use his or her arms to reposition his or her head to get access to air.



SWADDLING DEVICE

PRIORITY CLAIM

[0001] This application claims the benefit of priority from U.S. Provisional Patent Application No. 62/507,742, entitled "SWADDLING DEVICE," filed on May 17, 2017, the entire content of which is incorporated herein by reference in its entirety.

TECHNICAL FIELD

[0002] The present disclosure relates to a swaddling device for infants.

BACKGROUND

[0003] Typical prior art swaddling devices do not allow a baby to have skin-to-skin access to his or her hands. An example prior swaddling pod design that prevents baby from accessing his or her hands is described in U.S. Patent No. 8,607,364. This prior swaddling pod design, which prevents access to baby's hands to suck and self-soothe, is not in baby's best interest, because it is very important for baby to have access to its hands.

[0004] Another example prior swaddling pod design is described in U.S. Patent No. 9,179,711. The described design is a sleeping sack that allows baby to suck on its hands through the fabric of the sack, but without direct skin-to-skin access. This prior swaddling pod design, which requires baby to suck through the fabric, is not ideal or in baby's best interest, because skin-to-skin contact is more natural. In addition, if baby is sucking on fabric then baby will be ingesting residual detergent or fabric softeners on the fabric after washing and drying the garment.

[0005] In addition, other prior art swaddling device designs restrain baby's arms with a large wrap feature, typically including a hook-and-loop fastener. Such designs can be dangerous, because if baby rolls over and lands face down on the sleeping surface or mattress, the arm restraints will restrict baby's movements and prevent baby from lifting his or her upper body to reposition head and get access to air.

BRIEF DESCRIPTION OF THE DRAWINGS

[0006] Figs. 1A and 1B are line drawings showing front and rear views of a swaddling device according to a first embodiment, where its cuffs are in an open position.

[0007] Figs. 2A and 2B are line drawings showing front and rear views of the swaddling device according to the first embodiment, where its cuffs are in a closed position.

[0008] Figs. 3A and 3B are line drawings showing front and rear views of a swaddling device according to a second embodiment, where its cuffs are in an open position.

[0009] Figs. 4A and 4B are line drawings showing front and rear views of the swaddling device according to the second embodiment, where its cuffs are in a closed position.

[0010] Figs. 5A and 5B are images showing front and rear views of the swaddling device according to the first embodiment.

[0011] Figure 6 is a line drawing showing a baby in an example embodiment of the swaddling device.

[0012] Figure 7 is an image showing a baby in an example embodiment of the swaddling device.

DETAILED DESCRIPTION

[0013] Embodiments described herein provide a swaddling device, sometimes referred to as a Swaddle Sack. The Swaddle Sack is an innovative swaddle pod, wearable blanket, sleeping sack with uniquely modified and shaped sleeves with foldover mitten cuffs to allow baby to have full access to hands to self-soothe, and the design supports multiple natural arm position options for baby.

[0014] The Swaddle Sack innovative design provides the support of a swaddle with the benefits of ease of use for the caregiver. The Swaddle Sack includes foldover mitten cuffs, an important innovation that allows the caregiver two options for providing baby access to his or her hands. In a first option, the Swaddle Sack allows the baby to have skin-to-skin (hand to mouth, hand to hand, hand to face) access to his or her hands via the foldover mitten cuffs in the open position. In a second option, the Swaddle Sack allows the hand opening to be closed via the foldover mitten cuff should the caregiver choose to do so, and baby can still bring hands to face for self-comfort.

[0015] The Swaddle Sack foldover mitten cuff feature is innovative and important because other available swaddling pod designs do not allow baby to have skin-to-skin

access to his or her hands. As discussed above, prior art swaddling pods, swaddling wraps, and similar devices do not allow for skin-to-skin contact with baby's hands. In contrast, in the open cuff position, the Swaddle Sack provides ample opportunity for baby to access and experience skin-to-skin contact with his or her hands.

[0016] The Swaddle Sack foldover mitten cuff feature is further innovative because other available sleeping sack designs with open arm holes and a swaddling wrap include a swaddling wing with extremely strong hook-and-loop fasteners as arm restraints that restrict baby's ability to use his or her arms, which can be very dangerous for an older baby. Such swaddling wings or wraps can be dangerous because if baby rolls over and lands face down on the sleeping surface or mattress, the arm restraints will restrict baby's movements and prevent baby from lifting his or her upper body to reposition head and get access to air. In contrast, the Swaddle Sack allows freedom of arm movement, so that baby can successfully reposition his or her head should the baby turn face down.

[0017] This Swaddle Sack design is innovative and allows for supporting baby in a natural position with access to hands. It is very important for baby to be able to self-soothe and suck on his or her hands to communicate to caregiver that baby is hungry and ready to feed. Sucking vigorously on hands is a sign of hunger and the first baby cue. Crying is a late sign of hunger. Infant researchers and infant specialists believe the first communication between baby and caregiver is important, so the caregiver can respond appropriately and feed baby on this cue. This early act of cue met by feeding establishes trust, the foundation of healthy relationships. Lactation specialists believe this baby cue is important for breastfeeding mothers to help establish breastfeeding, milk let down and supply, and baby led feeding routines. Sucking on hands also helps the maturation of the infant's gastrointestinal tract, maturation of hand control, and also provides comfort to the baby. Sucking is the most organizing behavior to the baby, and helps with sleep/wake control. Additionally, babies have many nerve endings on their hands and around their mouth by which they learn, comfort, and communicate.

[0018] Prior designs allowed baby to suck on hands by sucking through the fabric, but baby care and lactation experts agree that it is important for baby to have direct skin-to-skin access to hands without a layer of fabric. In addition, given the risk that detergent and chemicals may be in the fabric after washing, it is safer and preferred for the baby

to not suck on the fabric, which will minimize exposure and risk related to detergent and chemicals in the fabric.

[0019] The Swaddle Sack is designed to provide support as baby transitions from swaddling with arms fully restrained to a wearable blanket with no arm coverings and no sleeves, and the Swaddle Sack allows for a higher range of motion for baby's arms than prior swaddling device designs with arm restraints, so in the scenario where baby rolls over and lands in a facedown position on the sleeping surface, the Swaddle Sack upper section will allow baby's arms range-of-motion ("ROM") such that baby will be able to use his or her arms to lift its torso and reposition its head to get access to air.

[0020] Caregivers are strongly advised by the American Academy of Pediatrics to stop using a swaddling blanket or other swaddling device when baby shows signs of attempting to roll over or if baby can roll over, but there is always the risk that baby will roll over for the first time when baby is alone in a crib. Unfortunately, many caregivers do not follow the advice of the AAP, because when baby is ready to roll over, the caregiver may feel that baby is not ready for a loose-fitting, sleeveless wearable blanket. The design of the Swaddle Sack with swaddle snugness provides support and partial suppression of the Moro Reflex without arm restraints and includes sufficient ROM for baby's upper body which will reduce risk of suffocation for baby, in the event that baby rolls over to prone position, because baby will be able to use his or her arms to reposition his or her head to get access to air. The Swaddle Sack is the missing link in the newborn safe sleep care pathway and will be a safer option that will reduce the likelihood that parents will extend the use of swaddling devices with arm restraints that put baby at risk of accidental death from suffocation when baby unexpectedly rolls over, especially during the age of 3-4 months, when the risk of SIDS and SUIDS is highest.

[0021] In addition, the Swaddle Sack is designed to provide room for baby's hips and knees in the up and out position (flexed and abducted) and provide range of motion for baby's legs as recommended by the International Hip Dysplasia Institute while still providing support.

[0022] Figs. 1A, 1B, 2A, and 2B are line drawings showing various views and configurations of a swaddling device 100 according to a first embodiment. The swaddling device 100 includes a neck opening 102, a first sleeve 104a, a second sleeve 104b, and a 2-way zipper 108 to allow ingress and egress for a baby.

[0023] Each sleeve 104 includes a corresponding foldover mitten cuff 106 (“foldover cuff” or “cuff”). Each foldover cuff 106 is selectively openable by a caregiver. Figs. 1A and 1B respectively show front and rear views of the device 100, with the cuffs 106 in the open position. In this position, the cuff 106 allows baby to extend a hand through the sleeve opening, thereby allowing baby to give baby cues and self-soothe by sucking on his or her hand(s).

[0024] Each cuff 106 is dimensioned so that when it is in the closed position, it is difficult if not impossible for the baby to open the cuff 106. As shown in Fig. 1A, each cuff 106 has a length that can be measured along a longitudinal axis of the corresponding sleeve. The cuff length is sufficiently long such that, when the cuff is closed, it forms a deep “pocket” that cannot easily be reversed by force applied to the end of the cuff by extension of the baby’s hand/arm. The deep pocket further prevents the baby from wriggling its hand through the layers of material in the closed cuff 106. In some embodiments, each cuff 106 has a length of at least 2.5 and preferably 2.75 inches.

[0025] The sleeves of the swaddle sack are also dimensioned to keep the baby’s hands closer to the baby’s head and body. As can be seen in Fig. 1A, the length of each sleeve, measured from the shoulder of the device 100 to the end of the sleeve 104, is relatively short in comparison to the arm length of a typical baby. In some embodiments, the sleeves are between 3.0 and 4.0 inches in length. The short sleeve length (along with other features discussed herein) allows the device 100 to function as a transitional product between a swaddling blanket or swaddling device with arm restraints (for a newborn baby) and a sleeveless wearable blanket. The sleeves provide some constraint for the baby’s arms, but not as much as would be provided by a swaddling blanket or a swaddling device which serves to lock down the baby’s arms.

[0026] The sleeves extend upwards in a Y-shaped configuration with the distal ends above the shoulder line of the swaddling device 100. As noted above, the shorter than standard sleeves provide resistance if arms are fully extended with mitten cuffs closed. The sleeve shape is contoured to follow the arm position of a baby sleeping in a natural position with hands above its head. The sleeves each allow sufficient room for baby’s arms and hands to be contained in the sleeve portion, thereby allowing baby to sleep in multiple natural positions including hands on chest, hands in-line with the shoulders with elbows by side of body, arms reaching above shoulders in the touchdown position. The

sleeves allow for limited movement, and provide suppression of arm movements related to the Moro Reflex.

[0027] Figs. 2A and 2B respectively show front and rear views of the device 100, with the cuffs 106 in the closed position. When the cuff 106 is in the closed position, it contains baby's hands in the sack to prevent the baby from extending his or her hands out of the sack for caregivers who are concerned with facial scratching. Note that in this and other embodiments, the foldover cuffs may be configured so that they are in the open position when folded from front to back (as shown) or so that they are in the open position when they are folded from back to front.

[0028] The swaddling device 100 is designed to support baby with swaddle-like support to suppress the Moro Reflex and allow baby to sleep on his or her back in a natural supported position with multiple arm position options, and enjoy the benefits of swaddling which include baby sleeps longer with fewer awakenings due to the Moro or startle reflex.

[0029] The swaddling device 100 includes three distinct sections or regions, each of which is optimized to provide one or more important functions or supports for the baby. In the bottom section (hips and legs), the device 100 is not tight around hips and legs, and allows hips and knees to flex, and provides ample room to move legs. In the middle section (torso), the device 100 is relatively snug to provide support around the mid-section, and tummy, which helps baby to feel secure. In the top section (chest, arms and hands), the device 100 is snug, but not overly tight, partially suppressing movements related to the Moro Reflex and allows for multiple arm position options for baby to sleep in a natural and comfortable position. Arm position options include: arms flexed and hands placed at mid-line inside the sack; arms-up and hands in-line with shoulders and inside the sack; arms-up and hands above the shoulders inside the sack; or arms-up and hands outside the sack and available to baby for skin-to-skin sucking for baby cues and to self-soothe.

[0030] Figs. 3A, 3B, 4A, and 4B are line drawings showing various views and configurations of a swaddling device 300 according to a second embodiment. The swaddling device 300 includes the same features as the device 100 describe above. In addition, the device 300 includes baby soft hook-and-loop application to sleeves and

chest region of the garment to secure the sleeves and arms at baby's mid-line with hands within reach of mouth.

[0031] As shown in Fig. 3A, the device 300 includes soft loop fasteners 302a and 302b, and soft hook fasteners 304a and 304b. This design option will put the baby in the traditional swaddle position with arms flexed, hands at mid-line, and hands up by face.

[0032] As with the first embodiment described above, this second embodiment allows for hands-in and hands-out configurations by way of foldover cuffs. Figs 3A and 3B respectively show front and rear views of the device with the cuffs in the open position. Figs. 4A and 4B respectively show front and rear views of the device 300 with the cuffs in the closed position. Note in Fig. 4A that the device 300 further includes a second pair of soft hook fasteners 302c and 302d, so that the baby's arms can be attached to its midline when the mitten cuffs are in the closed position. The fasteners 302c and 302d are concealed underneath the cuff fabric when the cuffs are in the open position, and thus are not visible in Fig. 3A.

[0033] A third embodiment (not shown) includes open weave mesh over the chest region in addition to the baby soft hook-and-loop application to sleeves and chest area. The open mesh allows for extra air flow to help reduce risk of overheating. This design variation includes baby soft hook-and-loop application to sleeves and chest region of the garment to secure the sleeves and arms at baby's mid-line with hands within reach of mouth. This design option will put the baby in the traditional swaddle position with arms flexed and hands at mid-line, and hands up by face. The third embodiment also provides for hands-in and hands-out configurations by way of foldover mitten cuffs.

[0034] Figs. 5A and 5B are photographs respectively showing a front and rear view of an example swaddling device 500. Here, the foldover cuffs are shown in the open position. This and other embodiments may be manufactured largely from a front and rear fabric panel, sewn together along the respective perimeters of the panels. The fabric panels are made from a soft and stretchy cotton or substantially cotton-based fabric. In some cases the fabric may include a synthetic elastic fiber, such as elastane.

[0035] Fig. 6 is a line drawing showing a baby 602 within a swaddling device 600 according to an example embodiment. Note that the baby's left hand is exposed, while its right hand is securely contained within the openable sleeve.

[0036] Fig. 6 also illustrates the relative dimensions of the top, middle, and bottom sections with respect to the size of the baby's body, shown in dashed lines inside of the device 600. In the top section, the sleeves and chest of the device 600 are relatively tight, so as to reduce and suppress upper body movements associated with the Moro Reflex. In the middle section, the device 600 is relatively snug about the baby's stomach region. The snugness in this region helps baby feel secure. In the bottom section, the device 600 is sufficiently spacious so as to allow baby's hips and knees to flex, while reducing and suppressing lower body movements associated with the Moro Reflex.

[0037] The top, middle, and bottom sections of the swaddling device are dimensioned to sizes that have been determined by the inventors to provide the advantages described above, including suppression of the Moro Reflex, hip health, and the like. In some embodiments, the middle section of the swaddling device has a circumference in the range 14-17 inches, where the circumference varies depending on whether the device is constructed for a preemie, newborn, or older baby size. The circumference of the middle section is designed to be 5-10% less than the circumference of the baby's stomach. The smaller circumference, coupled with the use of stretchy fabric construction, provides moderate constant pressure on the stomach of the baby.

[0038] In contrast to the dimensions of the middle section, the maximum circumference of the bulb-shaped bottom section may be in the range 21-26 inches. In relative terms, the maximum circumference of the bottom section is at least 40% larger than the average circumference of the middle section. In typical embodiments, the maximum circumference of the bottom section is about 50% larger than the average circumference of the middle section. In some embodiments, the middle section is substantially cylindrical in shape, in that its circumference does not vary by more than 10% throughout. In other embodiments, as seen in Fig. 1A, the middle section has a narrower waist than its top and bottom ends.

[0039] Fig. 7 is a photograph a baby within a swaddling device 700. Note that the baby's left hand is exposed, while its right hand is securely contained within the openable sleeve. Here, the device 700 allows the baby to obtain skin-to-skin contact by placing its hand in or about its mouth.

[0040] While embodiments of the invention have been illustrated and described, as noted above, many changes can be made without departing from the spirit and scope of the invention. Accordingly, the scope of the invention is not limited by the above disclosure.

Claims

1. A swaddling device, comprising:

a one-piece sack that has a top section, a middle section, and a bottom section, wherein the sack is configured to substantially enclose a baby, wherein the one-piece sack includes:

a neck opening;

a first sleeve portion positioned on a first side of the neck opening; and

a second sleeve portion positioned on a second side of the neck

opening,

wherein the first and second sleeve portions extend upwards in a Y-shaped configuration with the distal ends above the shoulder line of the swaddling device,

wherein each of the first and the second sleeve portion have a distal end that is selectively openable by a caregiver, such that when the distal end is in an open position, a hand of the baby is exposed, and when the distal end is in a closed position, the hand of the baby is enclosed within the sleeve portion, and

wherein the one-piece sack partially restricts movement of the baby and thereby suppresses the Moro Reflex, while also snugly enveloping the stomach of the baby and thereby providing constant moderate pressure thereto.

2. The swaddling device of claim 1, wherein each of the first and the second sleeve portion includes a foldover mitten cuff that is selectively openable by the caregiver, wherein the cuff is opened by turning material of the sleeve portion back on itself to allow access to the interior of the sleeve portion.

3. The swaddling device of claim 2, wherein each foldover mitten cuff is at least 2.5 inches in length, measured along a longitudinal axis of the corresponding sleeve portion.

4. The swaddling device of claim 1, wherein the middle section has an average circumference that is smaller than an average circumference of the bottom section, such that the middle section snugly envelops the stomach of the baby and thereby provides

constant moderate pressure, and such that the bottom section provides room for the baby to flex its knees and hips while limiting the range of motion and providing partial suppression of the Moro Reflex.

5. The swaddling device of claim 1, wherein the middle section has an average circumference that is 5-10% less than the circumference of the baby's stomach and provides moderate constant pressure on baby's stomach, wherein the bottom section has an average circumference that is 50% greater than the circumference of the middle section.

6. The swaddling device of claim 1, wherein the bottom section has an average circumference that is 50 percent greater than an average circumference of the middle section.

7. The swaddling device of claim 1, wherein the top section partially suppresses arm movements related to the Moro Reflex that further allows sufficient range of motion for baby to use his or her arms when prone to lift his or her torso and reposition his or her head.

8. The swaddling device of claim 1, wherein the sleeve portions each have a sleeve length shorter than a standard long sleeve to provide resistance if arms are fully extended with mitten cuffs closed, wherein the sleeve shape is contoured to follow the arm position of a baby sleeping in a natural position with hands above its head, wherein the sleeve portions allow sufficient room for baby's arms and hands to be contained in the sleeve portion thereby allowing baby to sleep in multiple natural positions including hands on chest, hands in-line with the shoulders with elbows by side of body, arms reaching above shoulders in the touchdown position, and wherein the sleeves allow for limited movement, and provide suppression of arm movements related to the Moro Reflex.

9. The swaddling device of claim 1, wherein the first and second sleeve portions extend upwards in a Y-shaped configuration with the distal ends above the shoulder line

of the swaddling device, and wherein the sleeve portions each have a sleeve length shorter than a standard long sleeve to allow baby to easily access and place his or her hands in mouth when the mitten cuffs are open.

10. The swaddling device of claim 1, wherein the one-piece sack includes a two-way zipper that provides ingress for the baby into the sack and egress for the baby out of the sack.

11. The swaddling device of claim 10, wherein the zipper runs from the neck opening downward through the middle section of the sack and to the bottom section of the sack.

12. The swaddling device of claim 1, wherein the one-piece sack is made using a soft and stretchy cotton fabric, and wherein a front side of the one-piece sack includes an open weave mesh panel for enhanced airflow.

13. The swaddling device of claim 12, wherein the fabric includes a synthetic elastic fiber.

14. The swaddling device of claim 1, wherein the sack includes at least one hook and loop fastener portion, and wherein each of the sleeve portions includes a hook and loop fastener portion that can be removably attached to a corresponding one of the at least one hook and loop fastener portion of the sack, such that an arm of the baby can be attached to the sack at about the midline of the baby with the hand in reach of the mouth of the baby.

15. The swaddling device of claim 1, wherein the sack is formed from a top panel and a bottom panel, wherein each panel is a continuous piece of fabric.

16. A swaddling device, comprising:
a sack that is configured to enclose a baby, wherein the sack includes a top section, a middle section, and a bottom section;

wherein the middle section has a circumference sized to snugly envelope the stomach of the baby and thereby provide constant moderate pressure;

wherein the bottom section has a circumference that is larger than the circumference of the middle section, such that the baby can flex its hips and knees, while partially restricting movement of the legs;

wherein the top section includes a first sleeve and a second sleeve that each have a distal end that is selectively openable, such that when the distal end is in an open position, a hand of the baby is exposed, and when the distal end is in a closed position, the hand of the baby is enclosed within the sleeve;

wherein the first and second arm are oriented pointing upwards and away from the shoulders of the baby; and

wherein the top section partially restricts the movement of the arms of the baby and thereby suppresses arm movements and startles related to the Moro Reflex while providing sufficient range of motion to allow the baby the use of its arms when in prone position and allows baby to lift its torso to reposition its head.

17. The swaddling device of claim 16, wherein the middle section has an average circumference that is 5-10% less than the circumference of the baby's stomach and provides moderate constant pressure on baby's stomach, wherein the bottom section has an average circumference that is 50% greater than the circumference of the middle section.

18. The swaddling device of claim 16, wherein the bottom section has an average circumference that is 50 percent greater than an average circumference of the middle section.

19. The swaddling device of claim 16, wherein each of the first and the second sleeves includes a foldover cuff that is selectively openable, wherein the cuff is opened by turning material of the sleeve portion back on itself to allow access to the interior of the sleeve portion.

20. The swaddling device of claim 16, wherein the sack is made using a soft and stretchy fabric that is a blend of cotton and elastane.

1/12

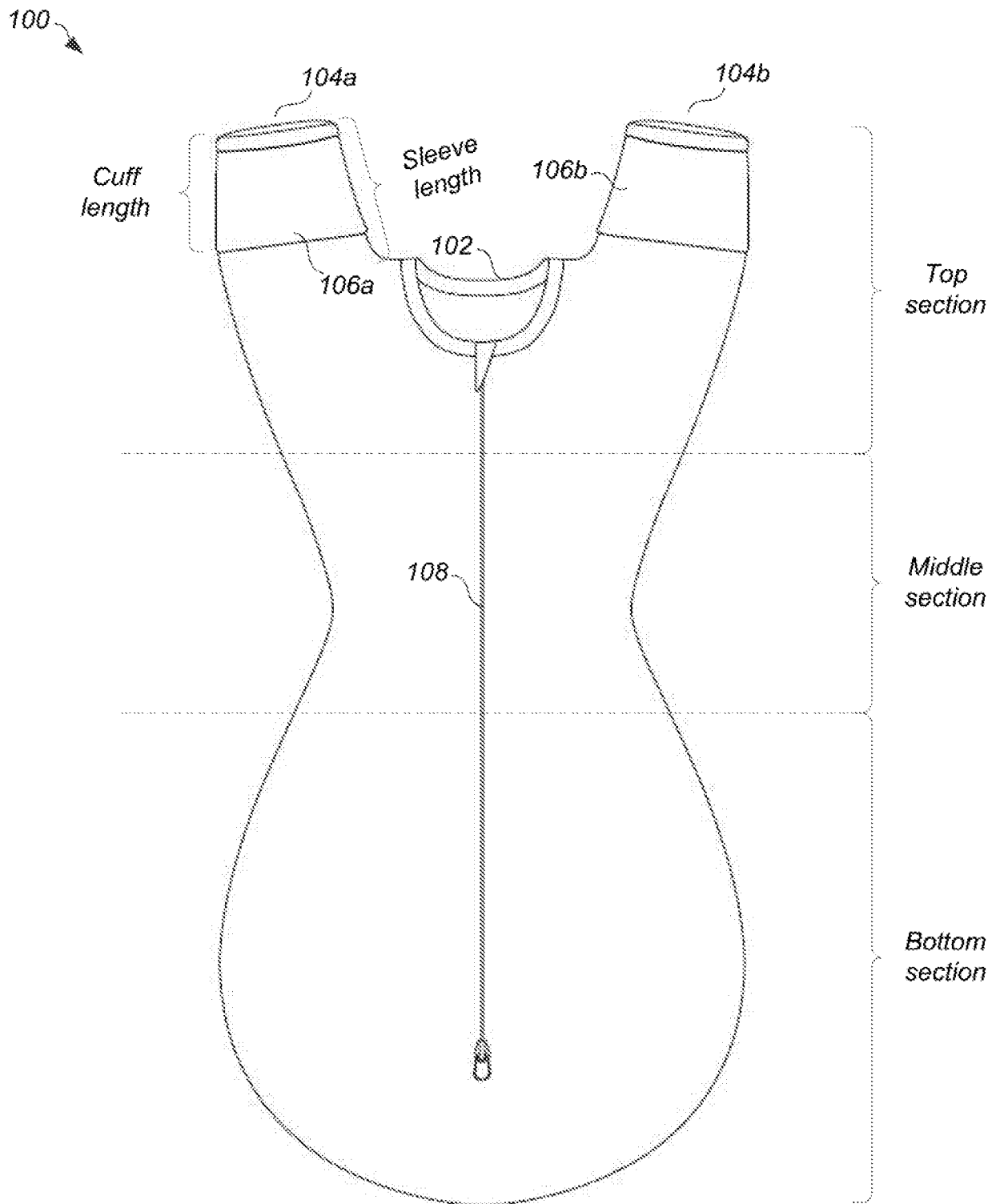


Fig. 1A

2/12

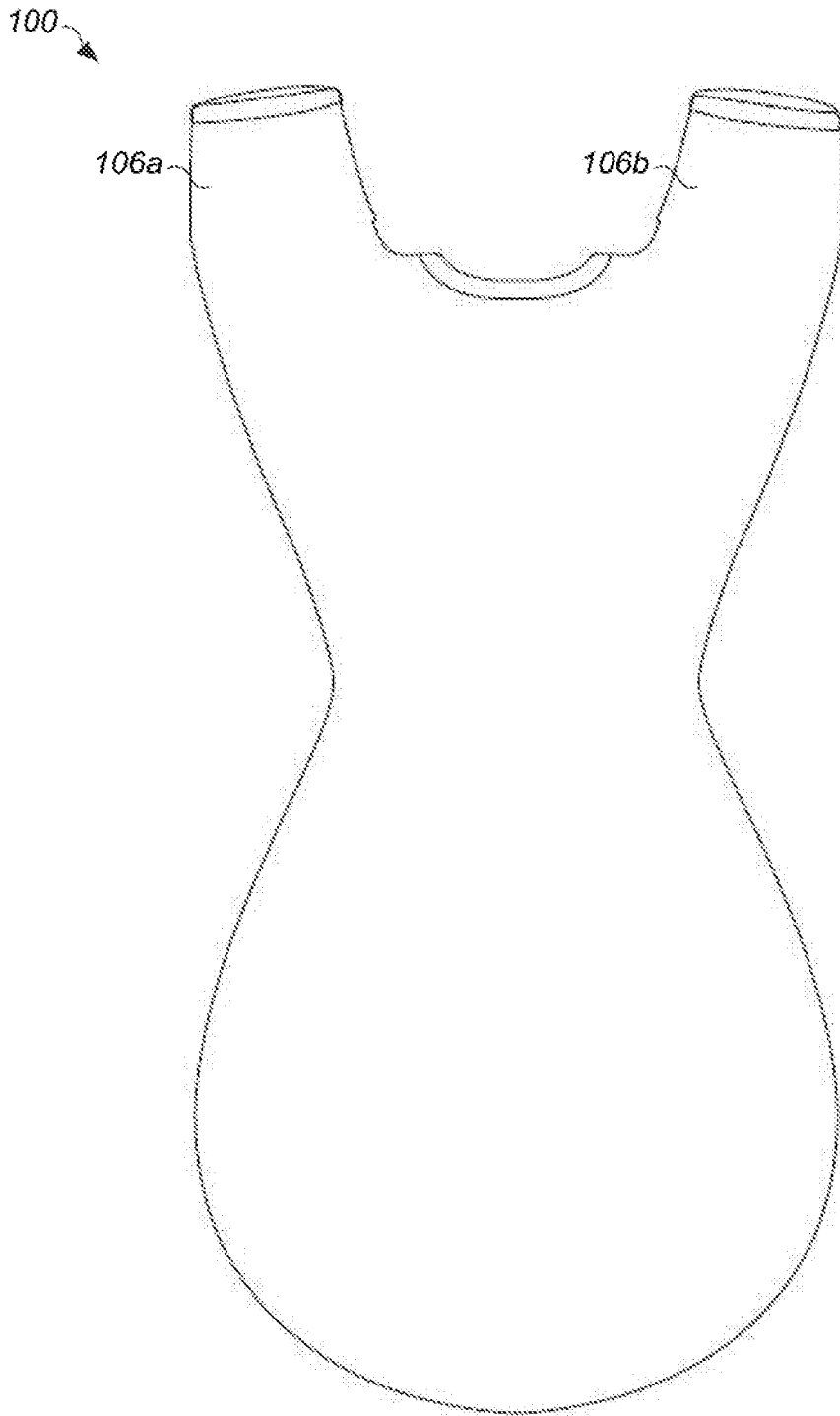


Fig. 1B

3/12

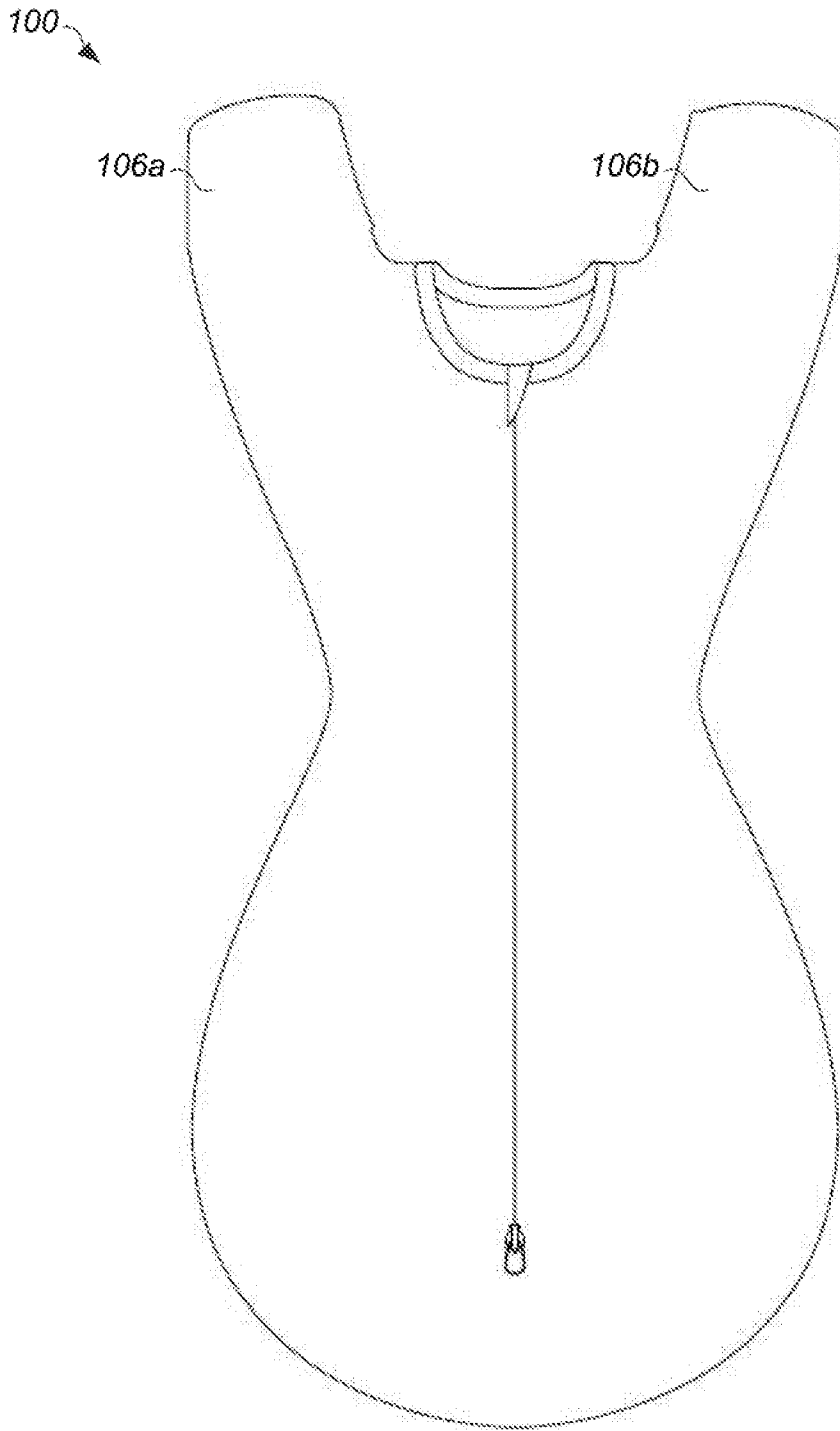


Fig. 2A

4/12

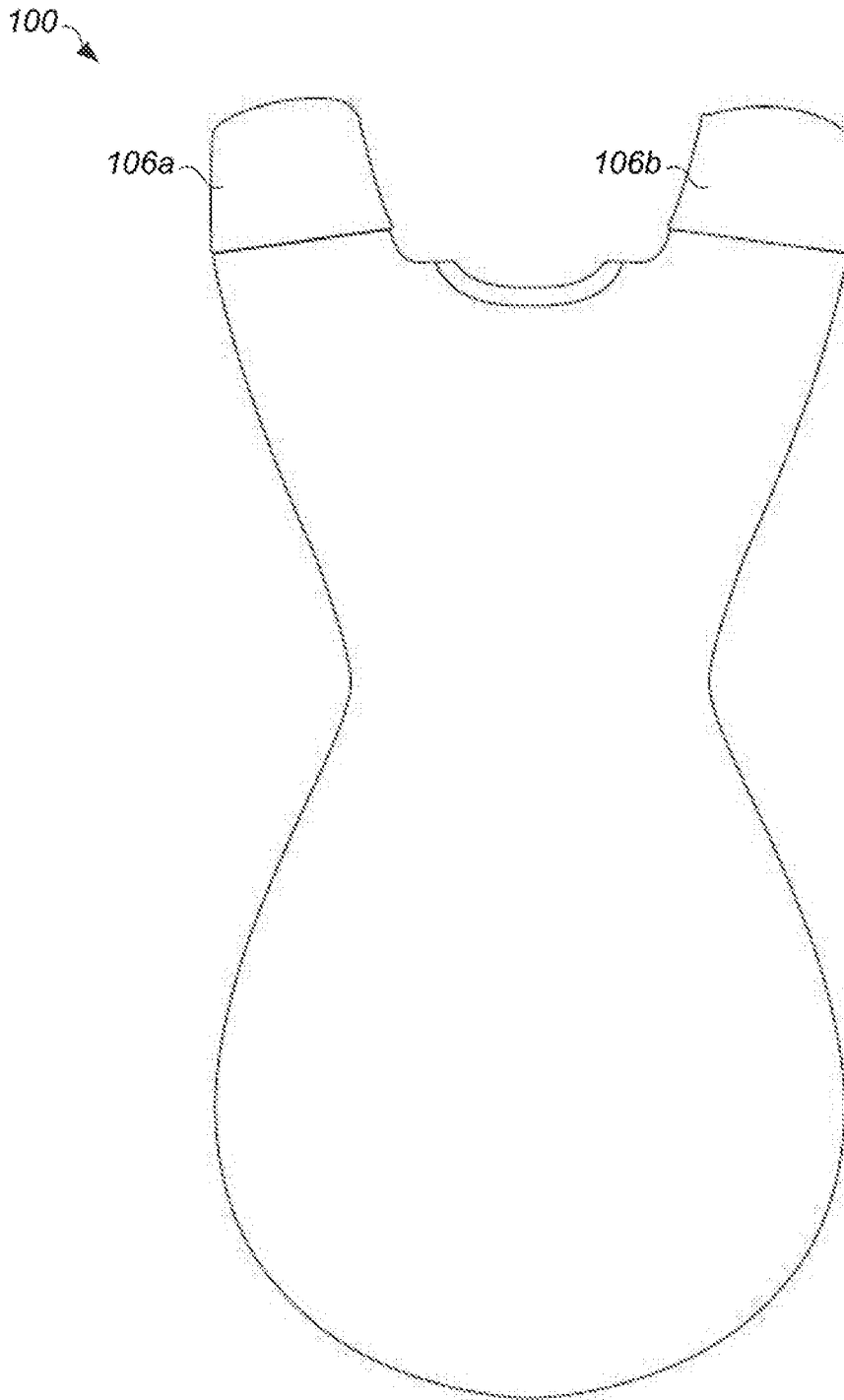


Fig. 2B

5/12

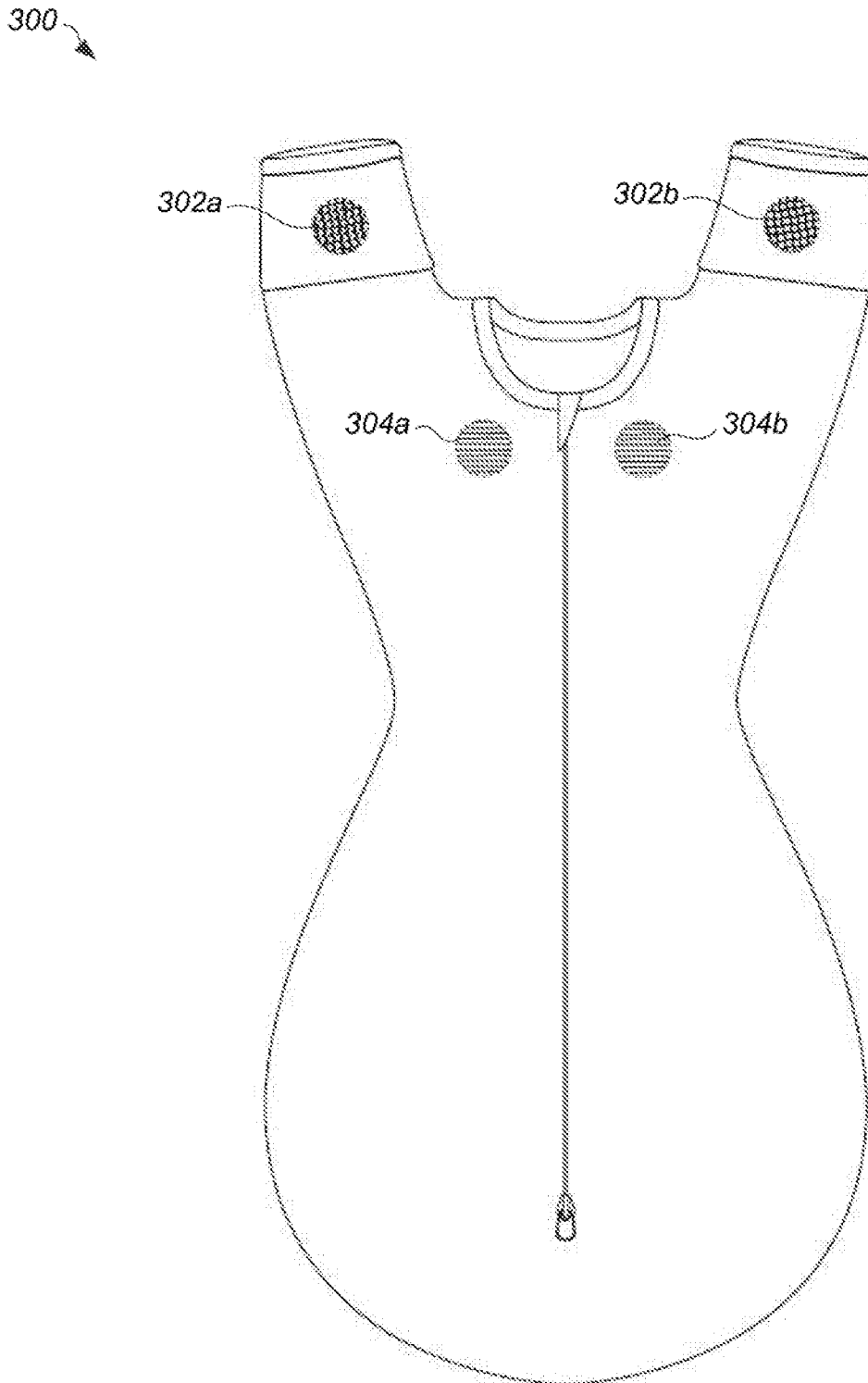


Fig. 3A

6/12

300 →

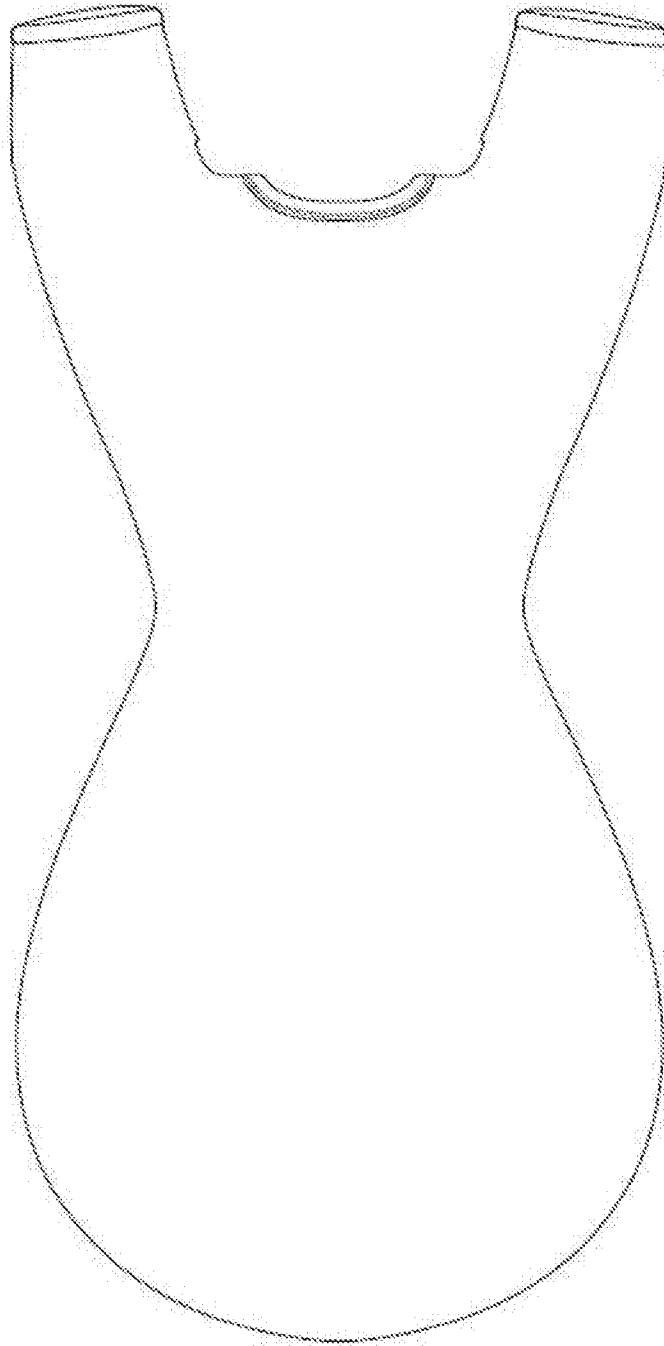


Fig. 3B

7/12

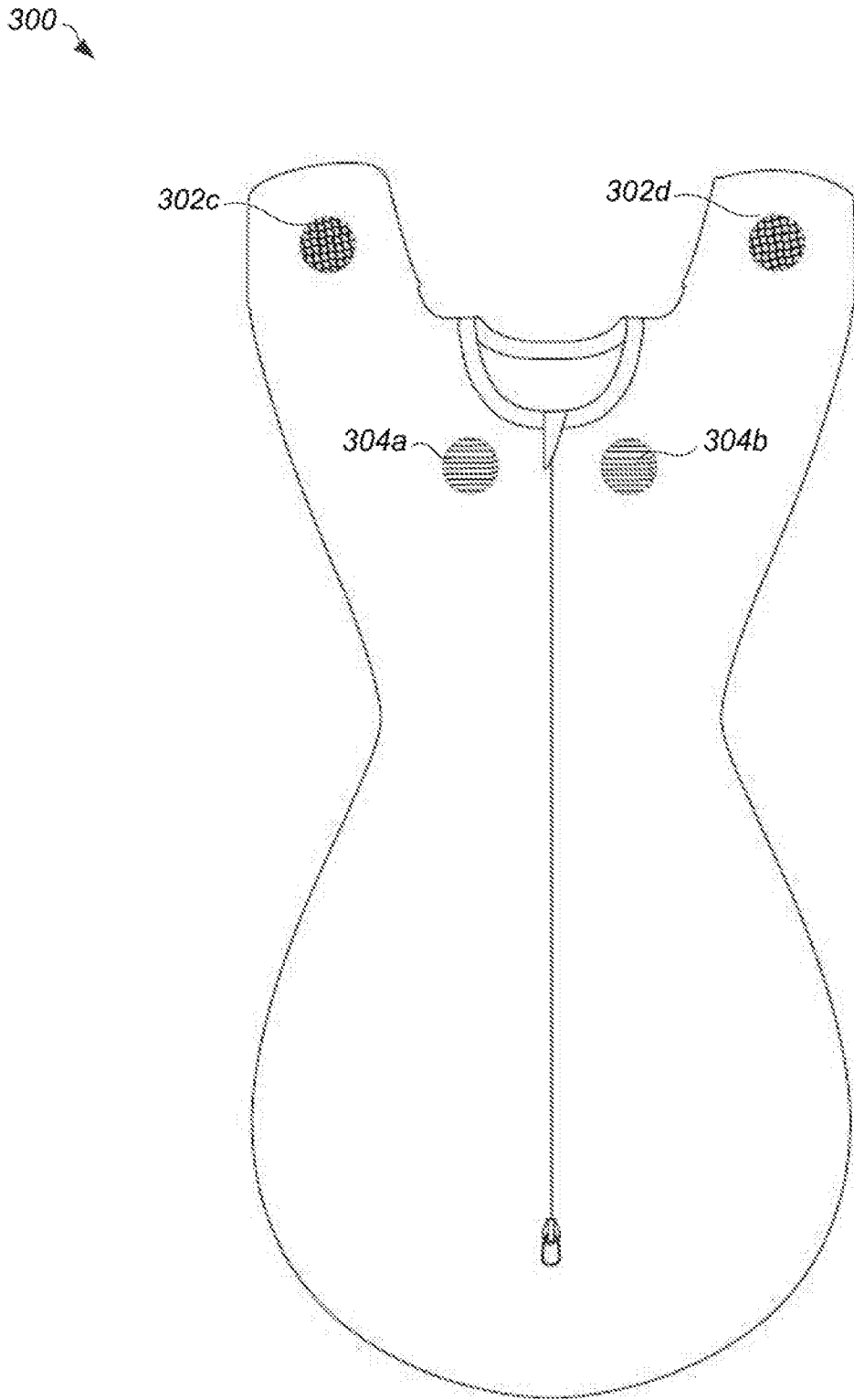


Fig. 4A

8/12

300

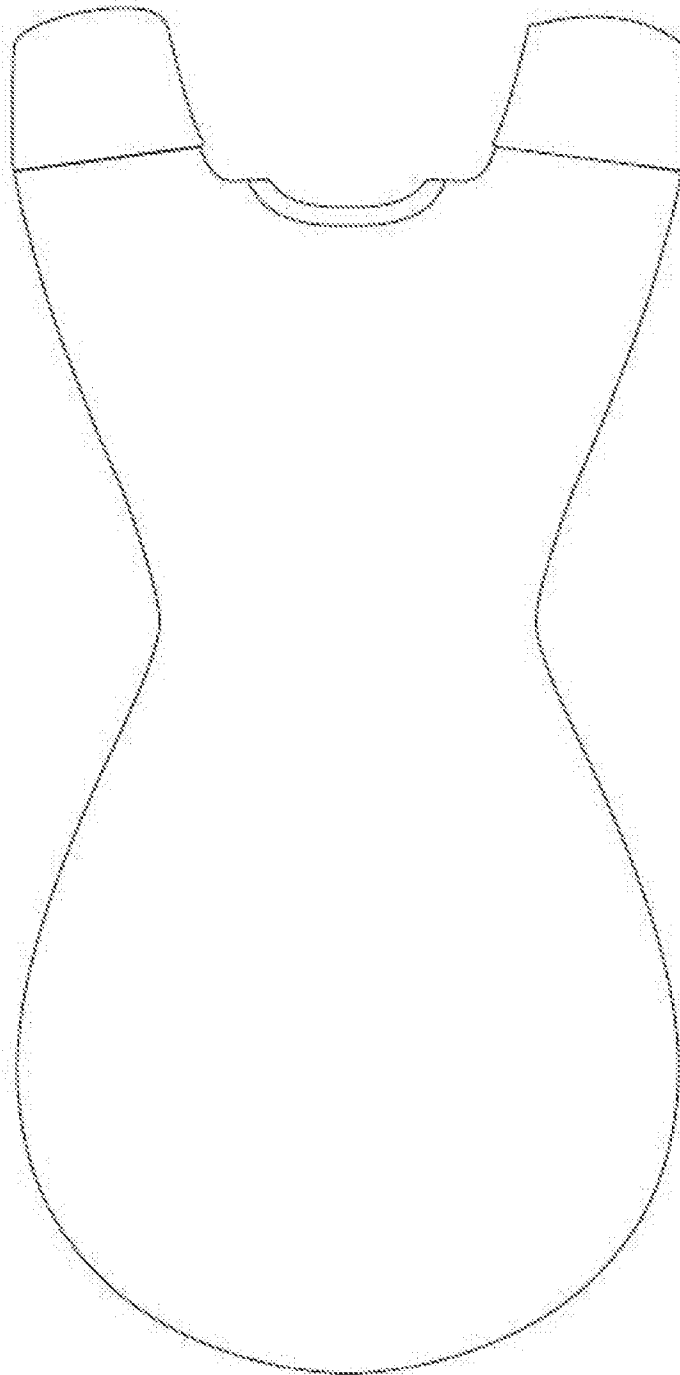


Fig. 4B

9/12

500




Fig. 5A

10/12

500



Fig. 5B

11/12

600

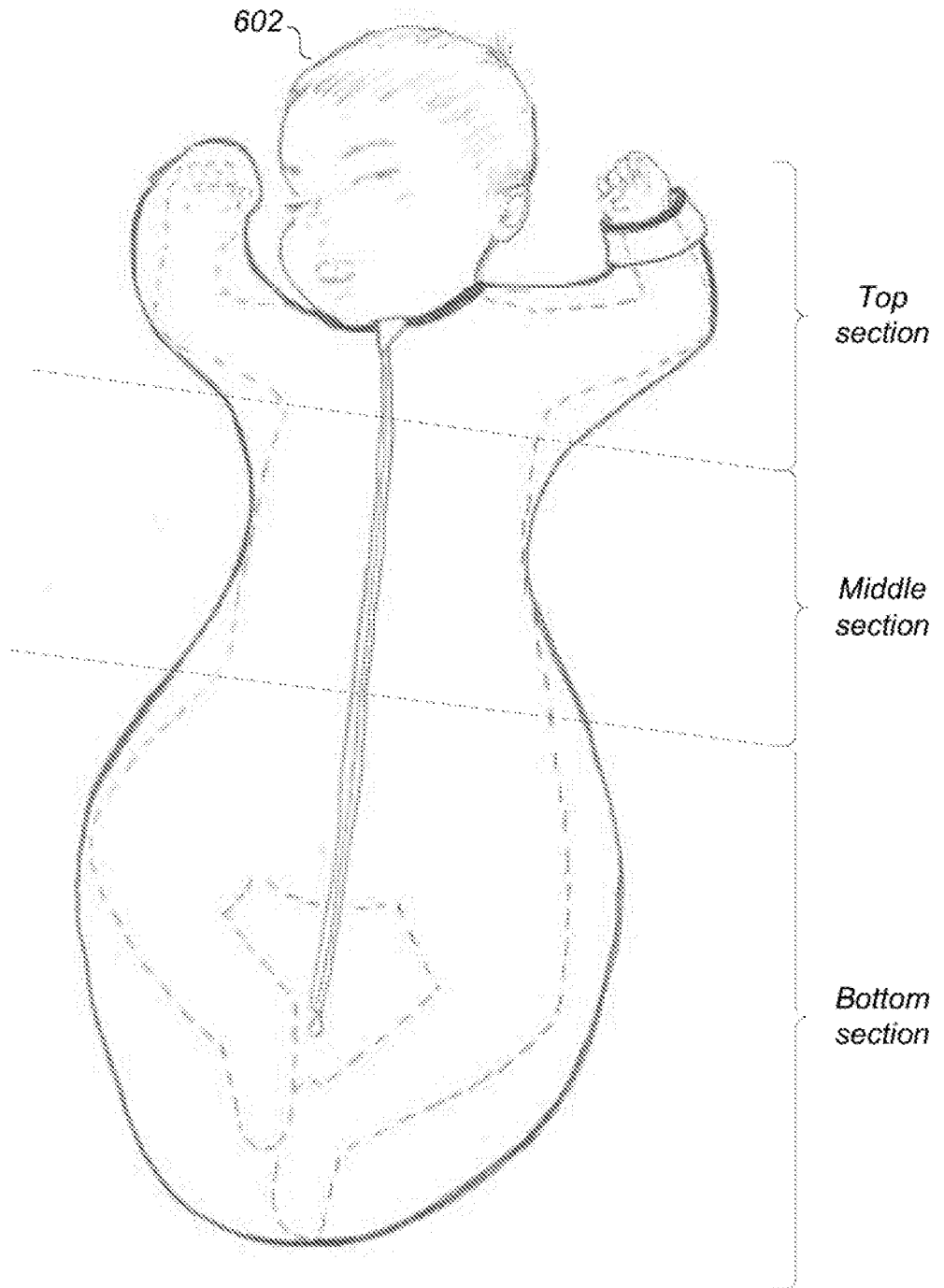


Fig. 6

12/12

700 →



Fig. 7

INTERNATIONAL SEARCH REPORT

International application No.

PCT/US 2018/033268

A. CLASSIFICATION OF SUBJECT MATTER				
<i>A41B 13/06 (2006.01)</i>				
According to International Patent Classification (IPC) or to both national classification and IPC				
B. FIELDS SEARCHED				
Minimum documentation searched (classification system followed by classification symbols)				
A41B 13/00-13/10				
Documentation searched other than minimum documentation to the extent that such documents are included in the fields searched				
Electronic data base consulted during the international search (name of data base and, where practicable, search terms used)				
PatSearch, esp@cenet, USPTO, Google				
C. DOCUMENTS CONSIDERED TO BE RELEVANT				
Category*	Citation of document, with indication, where appropriate, of the relevant passages	Relevant to claim No.		
A	US 9003564 B2 (JENNIFER WYNH) 14.04.2015	1-20		
A	US 9119423 B2 (THE ERGO BABY CARRIER, INC.) 01.09.2015	1-20		
<input type="checkbox"/> Further documents are listed in the continuation of Box C. <input type="checkbox"/> See patent family annex.				
* Special categories of cited documents: <table style="width: 100%; border: none;"> <tr> <td style="width: 50%; border: none;"> "A" document defining the general state of the art which is not considered to be of particular relevance "E" earlier document but published on or after the international filing date "L" document which may throw doubts on priority claim(s) or which is cited to establish the publication date of another citation or other special reason (as specified) "O" document referring to an oral disclosure, use, exhibition or other means "P" document published prior to the international filing date but later than the priority date claimed </td> <td style="width: 50%; border: none;"> "T" later document published after the international filing date or priority date and not in conflict with the application but cited to understand the principle or theory underlying the invention "X" document of particular relevance; the claimed invention cannot be considered novel or cannot be considered to involve an inventive step when the document is taken alone "Y" document of particular relevance; the claimed invention cannot be considered to involve an inventive step when the document is combined with one or more other such documents, such combination being obvious to a person skilled in the art "&" document member of the same patent family </td> </tr> </table>			"A" document defining the general state of the art which is not considered to be of particular relevance "E" earlier document but published on or after the international filing date "L" document which may throw doubts on priority claim(s) or which is cited to establish the publication date of another citation or other special reason (as specified) "O" document referring to an oral disclosure, use, exhibition or other means "P" document published prior to the international filing date but later than the priority date claimed	"T" later document published after the international filing date or priority date and not in conflict with the application but cited to understand the principle or theory underlying the invention "X" document of particular relevance; the claimed invention cannot be considered novel or cannot be considered to involve an inventive step when the document is taken alone "Y" document of particular relevance; the claimed invention cannot be considered to involve an inventive step when the document is combined with one or more other such documents, such combination being obvious to a person skilled in the art "&" document member of the same patent family
"A" document defining the general state of the art which is not considered to be of particular relevance "E" earlier document but published on or after the international filing date "L" document which may throw doubts on priority claim(s) or which is cited to establish the publication date of another citation or other special reason (as specified) "O" document referring to an oral disclosure, use, exhibition or other means "P" document published prior to the international filing date but later than the priority date claimed	"T" later document published after the international filing date or priority date and not in conflict with the application but cited to understand the principle or theory underlying the invention "X" document of particular relevance; the claimed invention cannot be considered novel or cannot be considered to involve an inventive step when the document is taken alone "Y" document of particular relevance; the claimed invention cannot be considered to involve an inventive step when the document is combined with one or more other such documents, such combination being obvious to a person skilled in the art "&" document member of the same patent family			
Date of the actual completion of the international search		Date of mailing of the international search report		
14 September 2018 (14.09.2018)		18 October 2018 (18.10.2018)		
Name and mailing address of the ISA/RU: Federal Institute of Industrial Property, Berezhkovskaya nab., 30-1, Moscow, G-59, GSP-3, Russia, 125993 Facsimile No: (8-495) 531-63-18, (8-499) 243-33-37		Authorized officer L. Sukhanovskaya Telephone No. 8 (495)-531-64-81		