



US00D424012S

**United States Patent** [19]  
**Gaytan**

[11] **Patent Number: Des. 424,012**  
[45] **Date of Patent: \*\* May 2, 2000**

[54] **CAB SHELL FOR PICKUP TRUCK**

*Attorney, Agent, or Firm*—Bracewell & Patterson, L.L.P.

[76] Inventor: **Juan Javier Gaytan**, Santa Rosalia 211  
Col. Valle de las Brisas C.P. 64790,  
Monterrey, N.L., Mexico

[57] **CLAIM**

The ornamental design for cab shell for pickup truck, as shown and described.

[\*\*] Term: **14 Years**

**DESCRIPTION**

[21] Appl. No.: **29/087,946**

FIG. 1 is an isometric view showing the ornamental design for a cab shell for pickup truck according to the present invention, with windows;

[22] Filed: **May 12, 1998**

FIG. 2 is a left side elevation view of the cab shell for pickup truck of FIG. 1.

[51] **LOC (7) Cl.** ..... **12-16**

[52] **U.S. Cl.** ..... **D12/404**

[58] **Field of Search** ..... D12/400, 401,  
D12/403-405; 296/185-186, 99.1, 103,  
156, 163, 210

The right side elevation view of the cab shell for pickup truck of FIG. 1 is identical/symmetrical to that of FIG. 2; FIG. 3 is a perspective view of the cab shell for pickup truck of FIG. 1;

[56] **References Cited**

**U.S. PATENT DOCUMENTS**

D. 212,469	10/1968	Kroll	.....	D12/404
D. 235,327	6/1975	Morris	.....	D12/404
D. 250,012	10/1978	Windecker et al.	.....	D12/401
D. 272,333	1/1984	Potterbaum et al.	.....	D12/401
D. 272,334	1/1984	Potterbaum et al.	.....	D12/401
D. 325,188	4/1992	Abele	.....	D12/401
D. 325,366	4/1992	Mansberger	.....	D12/401
D. 328,049	7/1992	Sturtevant	.....	D12/401
D. 328,062	7/1992	Burgess	.....	D12/401
D. 350,108	8/1994	Blanchard	.....	D12/401
D. 383,432	9/1997	Starr et al.	.....	D12/404
D. 387,029	12/1997	Heinemann	.....	D12/404
D. 399,817	10/1998	Lund et al.	.....	D12/404
D. 403,652	1/1999	Starr et al.	.....	D12/404
4,496,184	1/1985	Byrd et al.	.....	296/99.1 X

FIG. 4 is a left side elevation view of the cab shell for pickup truck of FIGS. 1 and 2, without windows;

The ride side elevation view of the cab shell for pickup truck of FIG. 4 is identical/symmetrical to that of FIG. 4;

FIG. 5 is an isometric view of the cab shell for pickup truck of FIG. 4;

FIG. 6 is a rear elevation view of the cab shell for pickup truck of FIG. 1; and,

FIG. 7 is a top plan view of the cab shell for pickup truck of FIG. 1.

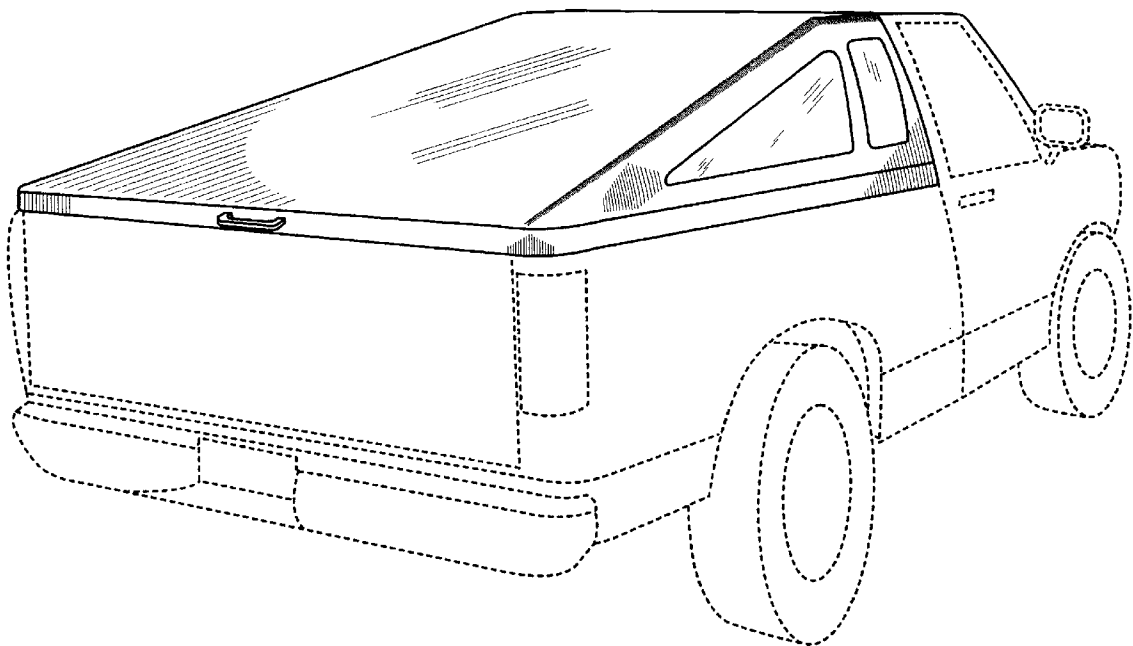
The front elevation view of the cab shell for pickup truck of FIG. 1 is plain and unornamented.

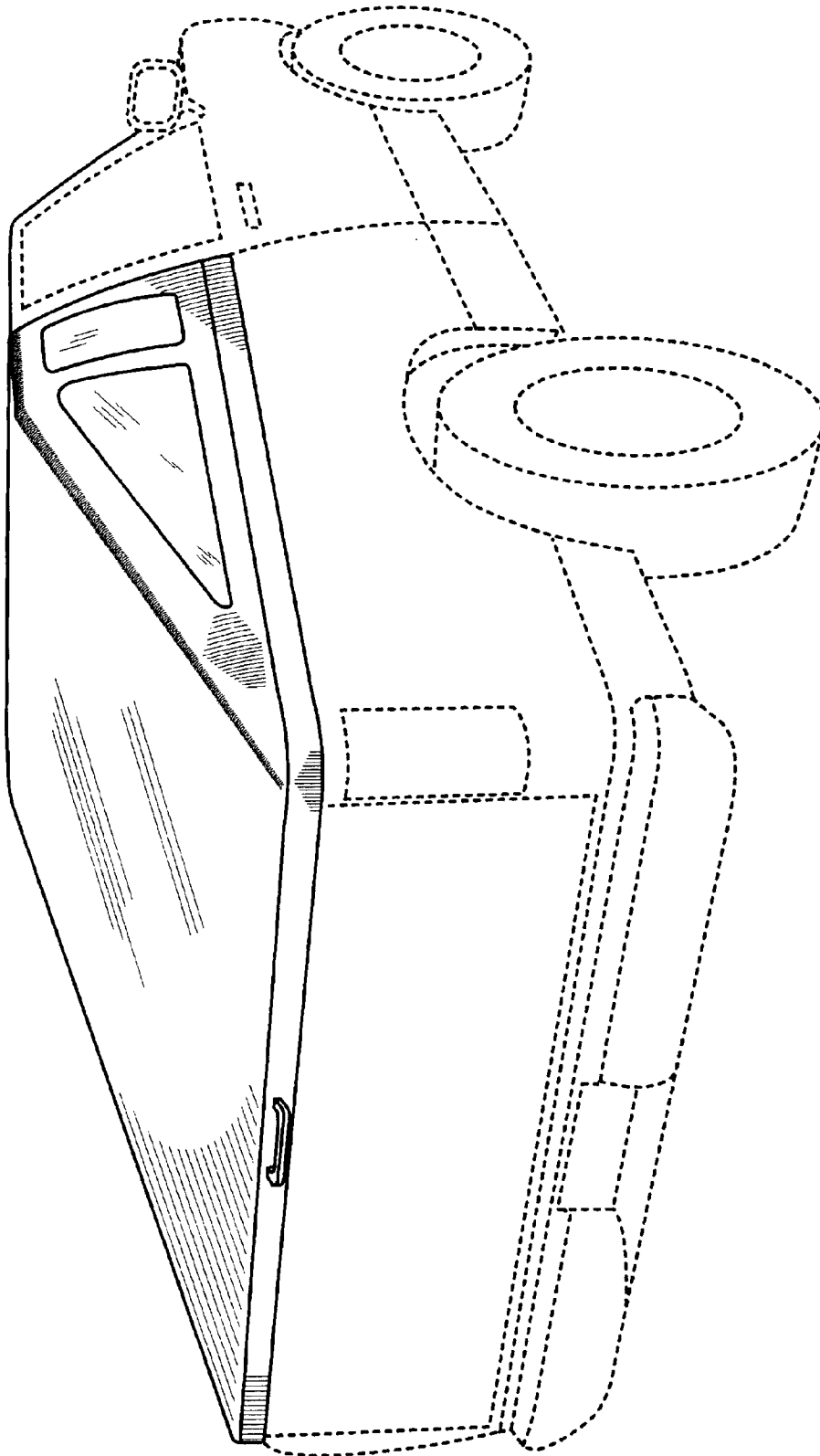
The bottom view of the cab shell for pickup truck of FIG. 1 is plain and unornamented.

The broken line showing of environment is for illustrative purposes only and forms no part of the claimed design.

*Primary Examiner*—Doris V. Coles  
*Assistant Examiner*—Stacia Cadmus

**1 Claim, 4 Drawing Sheets**





**FIG. 1**

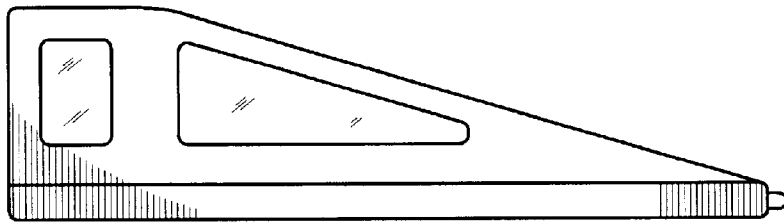


FIG. 2




FIG. 3

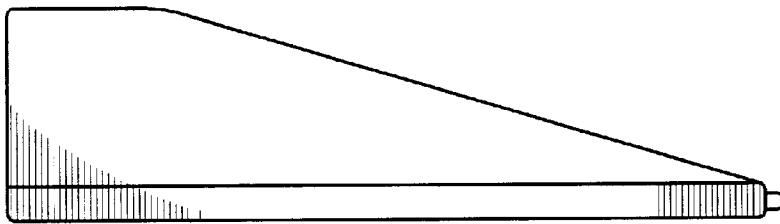


FIG. 4


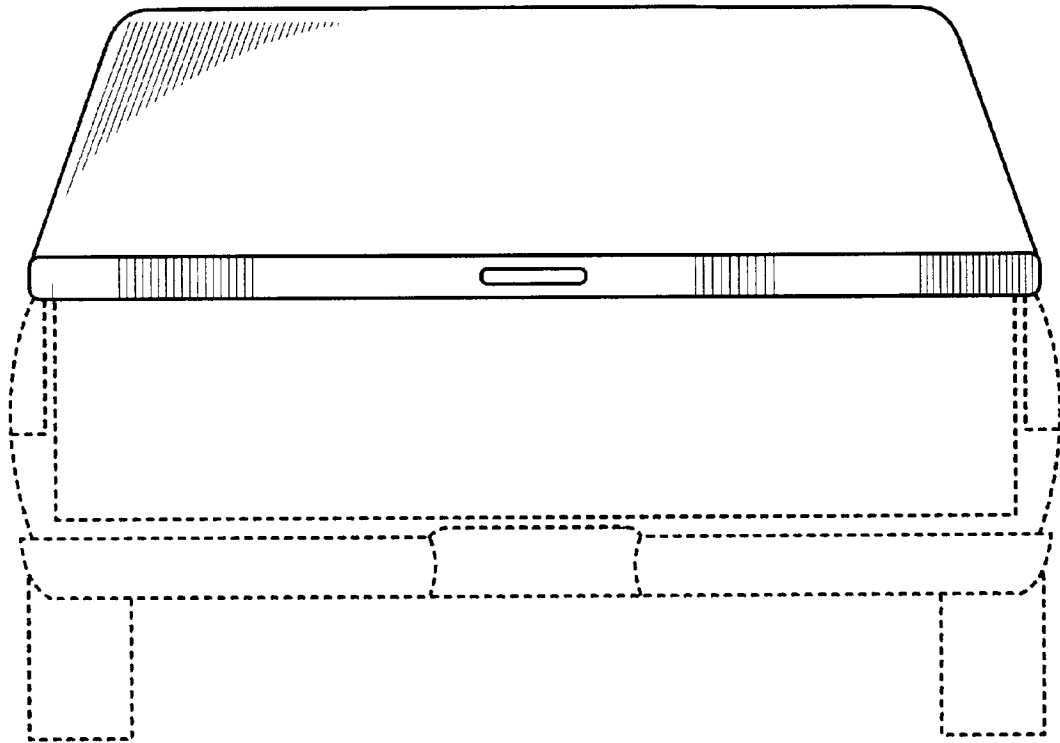


FIG. 5



**FIG. 6**

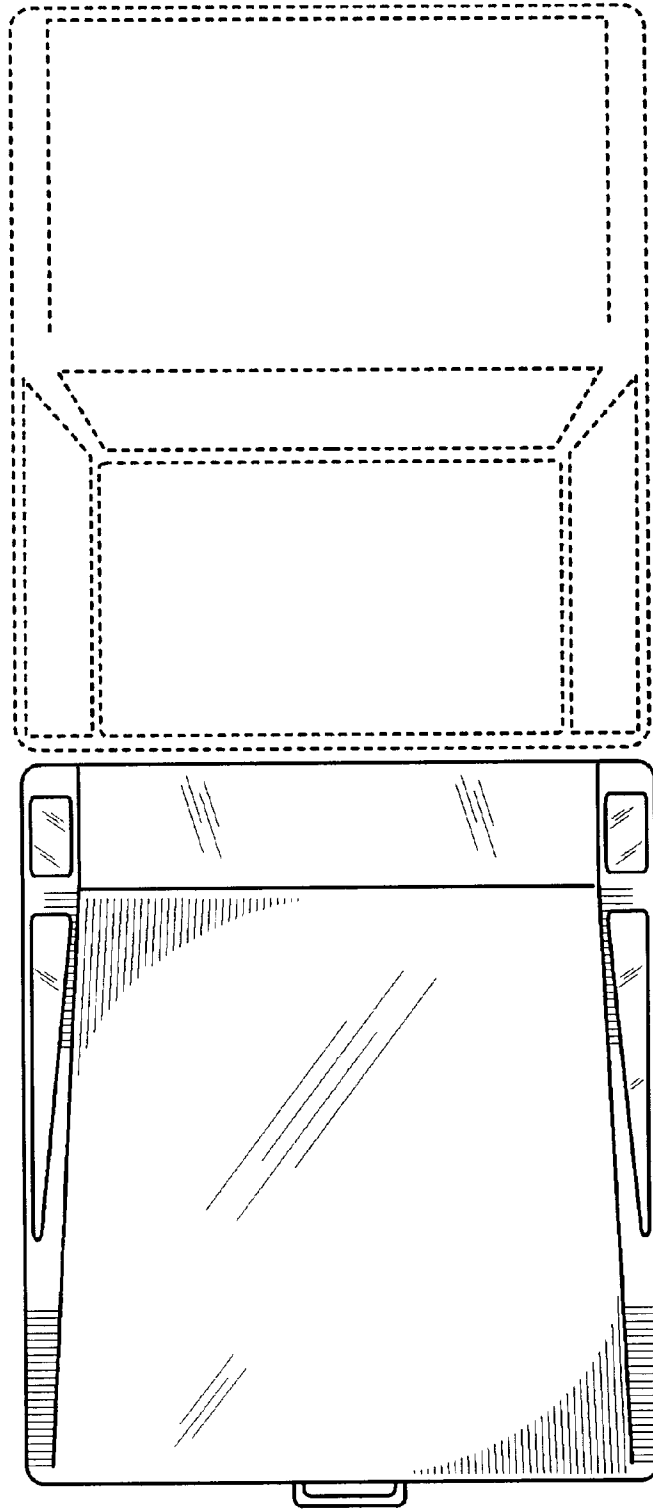


FIG. 7