



US00D735300S

(12) **United States Design Patent**
Chen

(10) **Patent No.:** **US D735,300 S**

(45) **Date of Patent:** **** Jul. 28, 2015**

- (54) **SENSOR ASSEMBLY FOR TOUCH-FREE WATER-CONTROL APPARATUS**
- (71) Applicant: **Chung-Chia Chen**, La Habra Heights, CA (US)
- (72) Inventor: **Chung-Chia Chen**, La Habra Heights, CA (US)
- (**) Term: **14 Years**
- (21) Appl. No.: **29/479,788**
- (22) Filed: **Jan. 20, 2014**

Related U.S. Application Data

- (63) Continuation of application No. 29/461,637, filed on Jul. 25, 2013, now Pat. No. Des. 698,013, which is a continuation of application No. 29/447,315, filed on Mar. 1, 2013, now Pat. No. Des. 689,596, which is a continuation of application No. 29/402,670, filed on Sep. 26, 2011, now Pat. No. Des. 677,367.
- (51) **LOC (10) Cl.** **23-01**
- (52) **U.S. Cl.**
USPC **D23/255**
- (58) **Field of Classification Search**
USPC D23/238, 255, 257; 4/675-678;
137/801
See application file for complete search history.

References Cited

U.S. PATENT DOCUMENTS

- D315,397 S 3/1991 Knapp
 - D317,971 S 7/1991 Sauter et al.
- (Continued)

FOREIGN PATENT DOCUMENTS

- CN 2584985 11/2003
- CN 2906258 5/2007

OTHER PUBLICATIONS

U.S. Appl. No. 29/489,642, May 1, 2014, Chen.

(Continued)

Primary Examiner — Robert Delehanty
(74) *Attorney, Agent, or Firm* — Knobbe, Martens, Olson & Bear, LLP

CLAIM

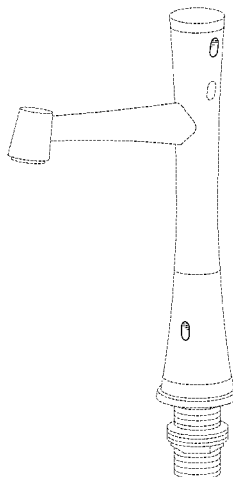
(57) I claim the ornamental design for a sensor assembly for touch-free water-control apparatus, as shown and described.

DESCRIPTION

FIG. 1 is a perspective view of a sensor assembly for touch-free water-control apparatus showing my new design; FIG. 2 is a front elevation view thereof; FIG. 3 is a rear elevation view thereof; FIG. 4 is a right elevation view thereof; FIG. 5 is a left elevation view thereof; FIG. 6 is a top plan view thereof; FIG. 7 is a bottom plan view thereof; FIG. 8 is a perspective view thereof; FIG. 9 is a front elevation view thereof; FIG. 10 is a rear elevation view thereof; FIG. 11 is a right elevation view thereof; FIG. 12 is a left elevation view thereof; FIG. 13 is a top plan view thereof; FIG. 14 is a bottom plan view thereof; FIG. 15 is a perspective view thereof; FIG. 16 is a front elevation view thereof; FIG. 17 is a rear elevation view thereof; FIG. 18 is a right elevation view thereof; FIG. 19 is a left elevation view thereof; FIG. 20 is a top plan view thereof; FIG. 21 is a bottom plan view thereof; FIG. 22 is a perspective view thereof; FIG. 23 is a front elevation view thereof; FIG. 24 is a rear elevation view thereof; FIG. 25 is a right elevation view thereof; FIG. 26 is a left elevation view thereof; FIG. 27 is a top plan view thereof; and, FIG. 28 is a bottom plan view thereof.

The broken lines showing a portion of the water-control apparatus are included for the purpose of illustrating a portion of the water-control apparatus that forms no part of the claimed design.

1 Claim, 16 Drawing Sheets



(56)

References Cited

U.S. PATENT DOCUMENTS

D352,095 S	11/1994	Bollenbacher	D677,366 S	3/2013	Chen
5,548,119 A	8/1996	Nortier	D677,367 S	3/2013	Chen
5,549,273 A	8/1996	Aharon	8,418,993 B2	4/2013	Chen
5,566,702 A	10/1996	Philipp	8,438,672 B2	5/2013	Reeder et al.
5,625,908 A	5/1997	Shaw	8,516,628 B2	8/2013	Conroy
5,694,653 A	12/1997	Harald	D689,596 S	9/2013	Chen
5,781,942 A	7/1998	Allen et al.	D692,110 S	10/2013	Chen
5,868,311 A	2/1999	Cretu-Petra	8,572,772 B2	11/2013	Wolf et al.
5,966,753 A	10/1999	Gauthier et al.	D698,013 S	1/2014	Chen
6,019,130 A	2/2000	Rump	D701,947 S	4/2014	Chen
6,298,875 B1	10/2001	Warshawsky et al.	D704,311 S	5/2014	Chen
6,321,785 B1	11/2001	Bergmann	D707,798 S	6/2014	Chen
6,513,787 B1	2/2003	Jeromson et al.	8,827,239 B2	9/2014	Chen
6,598,245 B2	7/2003	Nishioka	8,827,240 B2	9/2014	Chen
6,753,554 B1	6/2004	Gomes et al.	2006/0016902 A1	1/2006	Restivo et al.
6,996,863 B2	2/2006	Kaneko	2007/0057215 A1	3/2007	Parsons et al.
D516,675 S	3/2006	Kakihana	2007/0170384 A1	7/2007	Goodman
7,107,631 B2	9/2006	Lang et al.	2007/0239143 A1	10/2007	Altshuler et al.
7,134,451 B1	11/2006	Malapanes	2008/0156017 A1	7/2008	Johnson et al.
D534,622 S	1/2007	Chu et al.	2008/0256494 A1	10/2008	Greenfield
D535,366 S	1/2007	Sedwick	2009/0014654 A1	1/2009	Zhevelev et al.
7,174,577 B2	2/2007	Jost et al.	2009/0056011 A1	3/2009	Wolf et al.
7,228,874 B2	6/2007	Bolderheij et al.	2009/0119832 A1	5/2009	Conroy
7,326,334 B2	2/2008	Boyd et al.	2009/0288712 A1	11/2009	Lang et al.
D592,286 S	5/2009	Berberet	2010/0108165 A1	5/2010	Rodenbeck et al.
D602,125 S	10/2009	Montgomery et al.	2011/0185493 A1	8/2011	Chen
7,641,173 B2	1/2010	Goodman	2011/0186161 A1	8/2011	Chen
D610,653 S	2/2010	Schoenherr et al.	2012/0055557 A1	3/2012	Belz et al.
7,766,026 B2	8/2010	Boey	2013/0233387 A1	9/2013	Bedolla et al.
7,784,481 B2	8/2010	Kunkel	2013/0248617 A1	9/2013	Sawaski et al.
7,946,504 B2	5/2011	Shapira et al.	2013/0269799 A1	10/2013	Swist
8,006,712 B2	8/2011	Boey	2014/0261749 A1	9/2014	Chen
8,028,355 B2	10/2011	Reeder et al.	2015/0052677 A1	2/2015	Chen

OTHER PUBLICATIONS

U.S. Appl. No. 29/509,093, filed Nov. 13, 2014, Chen.
 U.S. Appl. No. 29/509,094, filed Nov. 13, 2014, Chen.

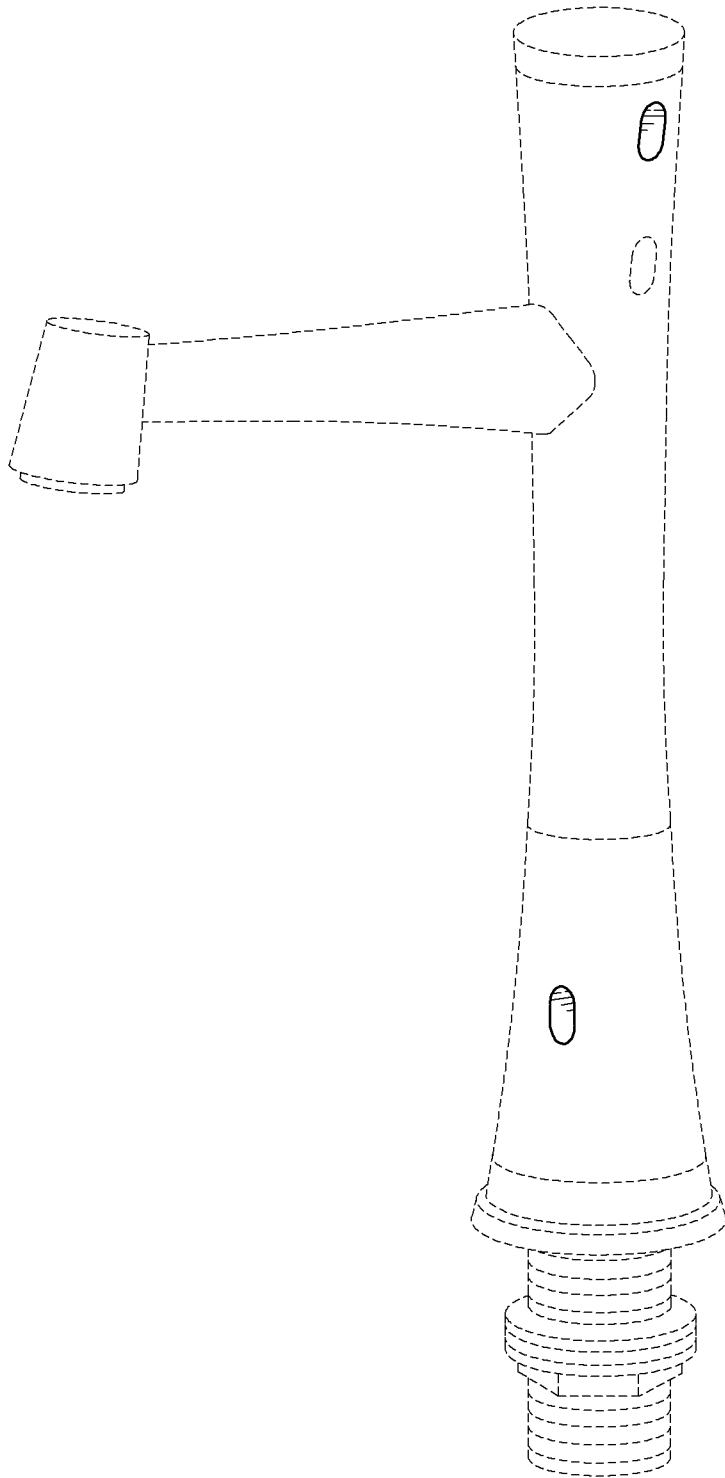


FIG. 1

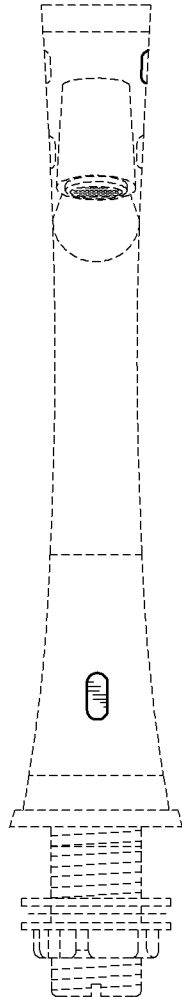


FIG. 2

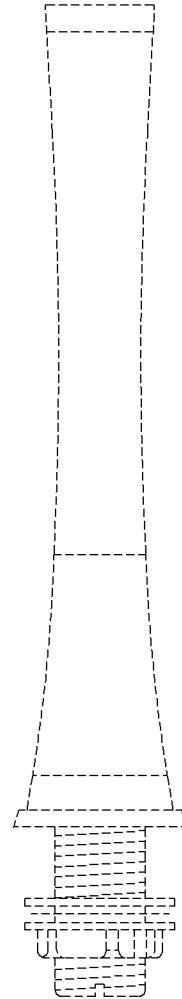


FIG. 3

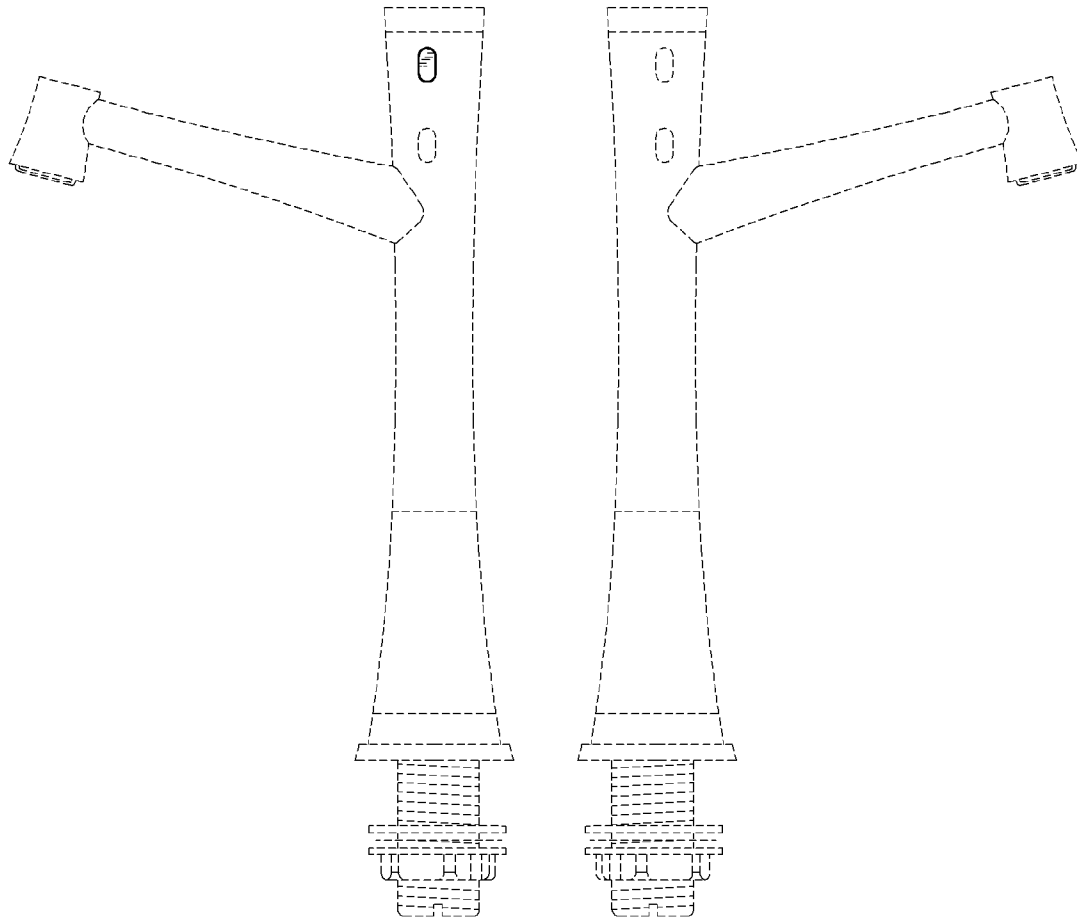


FIG. 4

FIG. 5

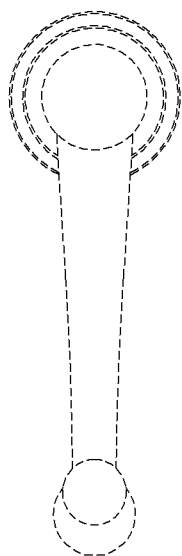


FIG. 6

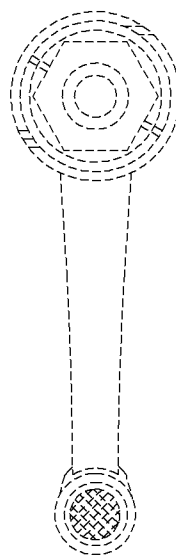


FIG. 7

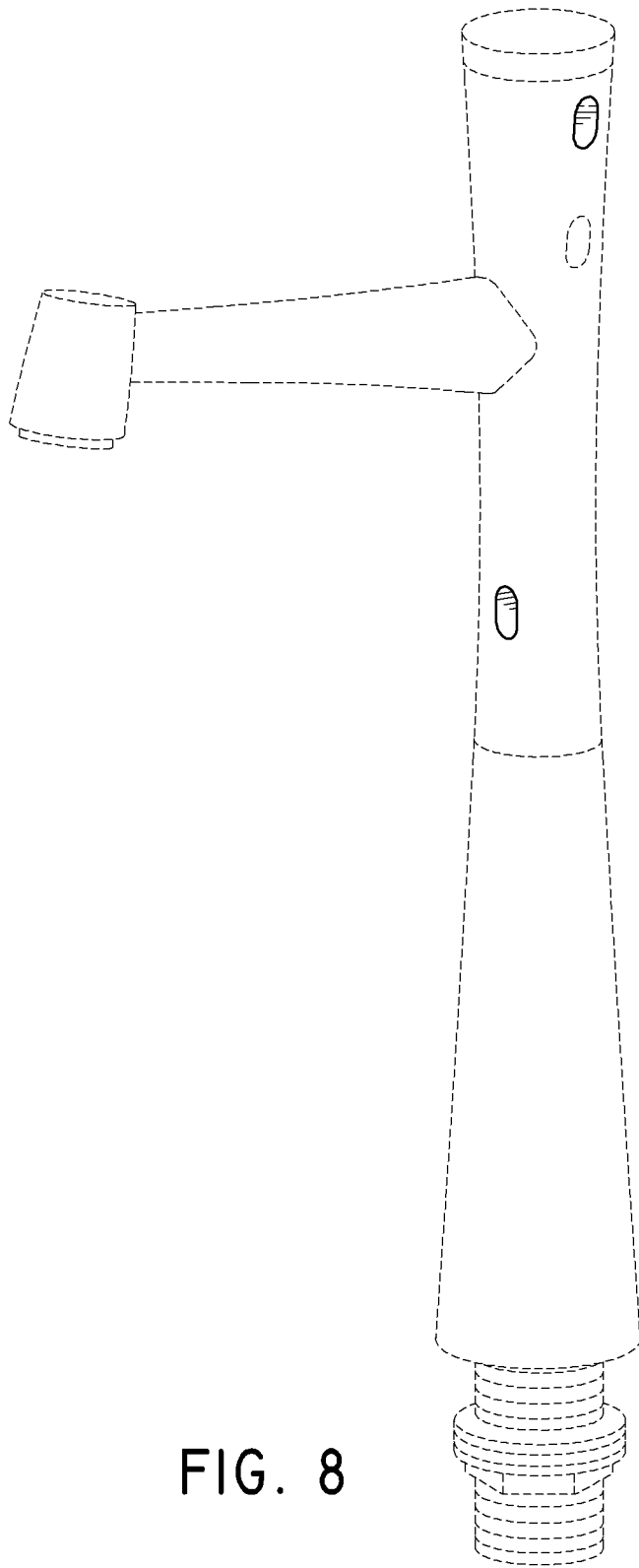


FIG. 8

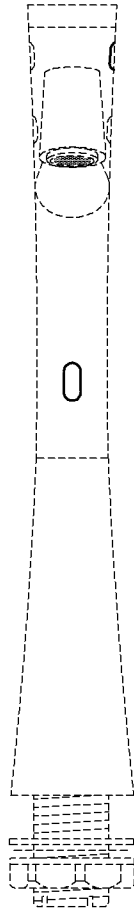


FIG. 9

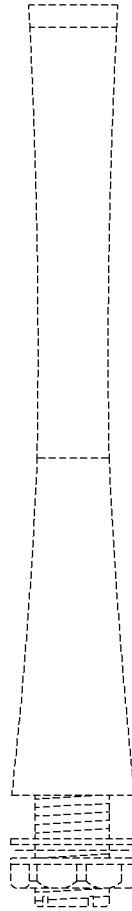


FIG. 10

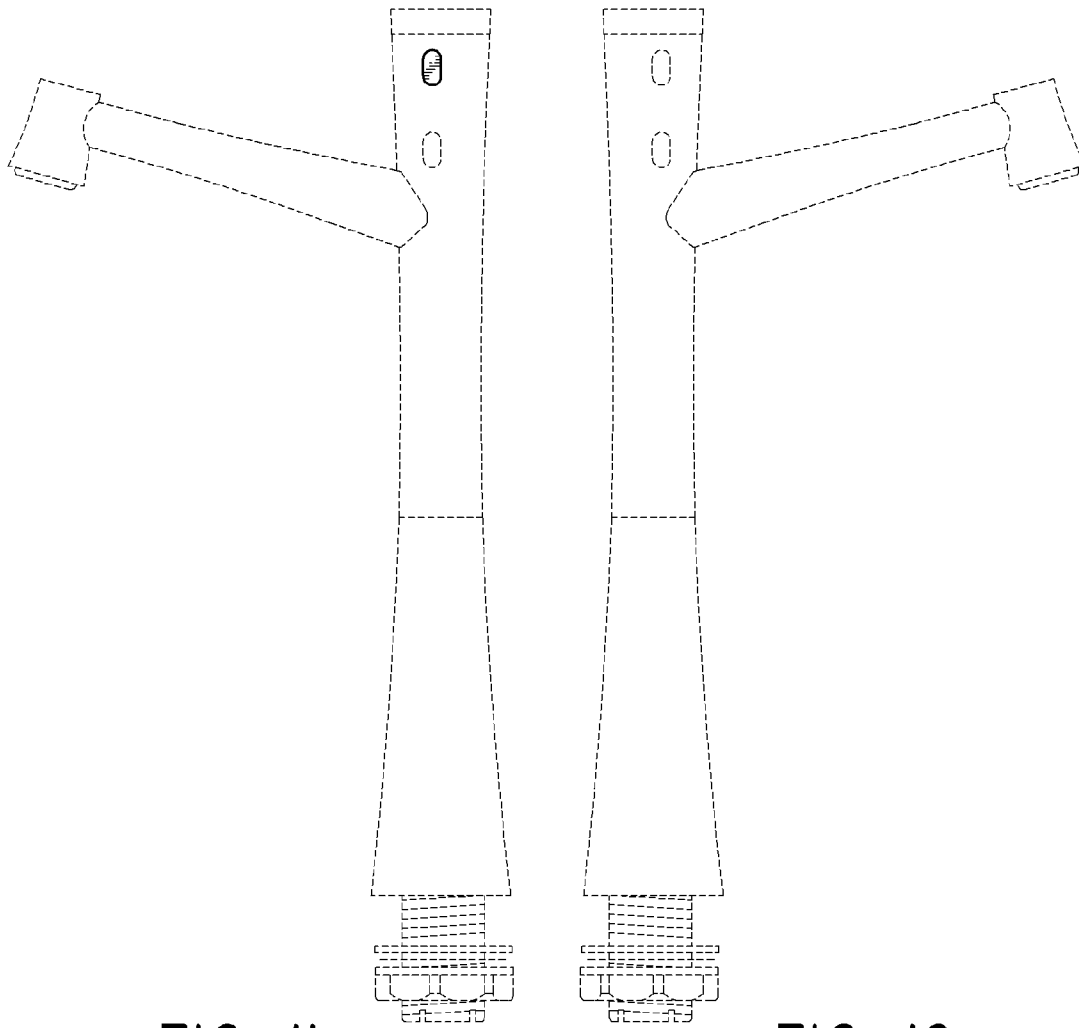


FIG. II

FIG. 12

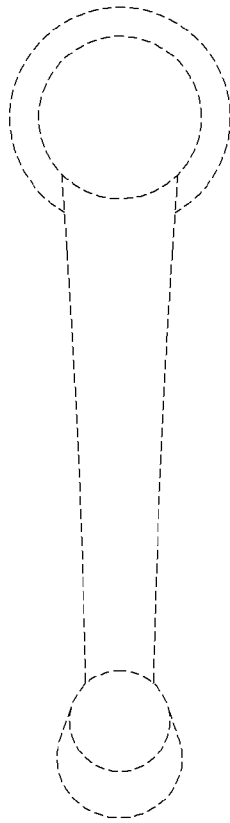


FIG. 13

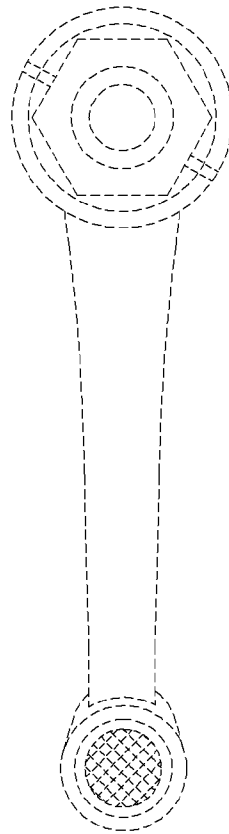


FIG. 14

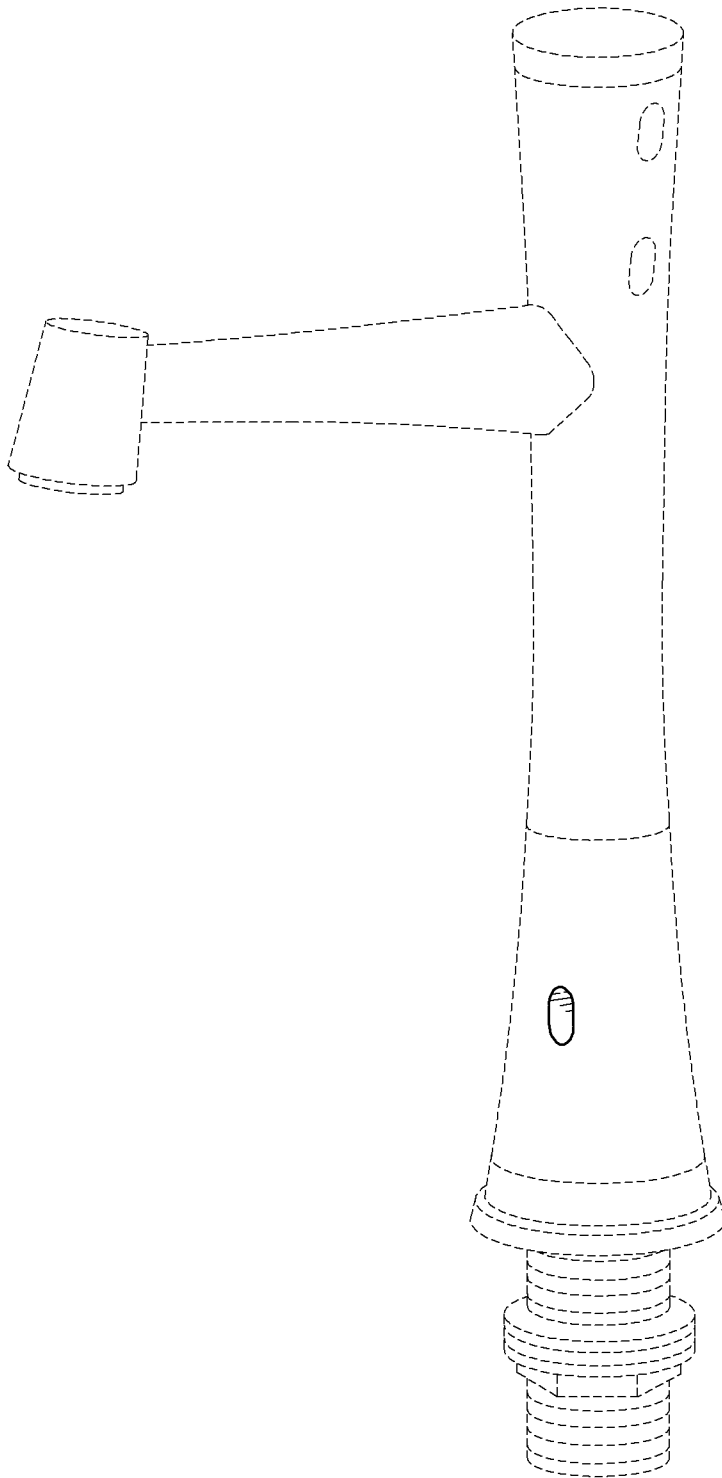


FIG. 15

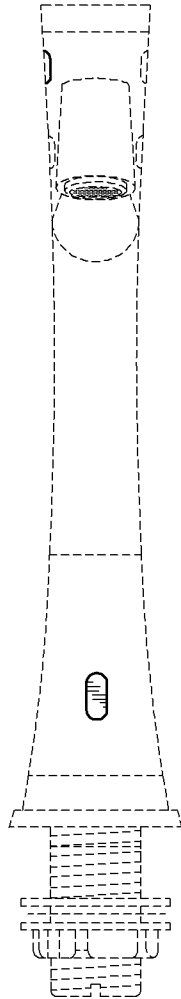


FIG. 16

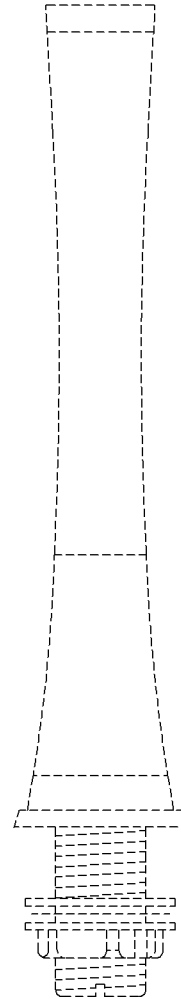


FIG. 17

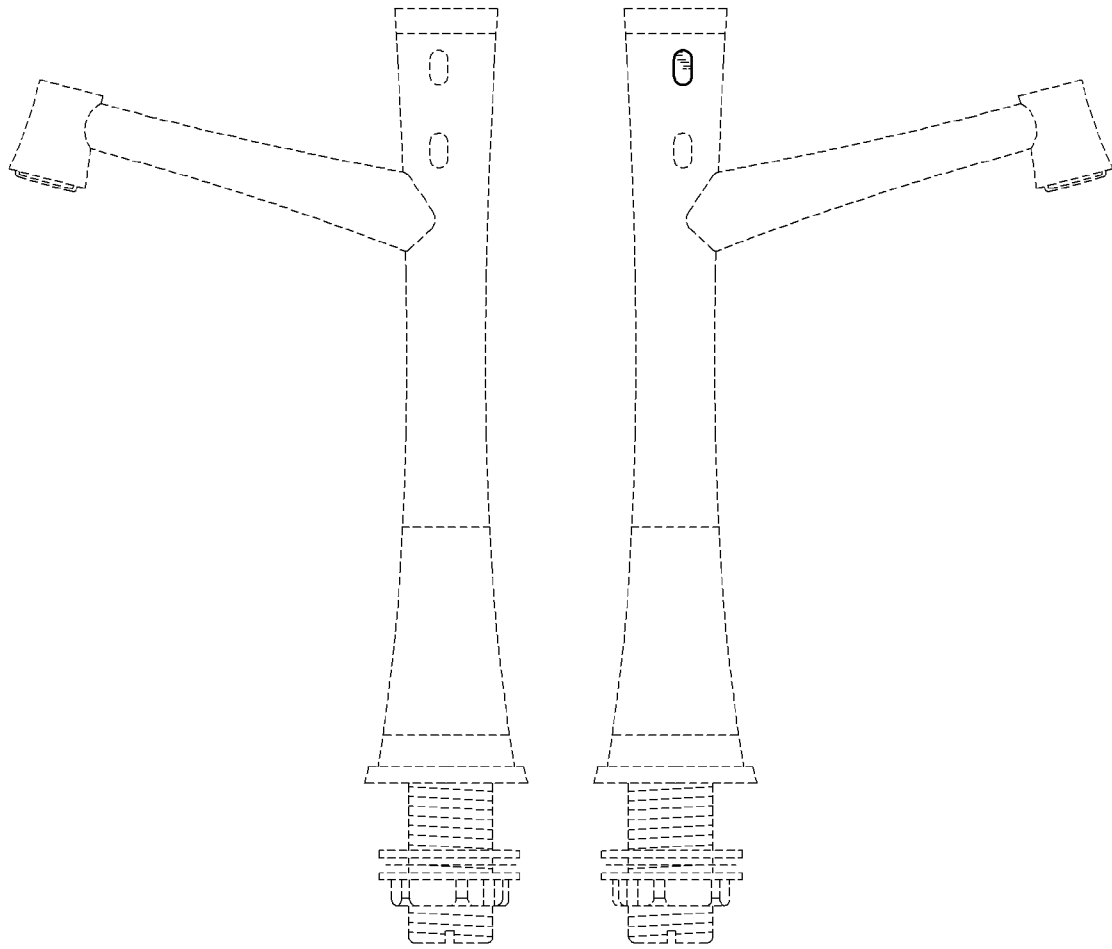


FIG. 18

FIG. 19

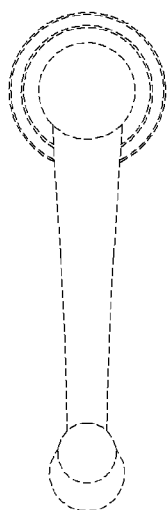


FIG. 20

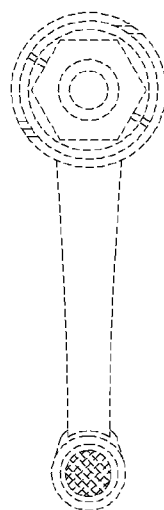


FIG. 21

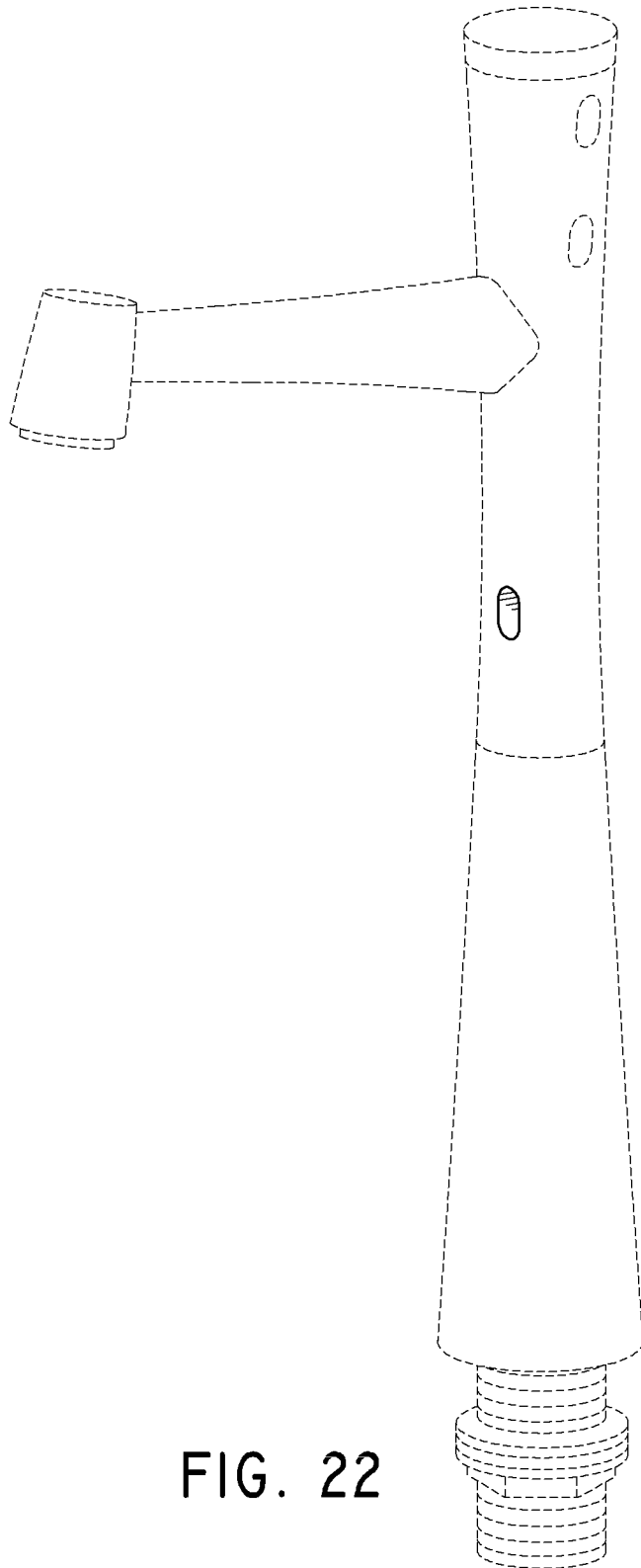


FIG. 22

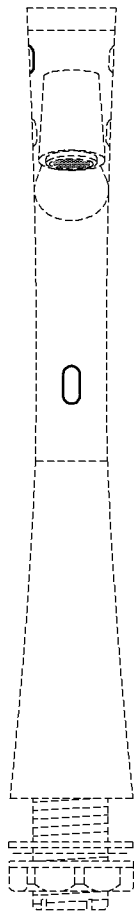


FIG. 23

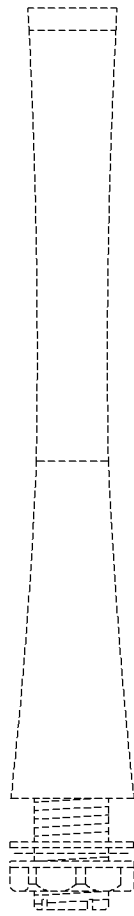


FIG. 24

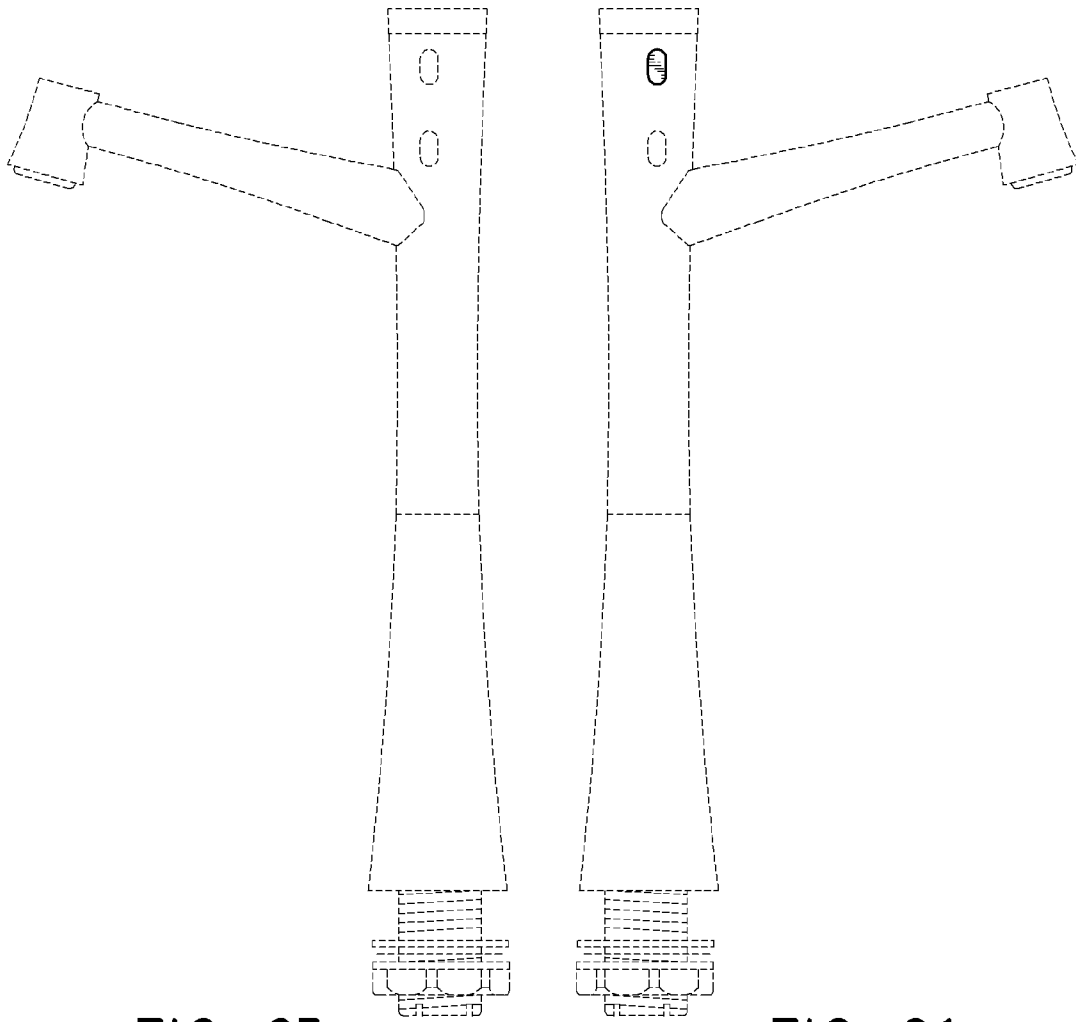


FIG. 25

FIG. 26

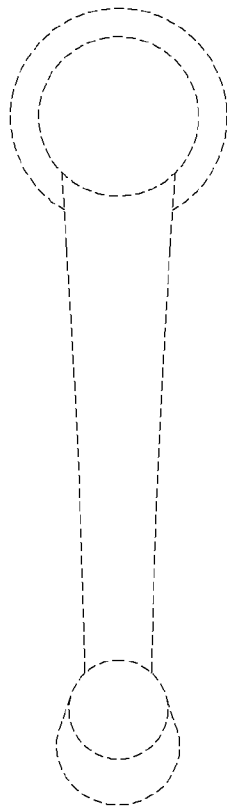


FIG. 27

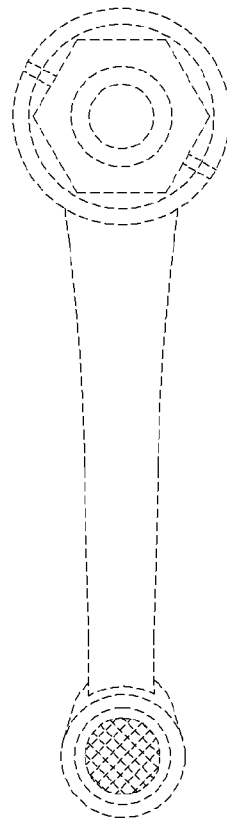


FIG. 28