



US00D487232S

(12) **United States Design Patent**
Pachachi

(10) **Patent No.:** **US D487,232 S**

(45) **Date of Patent:** **** Mar. 2, 2004**

(54) **PENDANT**

(75) **Inventor:** **Reema Pachachi, London (GB)**

(73) **Assignee:** **De Beers LV Ltd., London (GB)**

(**) **Term:** **14 Years**

(21) **Appl. No.:** **29/170,789**

(22) **Filed:** **Nov. 12, 2002**

(51) **LOC (7) Cl.** **11-03**

(52) **U.S. Cl.** **D11/96**

(58) **Field of Search** D11/1-3, 6, 40,
D11/43-50, 54, 56-58, 61, 65-66, 79-83,
95-102, 107, 110, 116; D99/23, 24, 25,
27; 63/13, 14.1, 18, 20, 22

(56) **References Cited**

U.S. PATENT DOCUMENTS

2,366,377 A * 1/1945 Zois D11/96
D189,687 S * 1/1961 McAllister D11/81
D290,939 S * 7/1987 Lerner D11/81

D355,144 S * 2/1995 Cord D11/81
D365,781 S * 1/1996 Osborn D11/96
D379,330 S * 5/1997 Krizan D11/96

* cited by examiner

Primary Examiner—Ralf Seifert

(74) *Attorney, Agent, or Firm*—Clifford W. Browning;
Woodard, Emhardt, Moriarty, McNett & Henry LLP

(57) **CLAIM**

The ornamental design for a pendant, as shown and described.

DESCRIPTION

FIG. 1 is a front view of a pendant, showing my new design.

FIG. 2 is a rear view of FIG. 1.

FIG. 3 is a top view of FIG. 1.

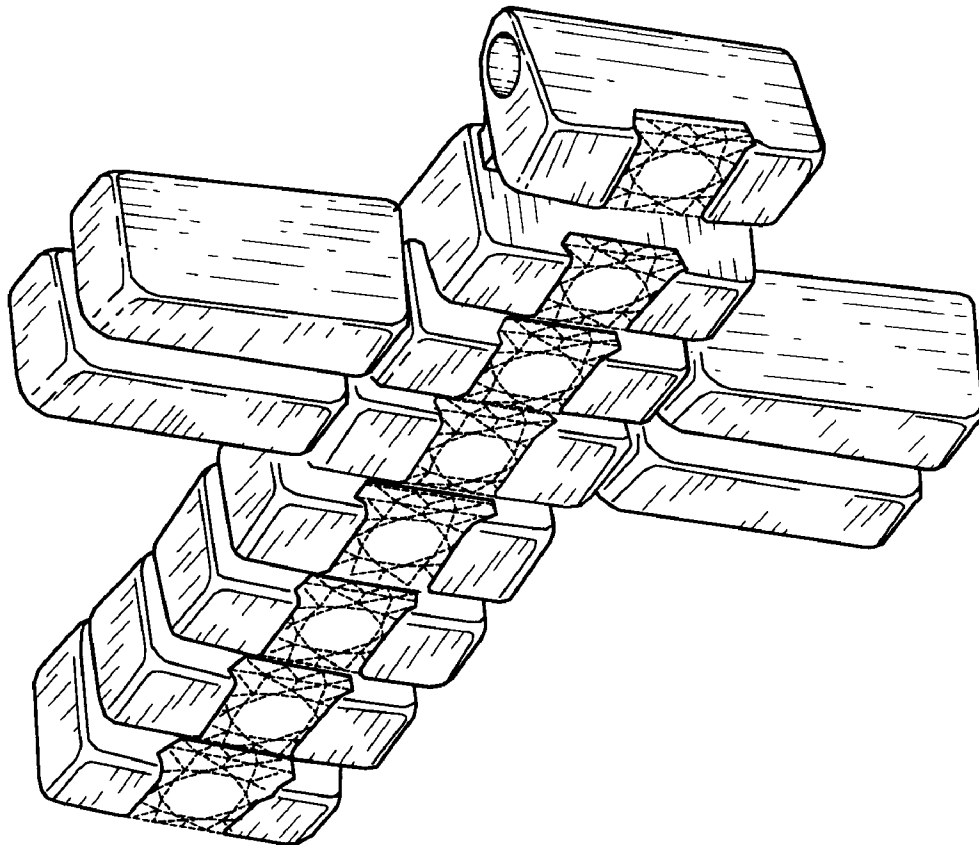
FIG. 4 is a bottom view of FIG. 1.

FIG. 5 is a right side view of FIG. 1 and,

FIG. 6 is a left side view of FIG. 1;

The dotted lines show environment only and do not form a part of the claimed design.

1 Claim, 3 Drawing Sheets



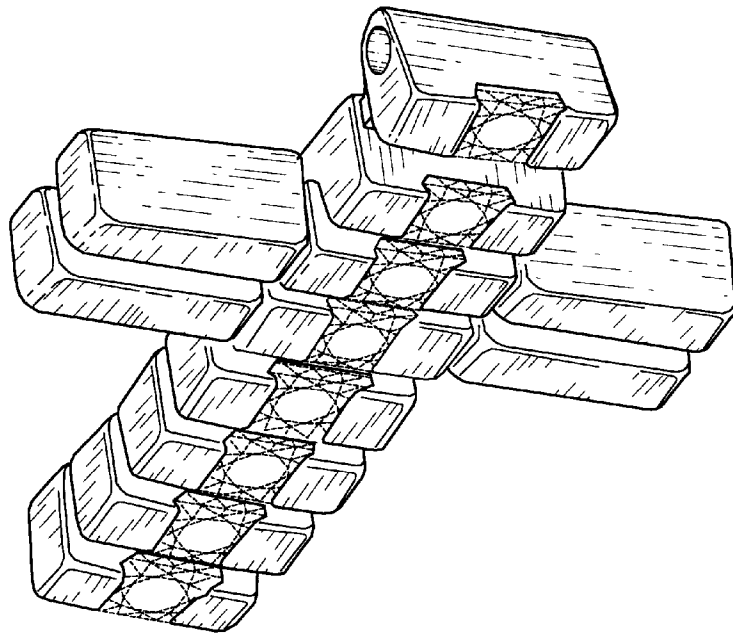


Fig. 1

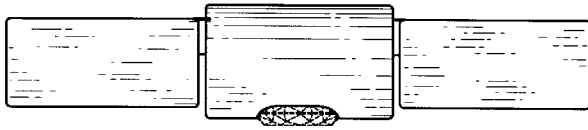


Fig. 4

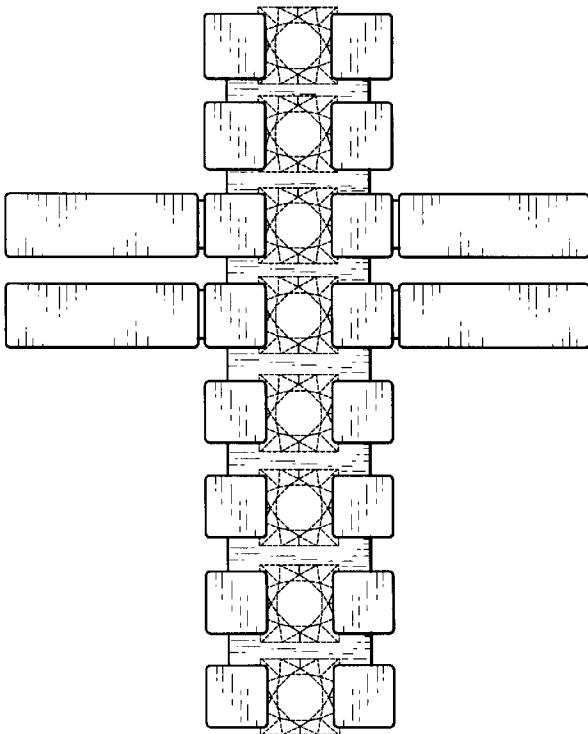


Fig. 2



Fig. 3

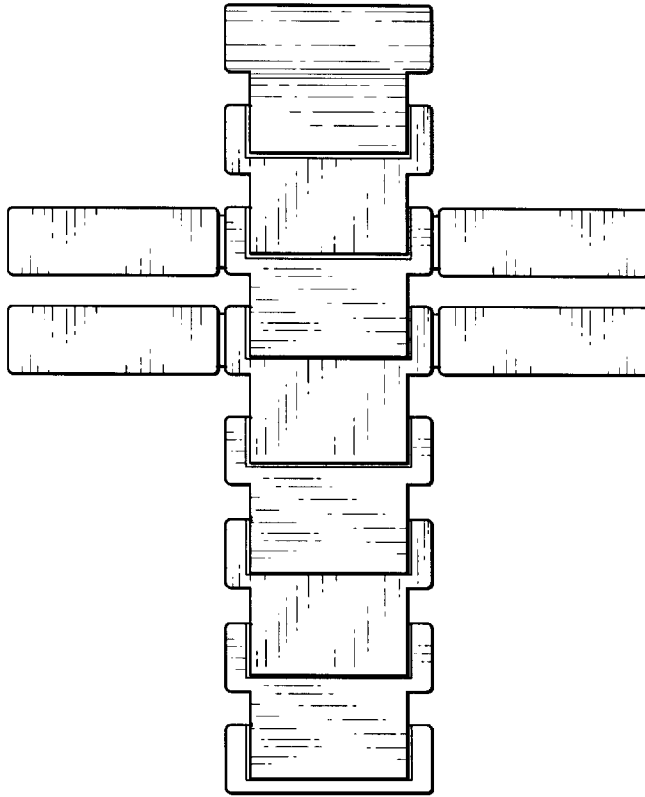


Fig. 5



Fig. 6