E. L. MERRITT.

LETTERING PROCESS.

APPLICATION FILED MAR. 4, 1919.

1,429,445. Patented Sept. 19, 1922.

Fig. 1.

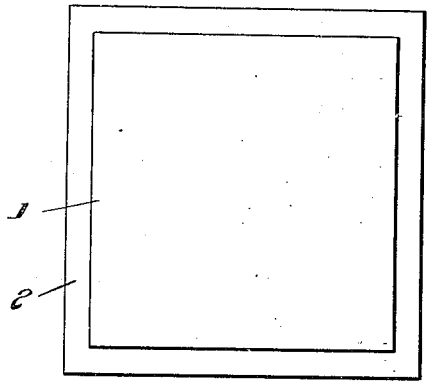

Fig. 2.

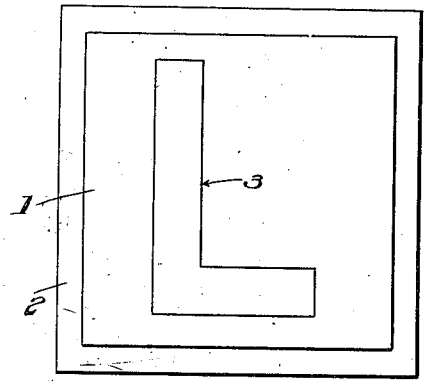

Fig. 3.

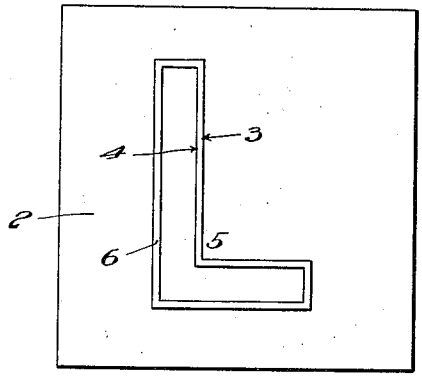

Fig. 4.

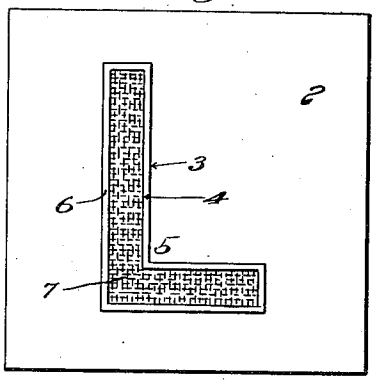

Fig. 5.

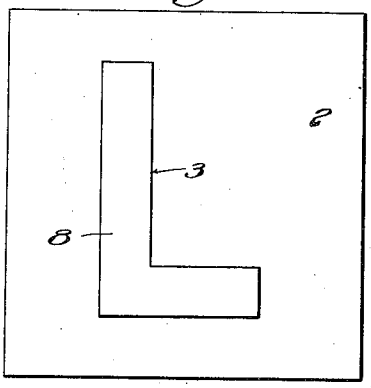

Fig. 6.



Inventor

Edward L. Merritt.

By Harry A. Schwede

Attorney

Patented Sept. 19, 1922. 1,429,445

UNITED STATES PATENT OFFICE.

EDWARD L. MERRITT, OF OAKLAND, CALIFORNIA.

LETTERING PROCESS.

Application filed March 4, 1919. Serial No. 280,512.

To all whom it may concern:

Be it known that I, EDWARD L. MERRITT, a citizen of the United States, residing at Oakland, in the county of Alameda and State of California, have invented certain new and useful Improvements in Lettering Processes, of which the following is a specification.

My invention is a lettering process, and it may also be used for art work.

In this specification and the annexed drawing, I disclose my invention in the form which I consider the best, but I do not limit my invention to such form because it may be embodied in other forms, and it is to be understood that in and by the claims following the description herein, I intend to cover my invention in whatever form it may be embodied.

Referring to the drawing:

Figure 1 is a view of a sheet of glass with a metal foil stuck thereon illustrating the first step in the process.

Figure 2 is a view showing the outline of a letter marked on the metal foil as shown in Figure 1, illustrating the second step in the process.

Figure 3 is a view showing the foil cut along the outline and inside the outline of said letter, and the foil peeled off the glass, outside and inside the letter, leaving a skeleton letter on the glass, illustrating the third step in the process.

Figure 4 is a view illustrating said skeleton letter filled in and complete, illustrating the fourth and last step of the process.

Figure 5 is a view illustrating a solid letter formed from the foil.

Figure 6 is a view of the stylus employed in my process.

My process may be carried out in the manner as will now be described.

I first take a sheet of metal foil 1 and stick it on a surface, such as the surface of a sheet of glass 2, with water or water containing a slight amount of adhesive, as shown in Fig. 1.

I next sketch or otherwise produce the outline 3 of the letter or design on the metal foil 1 as shown in Fig. 2.

I then cut the foil along the outline 3 and along a line 4 slightly inside of the outline of the letter or design and peel the foil off the glass outside the line 3 and inside the line 4, leaving a skeleton letter 5 on the glass having a margin 6, as shown on Fig. 3.

I then cover the letter with a little gelatin or varnish, which causes the margin 6 to stick more firmly to the glass, especially at the edges of said margin, prevents any substance from getting under the margin and discoloring it, and protects the letter.

I then fill the letter with gold, pearl or other filling 7, thus forming a gold, pearl or other letter and completing the process, as shown in Fig. 4.

The margin 6 gives the letter a sharp and clear outline.

If desired, a solid letter 8 may be formed in the foil as shown in Fig. 5. I may use a sharp pointed stylus 9 for cutting the foil.

Having described my invention, I claim:

1. The process which consists in sticking a sheet of foil on a surface such as a plate of glass, sketching a design on the foil, cutting the foil along the outline of the design and inside the outline, removing the foil outside and inside the skeleton design, varnishing over the design, and placing gold inside the varnished design.

2. The process which consists in sticking a sheet of foil on a surface such as a plate of glass, sketching a design on the foil, cutting the foil along the outline of the design and inside the outline, removing the foil outside and inside the skeleton design, varnishing over the design, and filling in the varnished skeleton letter with a body material.

In testimony whereof I affix my signature.

EDWARD L. MERRITT.