



US00D660288S

(12) **United States Design Patent**  
**Chiu**

(10) **Patent No.:** **US D660,288 S**

(45) **Date of Patent:** **\*\* May 22, 2012**

(54) **REMOTE CONTROL**

(75) Inventor: **Yi-Chung Chiu**, Taoyuan County (TW)

(73) Assignee: **Hannspree, Inc.**, New Taipei (TW)

(\*\*) Term: **14 Years**

(21) Appl. No.: **29/408,152**

(22) Filed: **Dec. 7, 2011**

(51) **LOC (9) Cl.** ..... **14-03**

(52) **U.S. Cl.** ..... **D14/218**

(58) **Field of Classification Search** ..... D14/218,  
D14/455; D13/168; D21/566; D10/104,  
D10/106; 345/169; 348/14.05, 114, 211.99,  
348/734; 340/825.24; 341/22; 455/92, 95,  
455/128, 151.1-151.4, 352, 355, FOR. 121;  
700/65

See application file for complete search history.

(56) **References Cited**

**U.S. PATENT DOCUMENTS**

D448,358 S *	9/2001	Tickle et al.	.....	D14/218
D465,213 S *	11/2002	Baumert et al.	.....	D14/218
D468,365 S *	1/2003	Bransky et al.	.....	D21/329
D485,546 S *	1/2004	Olson et al.	.....	D14/218
D499,396 S *	12/2004	Lin	.....	D14/218
D516,545 S *	3/2006	Lai	.....	D14/218
D527,724 S *	9/2006	Lin	.....	D14/218
D548,727 S *	8/2007	Sagawa et al.	.....	D14/218

D551,218 S *	9/2007	Cassina et al.	.....	D14/230
D567,802 S *	4/2008	Cheng	.....	D14/218
D573,981 S *	7/2008	Hoehn et al.	.....	D14/218
D600,681 S *	9/2009	Tsao	.....	D14/218
D629,393 S *	12/2010	Chiu	.....	D14/218

\* cited by examiner

*Primary Examiner* — John Windmuller

(74) *Attorney, Agent, or Firm* — Ming Chow; Sinorica, LLC

(57) **CLAIM**

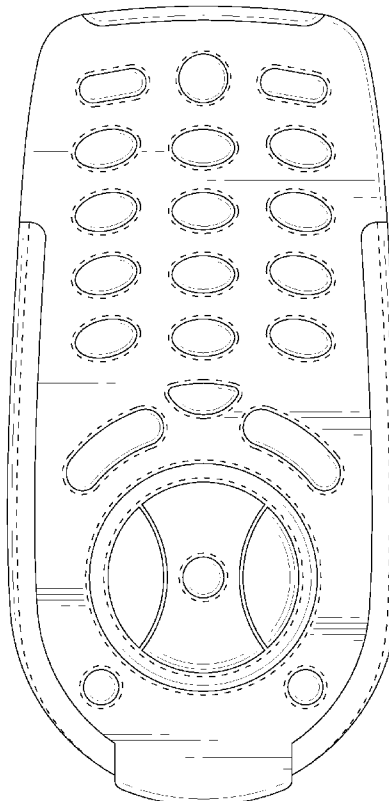
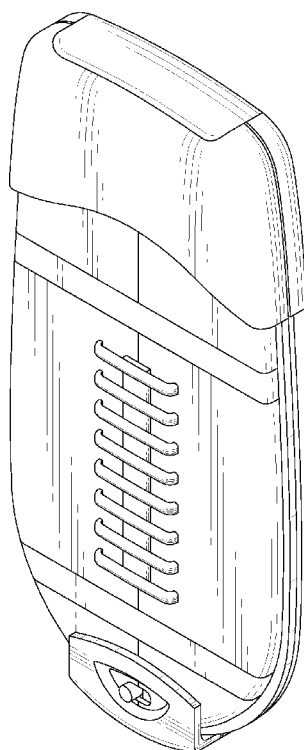
The ornamental design for a remote control, as shown and described.

**DESCRIPTION**

FIG. 1. is a perspective view of a remote control showing my new design;  
FIG. 2. is a front elevational view thereof;  
FIG. 3. is a rear elevational view thereof;  
FIG. 4. is a left side elevational view thereof;  
FIG. 5. is a right side elevational view thereof;  
FIG. 6. is a top plan view thereof; and,  
FIG. 7. is a bottom plan view thereof.

The broken lines in the figures depict portions of the remote control that form no part of the claimed design. In FIG. 2, the broken lines surrounding the buttons are not part of the claimed design, and the narrow areas between the broken lines and the adjacent solid line buttons are not part of the claimed design.

**1 Claim, 7 Drawing Sheets**



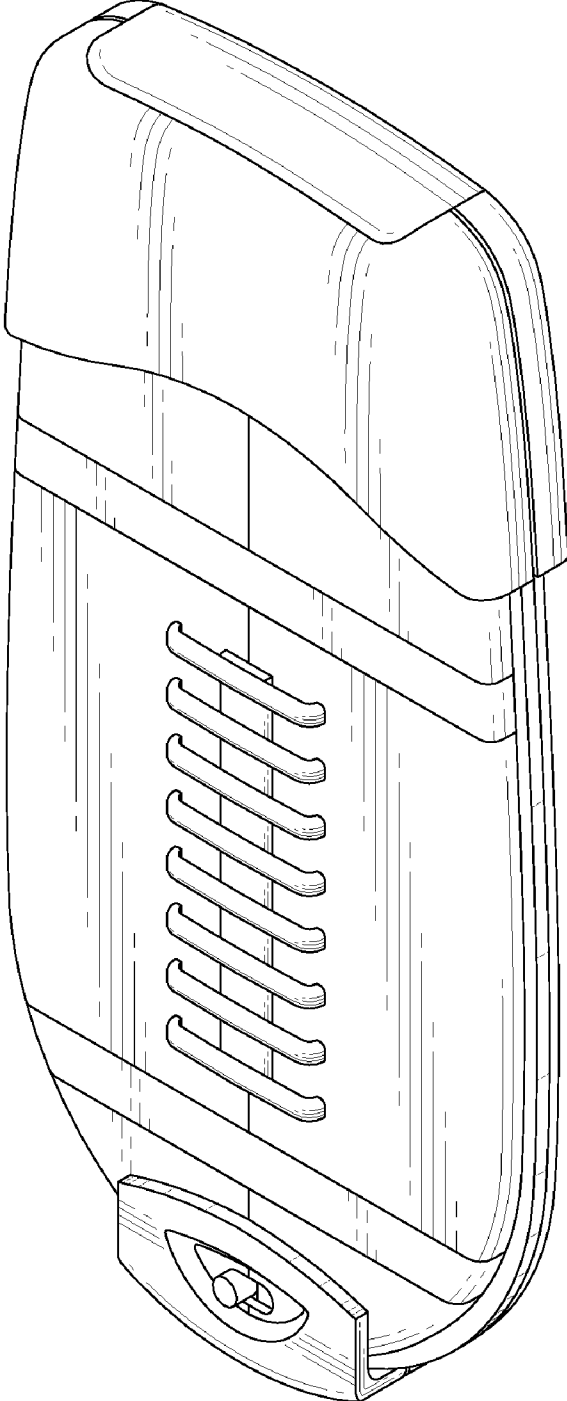


FIG. 1

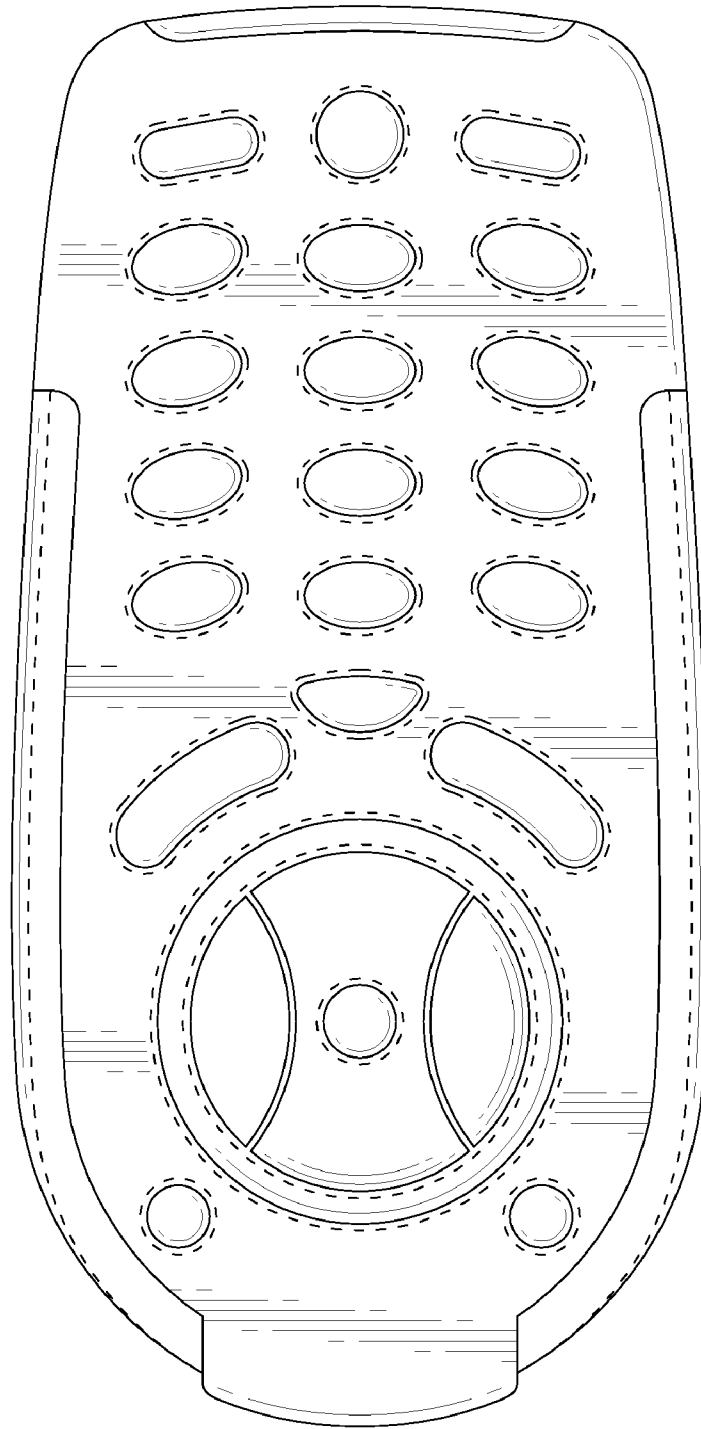


FIG. 2

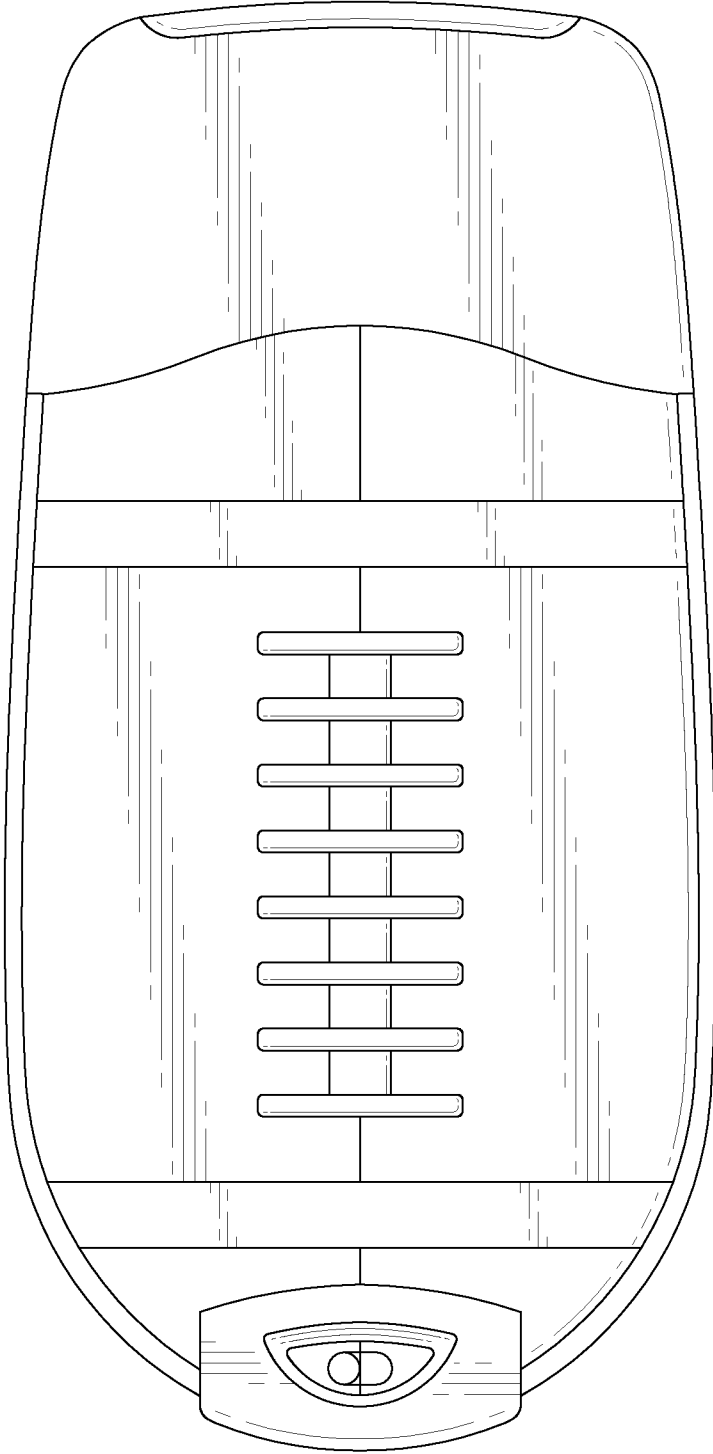


FIG. 3

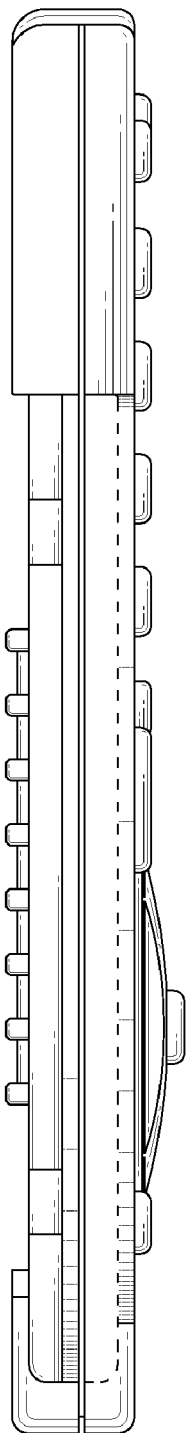


FIG. 4

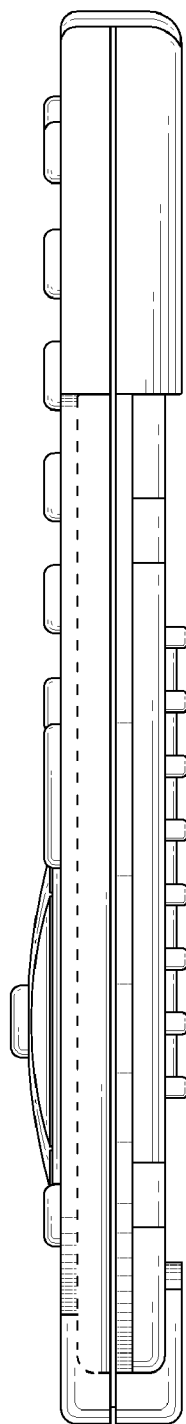


FIG. 5

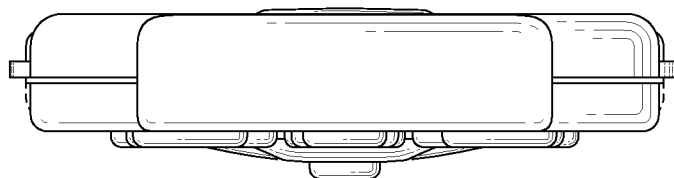


FIG. 6

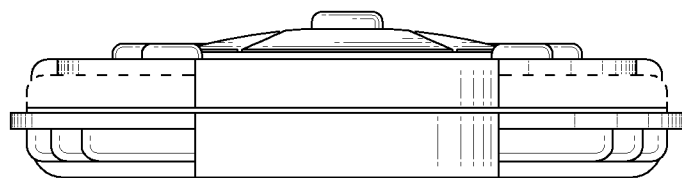


FIG. 7