



(12) **United States Design Patent**
To'oto'o

(10) **Patent No.:** **US D1,065,802 S**
(45) **Date of Patent:** **** Mar. 11, 2025**

- (54) **SOLE STRUCTURE**
- (71) Applicant: **Under Armour, Inc.**, Baltimore, MD (US)
- (72) Inventor: **Gabriel To'oto'o**, Baltimore, MD (US)
- (73) Assignee: **Under Armour, Inc.**, Baltimore, MD (US)
- (**) Term: **15 Years**
- (21) Appl. No.: **29/857,869**
- (22) Filed: **Oct. 26, 2022**

- 4,590,693 A 5/1986 Kawashima et al.
- D291,743 S 9/1987 Inohara et al.
- D295,231 S 4/1988 Heyes
- D313,112 S 12/1990 Eisenbach
- 5,058,292 A 10/1991 Tanel
- D387,892 S 12/1997 Briant
- D389,298 S 1/1998 Briant
- D397,850 S 9/1998 Harada et al.
- 5,873,184 A 2/1999 Ihlenburg
- D408,619 S 4/1999 Worthington et al.
- 6,860,038 B1 3/2005 Stucke
- D504,760 S 5/2005 McClaskie

(Continued)

Primary Examiner — T Chase Nelson
(74) *Attorney, Agent, or Firm* — Edell, Shapiro & Finnan, LLC

Related U.S. Application Data

- (63) Continuation of application No. 29/730,898, filed on Apr. 9, 2020, now Pat. No. Des. 971,571.

(51) **LOC (15) Cl.** **02-04**

(52) **U.S. Cl.**
USPC **D2/959**; D2/951; D2/962

(58) **Field of Classification Search**
USPC D2/902, 906, 908, 916, 918, 925, D2/946-962, 977; 36/3 B, 22 R, 24.5, 36/25 R, 28, 32 R, 34 R, 59 C, 67 A, 103
CPC A43B 13/00; A43B 13/02; A43B 13/023; A43B 13/026; A43B 13/04; A43B 13/08; A43B 13/10; A43B 13/12; A43B 13/14; A43B 13/141; A43B 13/143; A43B 13/16; A43B 13/18; A43B 13/181; A43B 13/187; A43B 13/189; A43B 13/20; A43B 13/22; A43B 13/223; A43B 13/24; A43B 13/28; A43B 13/30; A43B 13/32; A43B 13/34; A43B 13/36; A43B 5/185
See application file for complete search history.

(56) **References Cited**

U.S. PATENT DOCUMENTS

- 3,229,389 A 1/1966 George
- D272,772 S 2/1984 Kohno

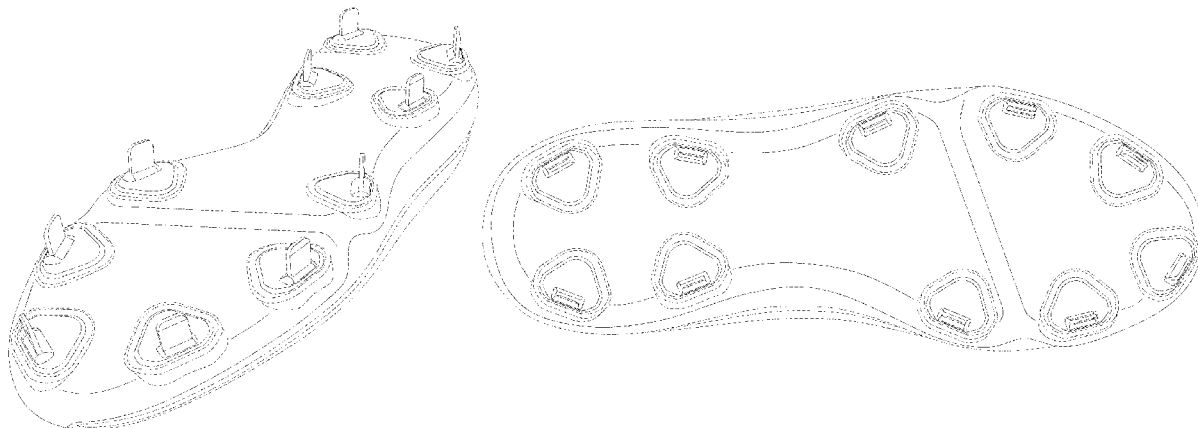
(57) **CLAIM**

The ornamental design for a sole structure, as shown and described.

DESCRIPTION

FIG. 1 is a lateral side and bottom view in perspective of a sole structure showing my new design; FIG. 2 is a medial side and bottom view in perspective thereof; FIG. 3 is a lateral side view thereof; FIG. 4 is a medial side view thereof; FIG. 5 is a top view thereof; FIG. 6 is a bottom view thereof; FIG. 7 is a front view thereof; and, FIG. 8 is a rear view thereof. The embodiment of FIGS. 1-8 shows a right-footed form of the sole structure. A second embodiment for a left-footed form of the sole structure, which is a mirror image of the right-footed form for each embodiment, is not illustrated. Broken line illustrations in the figures show portions of the sole structure that form no part of the claimed design.

1 Claim, 7 Drawing Sheets



(56)	References Cited	11,659,894 B2 *	5/2023	Cross	A43B 23/042		
	U.S. PATENT DOCUMENTS				12/142 P		
	D525,416 S	7/2006	Auger et al.	D1,004,934 S *	11/2023	Shyllon	D2/962
	D617,542 S	6/2010	Stauffer	D1,011,720 S *	1/2024	Shyllon	D2/962
	D651,386 S	1/2012	Wilken et al.	D1,015,711 S *	2/2024	To'oto'o	D2/962
	D667,204 S	9/2012	Campbell et al.	11,957,216 B2 *	4/2024	Chua	A43B 13/223
	D667,205 S	9/2012	Campbell et al.	2006/0137227 A1	6/2006	Kita et al.	
	D702,430 S	4/2014	Nascimento	2007/0006490 A1	1/2007	Kay	
	D710,583 S	8/2014	Lee	2008/0098624 A1	5/2008	Goldman	
	D715,526 S	10/2014	Ballman	2011/0308108 A1	12/2011	Berns et al.	
	D717,034 S	11/2014	Bramani	2011/0308110 A1	12/2011	Berns et al.	
	D717,035 S	11/2014	Minami	2012/0066933 A1	3/2012	Meythaler	
	D719,336 S	12/2014	Berend et al.	2012/0279091 A1	11/2012	Baucom et al.	
	8,984,774 B2	3/2015	Minami	2013/0333248 A1	12/2013	Auger et al.	
	D780,421 S	3/2017	Williams, Jr.	2014/0345164 A1	11/2014	Campbell et al.	
	D793,055 S	8/2017	Woodman	2014/0345166 A1	11/2014	Koch et al.	
	D798,562 S	10/2017	de Montgolfier	2015/0040438 A1	2/2015	Baucom et al.	
	D811,710 S	3/2018	Sisson et al.	2015/0374068 A1 *	12/2015	Duke	A43B 13/141
	9,955,752 B2	5/2018	Ito et al.				36/31
	D840,651 S	2/2019	Lee et al.	2016/0278484 A1	9/2016	Aslani et al.	
	D840,654 S	2/2019	Whiteman	2016/0286905 A1	10/2016	Schiller	
	D851,884 S	6/2019	Link	2017/0303627 A1	10/2017	Weidl et al.	
	D853,101 S	7/2019	de Montgolfier	2018/0125169 A1	5/2018	Hirai	
	D864,542 S	10/2019	Fallon et al.	2018/0295943 A1	10/2018	Fallon et al.	
	D879,436 S	3/2020	Martin	2021/0037910 A1	2/2021	Nachmani	
	D887,115 S	6/2020	Petrenka	2021/0259367 A1	8/2021	Ekstrom et al.	
	D897,085 S	9/2020	Fallon et al.	2021/0274878 A1	9/2021	Adair et al.	
	D901,142 S	11/2020	Strek	2021/0282497 A1	9/2021	Lyden	
	11,084,239 B2	8/2021	Dyer	2021/0337919 A1	11/2021	Hartley	
	11,089,838 B2	8/2021	Cavaliere	2021/0345726 A1	11/2021	To'Oto'O et al.	
	11,097,501 B2	8/2021	Jones et al.	2021/0352999 A1	11/2021	Bell et al.	
	11,103,026 B2	8/2021	Baghdadi et al.	2021/0354413 A1	11/2021	Jones et al.	
	11,161,284 B2	11/2021	Holmes et al.	2021/0401123 A1	12/2021	Weidl et al.	
	11,166,526 B2	11/2021	Baucom et al.	2022/0015505 A1	1/2022	Constantinou et al.	
	D940,444 S	1/2022	Wilkinson	2022/0031020 A1	2/2022	Sudo et al.	
	11,213,091 B2	1/2022	Constantinou et al.	2022/0071338 A1	3/2022	Lyden	
	11,241,066 B2	2/2022	Auger et al.	2022/0079296 A1	3/2022	Chua et al.	
	D971,571 S *	12/2022	To'oto'o	2022/0225729 A1 *	7/2022	Bonin	A43B 13/026
	11,517,071 B2 *	12/2022	Baghdadi	2023/0108700 A1 *	4/2023	Chua	A43B 13/122
	11,540,591 B2 *	1/2023	Baghdadi				36/25 R
	11,576,466 B1 *	2/2023	Thompsett	2023/0248117 A1 *	8/2023	Chua	A43B 13/223
	11,589,644 B2 *	2/2023	Cross				36/134
	11,627,780 B2 *	4/2023	Strek	2023/0276904 A1 *	9/2023	Berrian	A43B 13/184
							36/24.5
				2023/0404215 A1 *	12/2023	Cavaliere	A43B 5/185
				2024/0123699 A1 *	4/2024	Jones	A43B 13/14

* cited by examiner

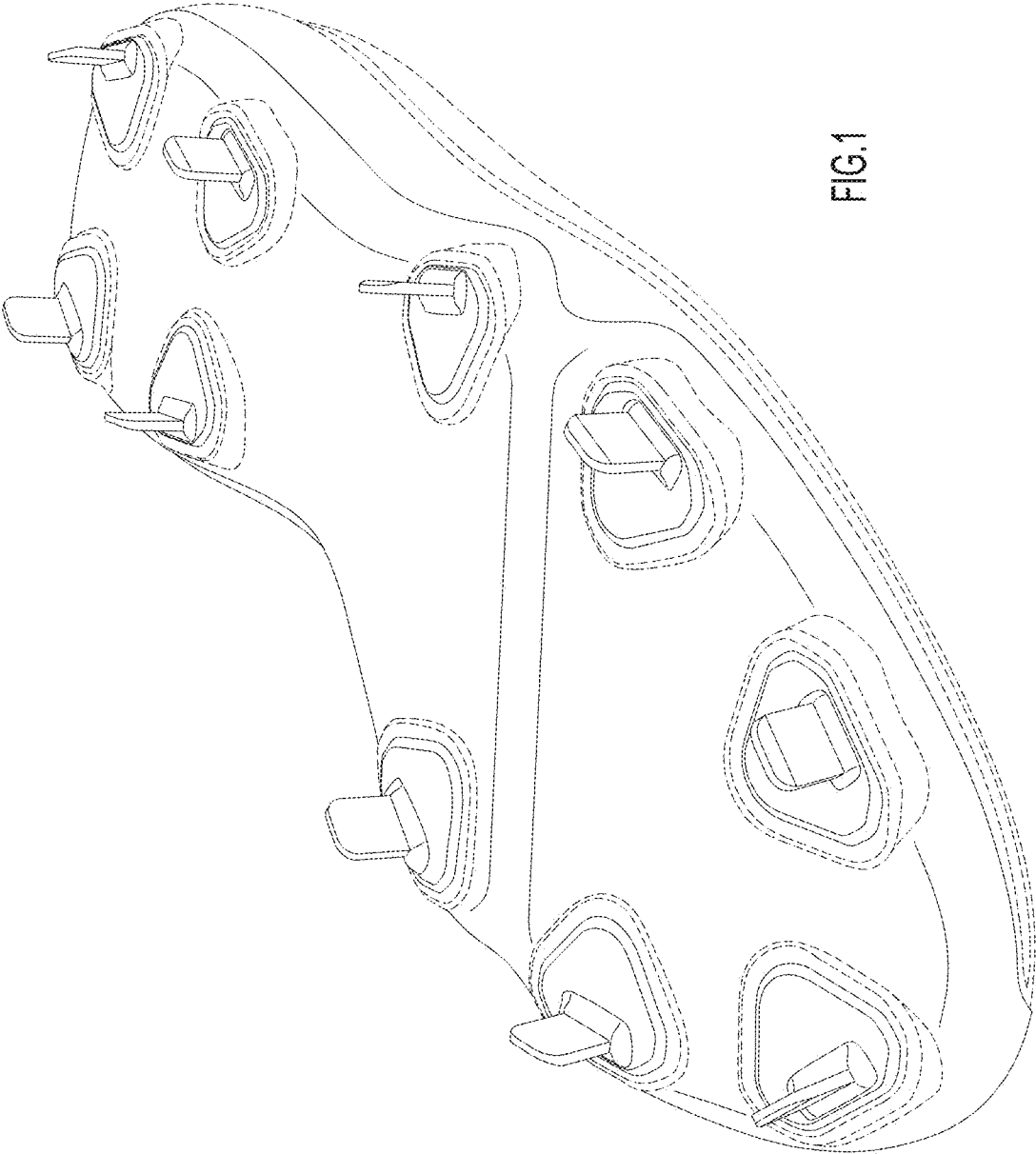


FIG 1

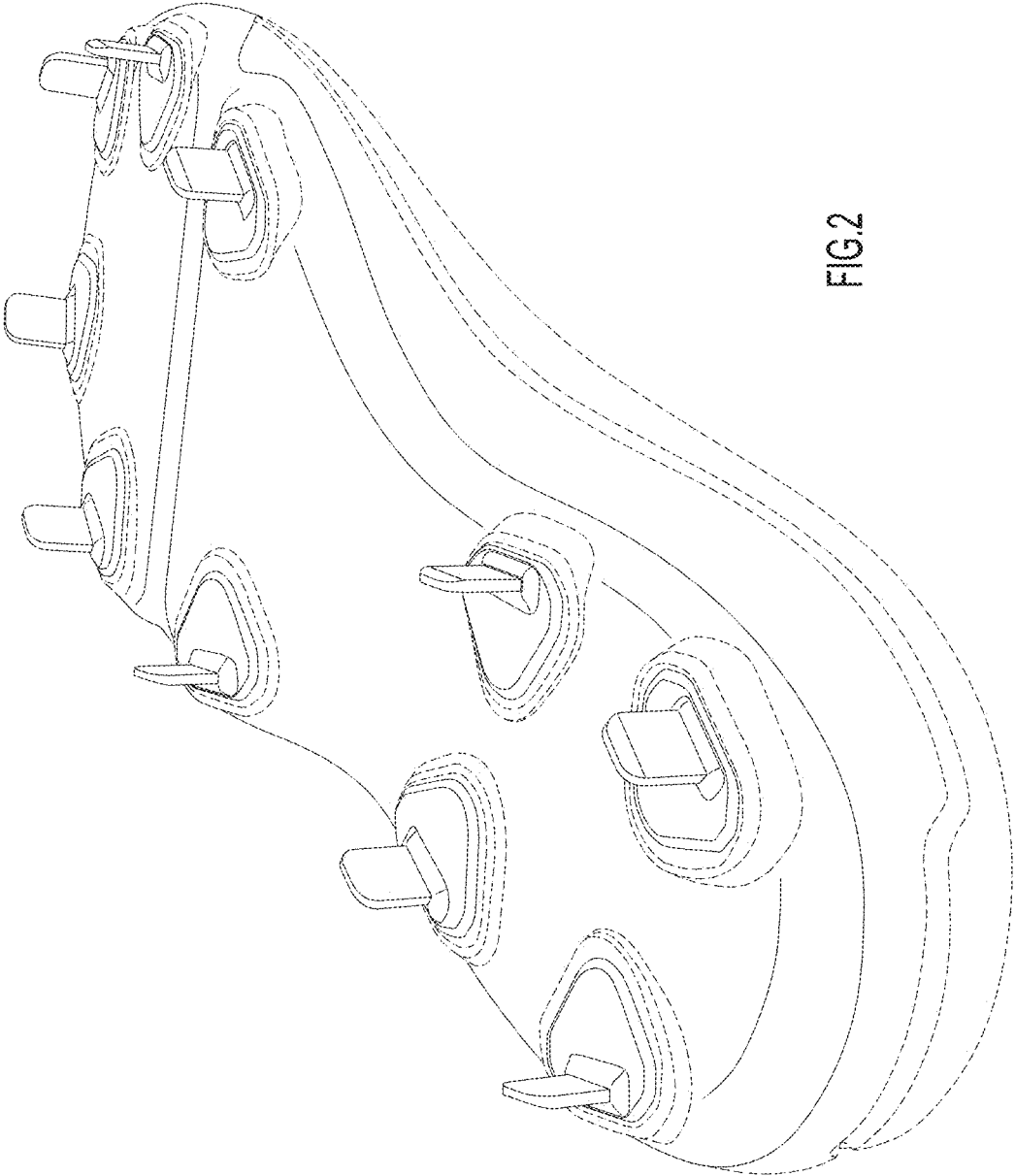


FIG. 2

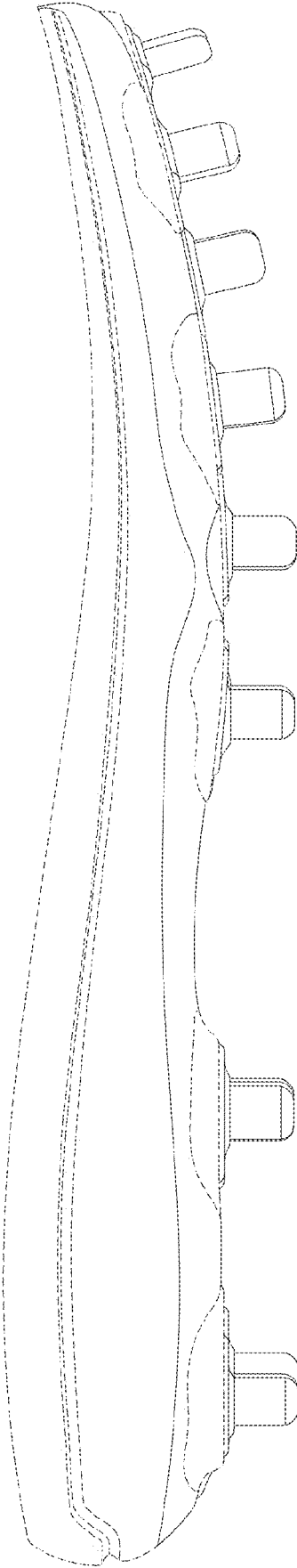


FIG.3

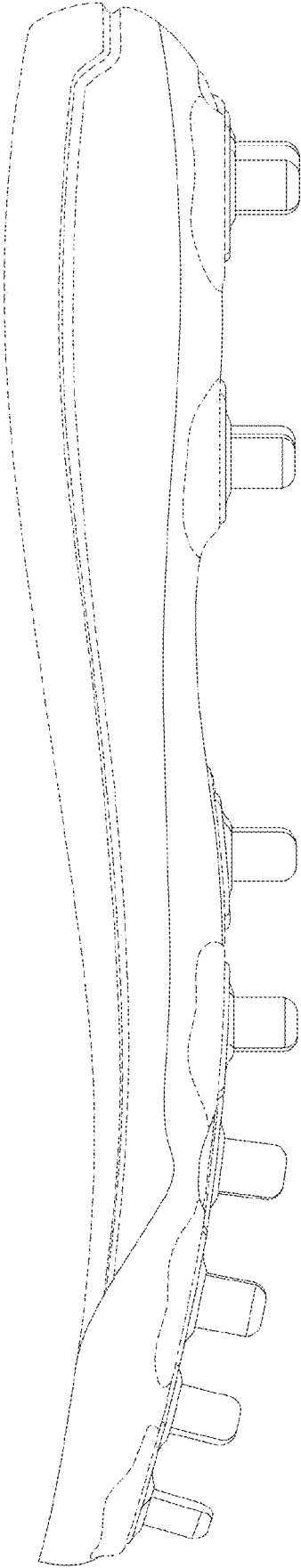


FIG.4




FIG.5

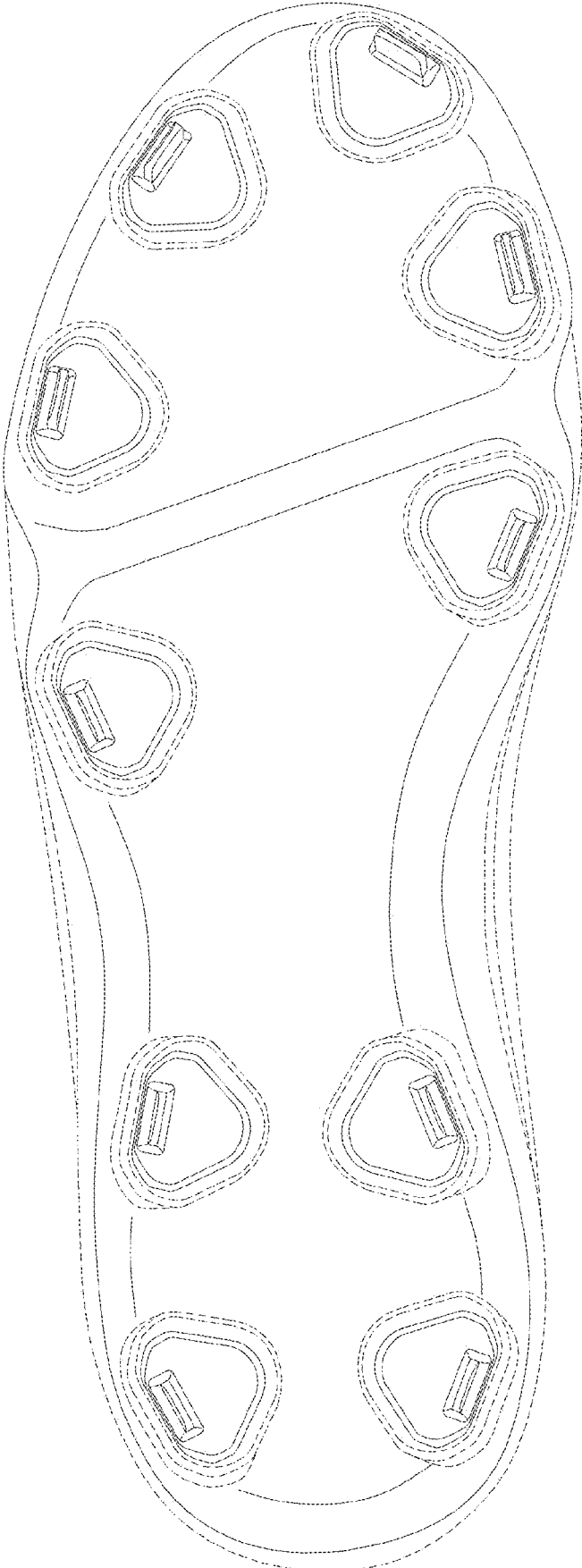


FIG. 6

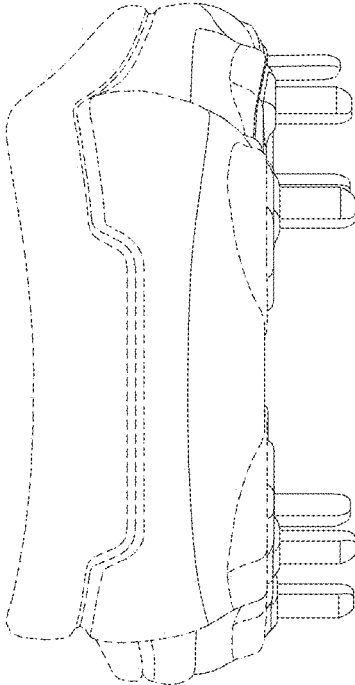


FIG. 8

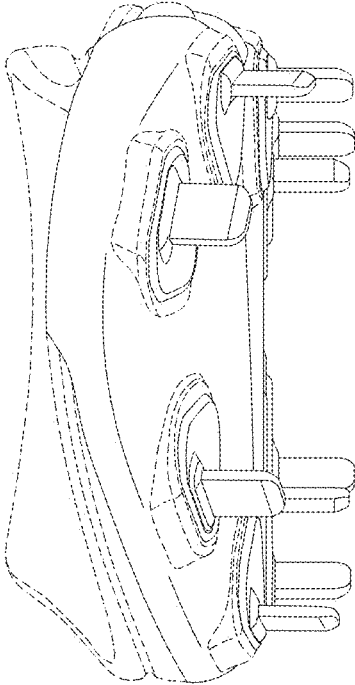


FIG. 7