



US00D519782S

(12) **United States Design Patent**
Schuler et al.

(10) **Patent No.:** **US D519,782 S**

(45) **Date of Patent:** **** *May 2, 2006**

(54) **MUG**

(75) Inventors: **Daniel Schuler**, Chicago, IL (US);
Peter Schmidt, Chicago, IL (US)

(73) Assignee: **Thermos L.L.C.**, Rolling Meadows, IL (US)

(*) Notice: This patent is subject to a terminal disclaimer.

(**) Term: **14 Years**

(21) Appl. No.: **29/219,755**

(22) Filed: **Dec. 21, 2004**

(51) **LOC (8) Cl.** **07-01**

(52) **U.S. Cl.** **D7/509; D7/533; D7/510**

(58) **Field of Classification Search** **D7/507, D7/509, 510, 511, 533, 536, 532, 535, 523; 219/729, 735; 229/403, 404; 220/660, DIG. 1, 220/704, 705, 710, 713, 715, 259.5, 603, 220/375, 669, 592.17, 592.16; 215/376, 388, 215/382, 398**

See application file for complete search history.

(56) **References Cited**

U.S. PATENT DOCUMENTS

D439,473 S	*	3/2001	Lin	D7/510
D454,756 S	*	3/2002	Janky et al.	D7/510
D455,609 S	*	4/2002	Mandel et al.	D7/510
D455,610 S	*	4/2002	Bridges	D7/536
D456,212 S	*	4/2002	Bridges	D7/510
D457,035 S	*	5/2002	Hurlbut	D7/510
D467,124 S	*	12/2002	Janky	D7/533

D469,309 S	*	1/2003	Janky	D7/510
D479,671 S	*	9/2003	Gluck	D7/533
D480,918 S	*	10/2003	Belton et al.	D7/533
D481,590 S	*	11/2003	Lin	D7/510
D481,591 S	*	11/2003	Lin	D7/533
D482,933 S	*	12/2003	Norris et al.	D7/533
D484,743 S	*	1/2004	Furlong	D7/510
D492,546 S	*	7/2004	Bodum	D7/510
D494,010 S	*	8/2004	Yuen	D7/511
D494,011 S	*	8/2004	Janky et al.	D7/533
D503,072 S	*	3/2005	Norris et al.	D7/532

* cited by examiner

Primary Examiner—M. N. Pandozzi

(74) *Attorney, Agent, or Firm*—Wood, Phillips, Katz, Clark & Mortimer

(57) **CLAIM**

The ornamental design of a mug, as shown and described.

DESCRIPTION

FIG. 1 is a perspective view of our mug design taken from above and to one side;

FIG. 2 is a front elevation view of our mug design;

FIG. 3 is a rear elevation view of our mug design;

FIG. 4 is a side elevation view of our mug design taken from left of FIG. 2;

FIG. 5 is a side elevation view of our mug design taken from the right of FIG. 2;

FIG. 6 is a top plan view of our mug design; and,

FIG. 7 is a bottom view of our mug design.

The broken lines in the drawings are for illustrative purposes only and form no part of the claimed design.

1 Claim, 4 Drawing Sheets

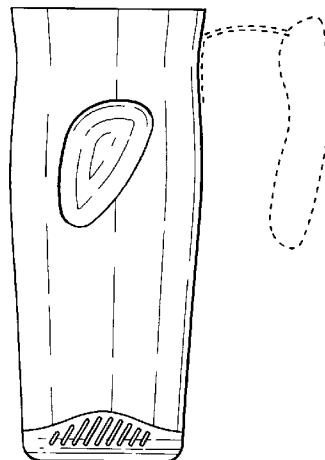
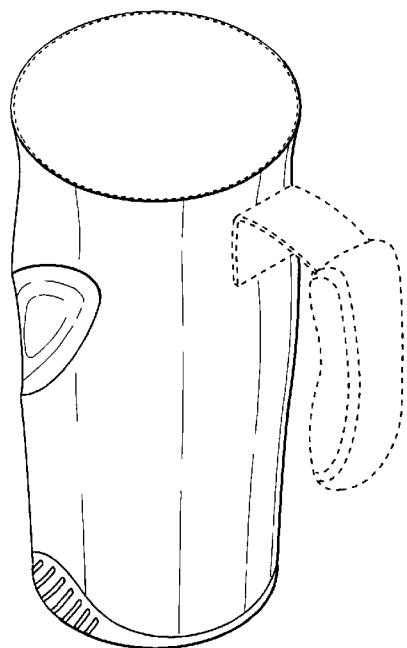


Fig. 1

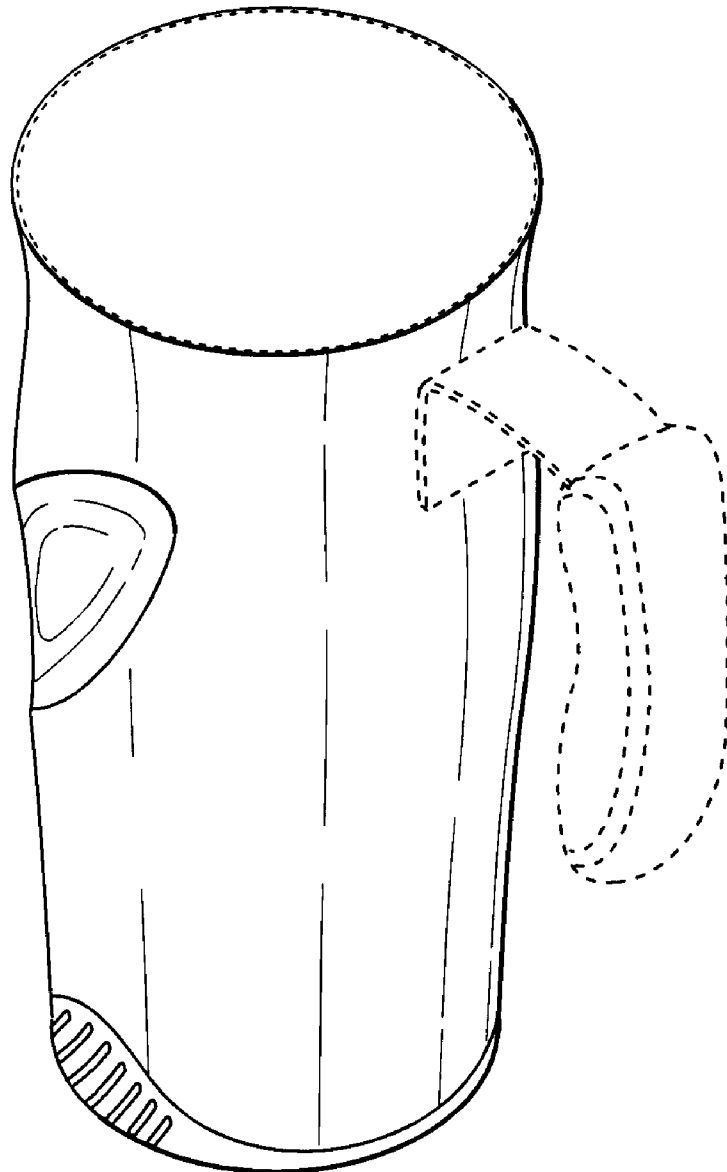


Fig. 2

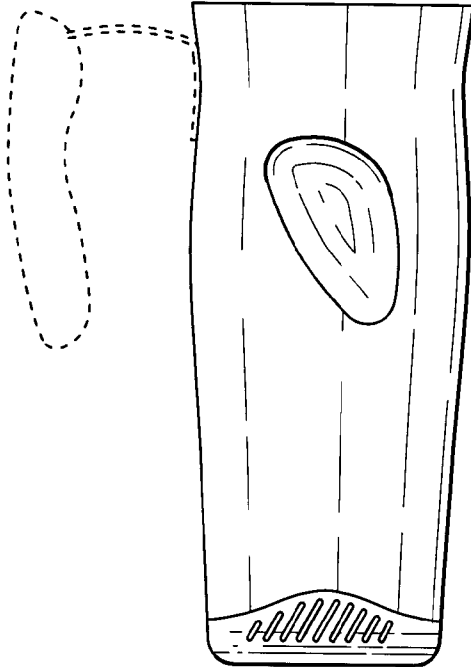


Fig. 3

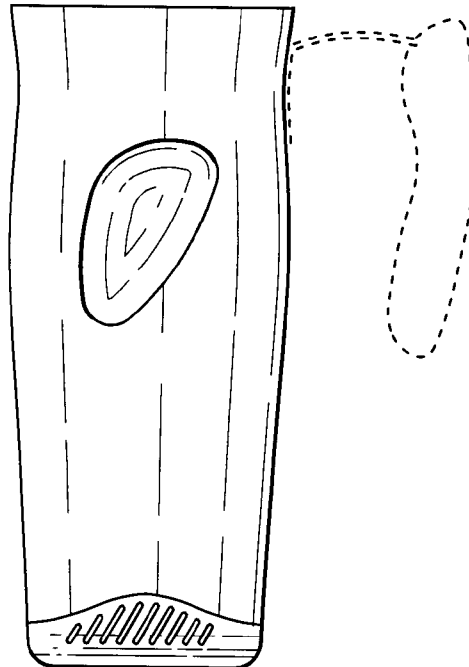


Fig. 4

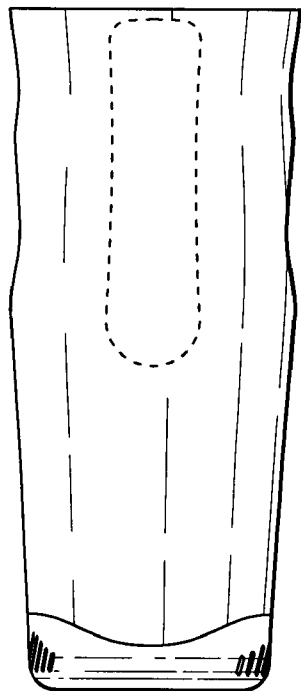


Fig. 5



Fig. 6

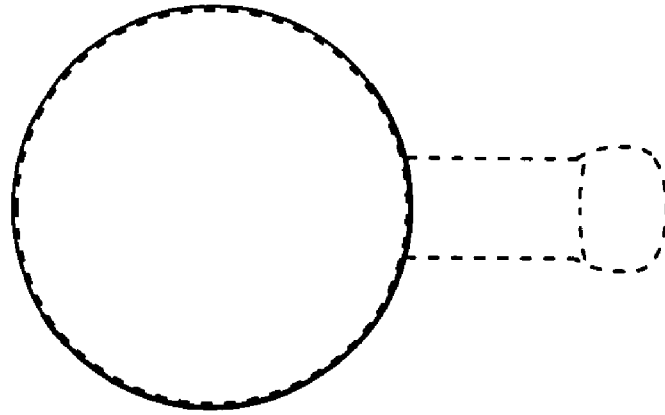


Fig. 7

