

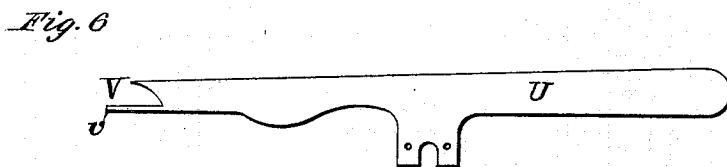
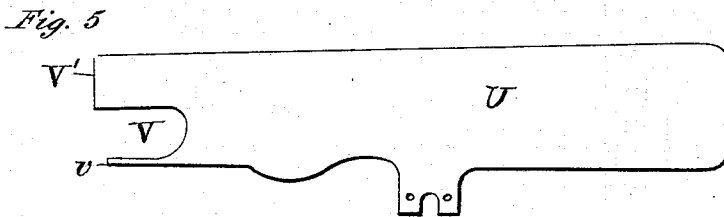
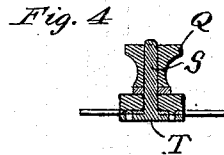
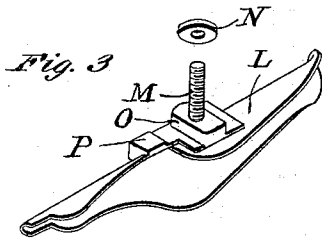
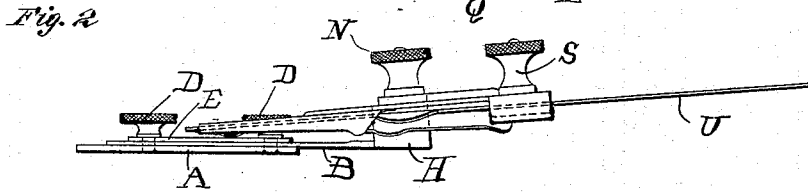
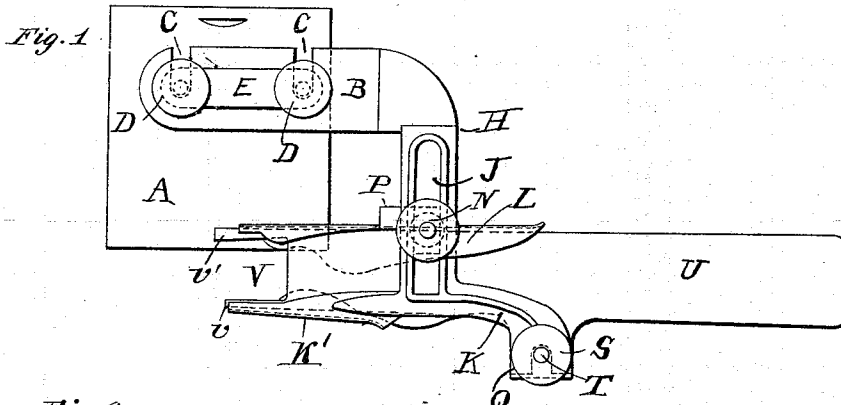
No. 615,557.

Patented Dec. 6, 1898.

R. S. IRWIN.  
HEMMER.

(Application filed Feb. 14, 1898.)

(No Model.)



Witnesses

Geo. W. Hesse  
Frederick C. Sawyer

Robert S. Irwin  
Inventor

By Edwards & Ryan

his Atty's.

# UNITED STATES PATENT OFFICE.

ROBERT S. IRWIN, OF NEW YORK, N. Y.

## HEMMER.

SPECIFICATION forming part of Letters Patent No. 615,557, dated December 6, 1898.

Application filed February 14, 1898. Serial No. 670,166. (No model.)

*To all whom it may concern:*

Be it known that I, ROBERT S. IRWIN, a citizen of the United States, residing at New York, (Brooklyn,) in the county of Kings and State of New York, have invented certain new and useful Improvements in Hemmers, of which the following is a full, clear, and exact specification.

My invention relates to hemmers for use either alone or in connection with sewing-machines, and is particularly applicable for use in the hemming of handkerchiefs.

The object of the invention is to construct a hemmer which can readily be applied to any type of machine, will make the folds in a uniform manner and hold them in shape until caught by the machine-needle, and at the same time shall be capable of immediate and easy adjustment to fold hems of various widths.

The invention will be more particularly described with reference to the accompanying drawings, in which—

Figure 1 is a plan view of a hemmer embodying my invention. Fig. 2 is a side view of the same. Fig. 3 is a detail perspective view of the adjustable folder; Fig. 4, a sectional detail view of the clamp for holding the tongue-pieces in position, and Figs. 5 and 6 are respectively plan views of tongue-pieces of different widths.

Referring more particularly to the drawings, A represents the usual plate found in most sewing-machines adjacent to the needle.

B is the hemmer-arm, to be more particularly described hereinafter, provided with suitable means for being attached to the plate A or directly to the body of the sewing-machine if such plate does not exist thereon.

In this instance such means are shown as comprising two transverse slots C C, adapted to surround, respectively, two set-screws D D in the plate A, and a flat clamping-bar E, between the set-screws and the arm. The arm D is suitably shaped, preferably by bending the same at H, to have a slotted portion J extending in a direction at right angles to the line in which the work is to travel. At the outer end of arm B is an extension K, carrying a folder K', in line with the direction of the work, and a clamping-piece T, having a screw S projecting through the exten-

sion, the clamping-piece being adapted to be clamped against the same or against a tongue-piece between the clamping-piece and the extension by a thumb-nut Q on the screw S. A tongue-piece U, of suitable width and shape to form the desired hem, is adapted to be clamped by clamp T to the extension K and extends in the direction in which the work is to feed to the needle, one edge of the tongue-piece projecting into the folder K'. A second turner L, having a stud O, adapted to slide in the slotted portion J, and a projection P, sliding against the outer side of the bar, whereby the turner is kept in line parallel with the tongue-piece, is adapted to move back and forth on said bar toward and away from said tongue-piece and by means of a set-screw M and thumb-nut N may be clamped in suitable position. By this arrangement any width of tongue-piece may be accommodated, and when the tongue-piece is in position the adjustable turner may be moved up to its position, embracing the free end of the tongue-piece.

It is desirable that after the cloth has been turned to form the proper folds it should be held in this position and be kept at a tension until it is finally caught by the needle of the machine. I therefore cut away the end of the tongue-piece adjacent to the needle to form a cut-away portion V, adapted to receive the presser-foot of the sewing-machine, leaving a projection *v*, which extends to a point directly adjacent to and preferably in front of the needle to support the work to the needle, and preferably, also, leaving a wider projection *v'*, extending to a point opposite the needle to keep the work at proper tension while being caught by the needle or immediately prior thereto.

In the operation of the device a tongue-piece of suitable width is selected and clamped to the extension K and the adjustable folder L moved up to surround the free edge of the tongue-piece. The work is then folded around the tongue-piece in the usual manner and pushed toward the needle. When caught by the needle of a sewing-machine, the machine will automatically draw the work along to continue the hem thus started.

The machine above described will be found particularly adaptable for use in hemming

handkerchiefs; but it will of course be understood that I do not limit its use to any particular line of work, nor do I wish to be understood as limiting my invention to the  
 5 precise construction herein described and illustrated, as it is obvious that the device above described is capable of modification and alteration without departing from the spirit or scope of the invention.

10 Having thus described my invention, I declare that what I claim, and desire to secure by Letters Patent, is—

1. The combination with a sewing-machine, of a hemmer carried thereby and comprising  
 15 a tongue-piece extending toward the sewing-machine needle and having a portion of its end cut away forming projections to receive the presser-foot of the sewing-machine, and the said projections upon said end being  
 20 adapted to support the work to a point immediately adjacent to the needle, substantially as described.

2. The combination with a sewing-machine, of a hemmer carried thereby and comprising  
 25 a tongue-piece extending toward the sewing-machine needle and having its end cut away forming projections adapted to receive the presser-foot of the sewing-machine, one of said projections being adapted to support the  
 30 work to a point immediately adjacent to the needle, and the other of said projections being adapted to support the work and hold it at a tension to a point substantially opposite the needle, substantially as described.

3. In a hemmer, the combination of a slot-  
 35 ted arm carrying at its extremity a folder, and a clamp, a tongue-piece adapted to be clamped at its side by said clamp, a second folder movable on said arm and having a pro-  
 40 jection sliding in said slot adapted to steady the motion of said folder, and means for clamping said last-named folder to said arm, said folders being adapted to receive the re-  
 45 spective edges of said tongue-piece and to be separated from each other whereby an open space will be left above and below the tongue-  
 50 piece between the respective folders, substantially as described.

4. In a hemmer, the combination of an arm carrying at its extremity a folder and a clamp,  
 55 a tongue-piece adapted to be clamped by said clamp, and an adjustable folder carried by said arm, said folders being adapted to receive the respective edges of said tongue-piece, and said tongue-piece having its end cut away to  
 60 receive the presser-foot of a sewing-machine and projections on said end, one of said projections leading to a point immediately in front of the needle of the machine and the other to a point substantially opposite said  
 65 needle, substantially as described.

In testimony whereof I affix my signature in presence of two witnesses.

ROBERT S. IRWIN.

Witnesses:

C. V. EDWARDS,  
 GEO. W. HESS.