



(22) Date de dépôt/Filing Date: 2003/04/14
(41) Mise à la disp. pub./Open to Public Insp.: 2003/11/30
(30) Priorité/Priority: 2002/05/30 (10/158,096) US

(51) Cl.Int.⁷/Int.Cl.⁷ C10M 135/36, C10M 133/12,
C10M 125/04

(71) Demandeur/Applicant:
ETHYL CORPORATION, US

(72) Inventeurs/Inventors:
ESCHE, CARL K., JR., US;
GATTO, VINCENT J., US

(74) Agent: MACRAE & CO.

(54) Titre : UNE COMBINAISON ANTIOXYDANTE POUR LE CONTROLE DE L'OXYDATION ET DU DEPOT DANS DES LUBRIFIANTS CONTENANT DU MOLYBDENE ET UNE PHENOTHIAZINE ALKYLEE
(54) Title: AN ANTIOXIDANT COMBINATION FOR OXIDATION AND DEPOSIT CONTROL IN LUBRICANTS CONTAINING MOLYBDENUM AND ALKYLATED PHENOTHIAZINE

(57) **Abrégé/Abstract:**

The invention relates to a lubricating oil composition having improved antioxidant properties, and which contains a molybdenum compound and an alkylated phenothiazine. Further, it may also include a secondary diarylamine, preferably an alkylated diphenylamine. This combination of additives provides improved oxidation control and friction modifier performance to the lubricating oil. The composition is particularly suited for use as a crankcase lubricant, or a transmission lubricant, including low levels and zero levels of phosphorus.



ABSTRACT

The invention relates to a lubricating oil composition having improved antioxidant properties, and which contains a molybdenum compound and an alkylated phenothiazine. Further, it may also include a secondary diarylamine, preferably an alkylated diphenylamine. This combination of additives provides improved oxidation control and friction modifier performance to the lubricating oil. The composition is particularly suited for use as a crankcase lubricant, or a transmission lubricant, including low levels and zero levels of phosphorus.

AN ANTIOXIDANT COMBINATION FOR
OXIDATION AND DEPOSIT CONTROL IN LUBRICANTS
CONTAINING MOLYBDENUM AND ALKYLATED PHENOTHIAZINE

Background of the Invention

1. Field of the Invention

This invention relates to lubricating oil compositions, their method of preparation, and use. More specifically, this invention relates to lubricating oil compositions which contain a molybdenum compound and an alkylated phenothiazine. The composition may further contain a secondary diarylamine. The use of both the molybdenum and the alkylated phenothiazine, and alternatively further with the secondary diarylamine, provides improved oxidation and deposit control to lubricating oil compositions. The lubricating oil compositions of this invention are particularly useful as crankcase and transmission lubricants.

2. Description of the Related Art

Lubricating oils as used in the internal combustion engines and transmissions of automobiles or trucks are subjected to a demanding environment during use. This environment results in the oil suffering oxidation which is catalyzed by the presence of impurities in the oil such as iron compounds and is also promoted by the elevated temperatures of the oil during use.

The oxidation of lubrication oils during use is usually controlled to some extent by the use of antioxidant additives which may extend the useful life of the lubricating oil, particularly by reducing or preventing unacceptable viscosity increases. Aminic antioxidants are antioxidants that contain one or more nitrogen atoms. An example of an

aminic antioxidant is phenothiazine. The prior art discloses the many teachings on the synthesis and uses of phenothiazine. Phenothiazine antioxidants have been used as a stand alone additive, chemically modified or grafted onto the backbone of polymers.

Lubricant compositions containing various molybdenum compounds and aromatic amines have been used in lubricating oils. Such compositions include active sulfur or phosphorous as part of the molybdenum compound, use additional metallic additives, various amine additives which are different from those used in this invention, and/or have concentrations of molybdenum and amine which do not show the synergistic results obtained by this invention.

An interesting trend in the lubricant industry is a shift to lower and lower phosphorus levels. Thus, at some point the industry will require lubricant formulations for crankcase and transmission fluids, both automatic and manual, with zero or essentially zero phosphorus content.

Existing lubricants employing phenothiazine are taught in U.S. Patent 5,614,124 and references cited therein.

Summary of the Invention

This invention relates to lubricating oil compositions, their method of preparation, and use. More specifically, this invention relates to lubricating oil compositions which contain a molybdenum compound and an alkylated phenothiazine. The composition may further contain a secondary diarylamine. The use of both the molybdenum and the alkylated phenothiazine, and alternatively further with the secondary diarylamine, provides improved oxidation and deposit control to lubricating oil compositions. The lubricating oil compositions of this invention are particularly useful as crankcase and transmission

lubricants.

Detailed Description of the Invention

It has been found that the combination of (1) an oil soluble molybdenum compound and (2) an alkylated phenothiazine, and also preferably a secondary diarylamine, such as an alkylated diphenylamine, is highly effective at controlling crankcase lubricant oxidation and deposit formation. Examples of the types of compounds that may be used in this invention are described in the following. The alkylated diphenylamine (preferred secondary diarylamine) may be used at concentrations ranging from 0.1 to 2.5 wt. % in the finished lubricant, preferably between 0.2 to 1.5 wt. %. The molybdenum compound may be used between 20 and 1000 ppm, preferably between 20 to 200 ppm, based on the amount of molybdenum delivered to the finished lubricating oil. The alkylated phenothiazine may be used at concentrations ranging from 0.05 to 1.5 wt. % in the finished lubricant, preferably between 0.1 to 1.0 wt. %. In addition to the antioxidants of this invention, the lubricating composition may also contain dispersants, detergents, anti-wear additives including for example ZDDP, additional antioxidants if required, friction modifiers, corrosion inhibitors, anti-foaming additives, pour point depressants and viscosity index improvers. The lubricant may be prepared from any paraffinic, naphthenic, aromatic, or synthetic base oil, or mixtures thereof. In an embodiment, the lubricant may contain between 250 and 1000 ppm of phosphorus derived from ZDDP and between 500 and 3000 ppm of calcium from calcium containing sulfonate detergents or calcium containing phenate detergents. In this manner, both crankcase and automatic transmission fluid (ATF) lubricants are readily prepared.

Thus, in an embodiment of the present invention is provided crankcase and

transmission fluid lubricants and additive package concentrates therefor, which contain very low levels of phosphorus. More preferred, are lubricant compositions containing zero or essentially zero phosphorus. By "essentially zero phosphorus" herein is meant phosphorus levels of less than or equal to about 100 ppm.

In another embodiment, the lubricant does not contain ZDDP, but may contain other sources of phosphorus.

I. Molybdenum Compounds

1. Sulfur- and Phosphorus-Free Organomolybdenum Compound

A sulfur- and phosphorus-free organomolybdenum compound that is a component of the present invention may be prepared by reacting a sulfur and phosphorus-free molybdenum source with an organic compound containing amino and/or alcohol groups. Examples of sulfur- and phosphorus-free molybdenum sources include molybdenum trioxide, ammonium molybdate, sodium molybdate and potassium molybdate. The amino groups may be monoamines, diamines, or polyamines. The alcohol groups may be mono-substituted alcohols, diols or bis-alcohols, or polyalcohols. As an example, the reaction of diamines with fatty oils produces a product containing both amino and alcohol groups that can react with the sulfur- and phosphorus-free molybdenum source.

Examples of sulfur- and phosphorus-free organomolybdenum compounds appearing in patents and patent applications which are fully incorporated herein by reference include the following:

1. Compounds prepared by reacting certain basic nitrogen compounds with a molybdenum source as defined in U. S. Patents 4,259,195 and 4,261,843.

2. Compounds prepared by reacting a hydrocarbyl substituted hydroxy alkylated amine with a molybdenum source as defined in U. S. Patent 4,164,473.

3. Compounds prepared by reacting a phenol aldehyde condensation product, a mono-alkylated alkylene diamine, and a molybdenum source as defined in U. S. Patent 4,266,945.

4. Compounds prepared by reacting a fatty oil, diethanolamine, and a molybdenum source as defined in U. S. Patent 4,889,647.

5. Compounds prepared by reacting a fatty oil or acid with 2-(2-aminoethyl)aminoethanol, and a molybdenum source as defined in U. S. Patent 5,137,647.

6. Compounds prepared by reacting a secondary amine with a molybdenum source as defined in U. S. Patent 4,692,256.

7. Compounds prepared by reacting a diol, diamino, or amino-alcohol compound with a molybdenum source as defined in U. S. Patent 5,412,130.

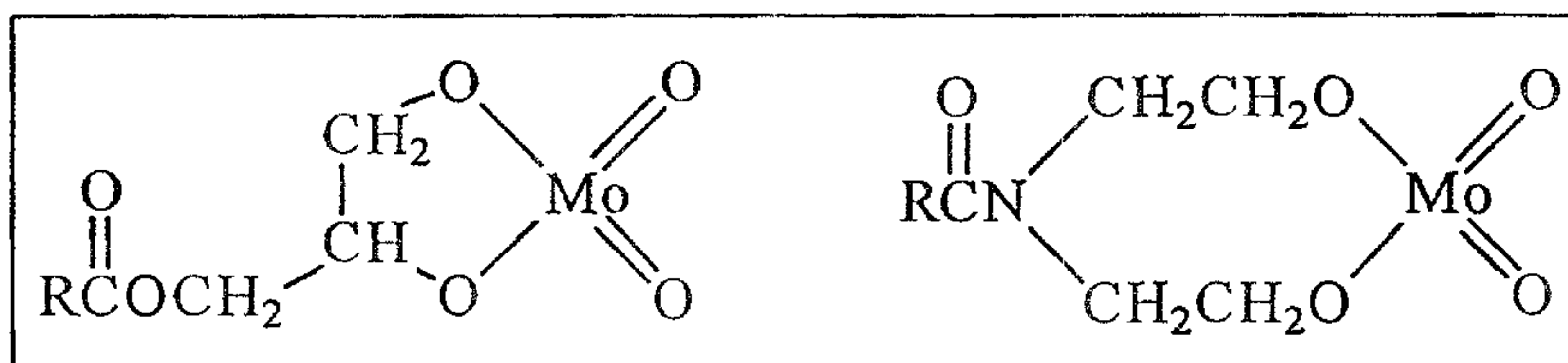
8. Compounds prepared by reacting a fatty oil, mono-alkylated alkylene diamine, and a molybdenum source as defined in European Patent Application EP 1 136 496 A1.

9. Compounds prepared by reacting a fatty acid, mono-alkylated alkylene diamine, glycerides, and a molybdenum source as defined in European Patent Application EP 1 136 497 A1.

Examples of commercial sulfur- and phosphorus-free oil soluble molybdenum compounds are Sakura-Lube^{*} 700 from Asahi Denka Kogyo K.K., and Molyvan® 856B and Molyvan® 855 from R. T. Vanderbilt Company, Inc.

Molybdenum compounds prepared by reacting a fatty oil, diethanolamine, and a molybdenum source as defined in U. S. Patent 4,889,647 are sometimes illustrated with
*Trade-mark

the following structure, where R is a fatty alkyl chain, although the exact chemical composition of these materials is not fully known and may in fact be multi-component mixtures of several organomolybdenum compounds.



II. Sulfur-Containing Organomolybdenum Compound

The sulfur-containing organomolybdenum compound useful in the present invention may be prepared by a variety of methods. One method involves reacting a sulfur and phosphorus-free molybdenum source with an amino group and one or more sulfur sources. Sulfur sources can include for example, but are not limited to, carbon disulfide, hydrogen sulfide, sodium sulfide and elemental sulfur. Alternatively, the sulfur-containing molybdenum compound may be prepared by reacting a sulfur-containing molybdenum source with an amino group or thiuram group and optionally a second sulfur source. Examples of sulfur- and phosphorus-free molybdenum sources include molybdenum trioxide, ammonium molybdate, sodium molybdate, potassium molybdate and molybdenum halides. The amino groups may be monoamines, diamines, or polyamines. As an example, the reaction of molybdenum trioxide with a secondary amine and carbon disulfide produces molybdenum dithiocarbamates. Alternatively, the reaction of $(\text{NH}_4)_2\text{Mo}_3\text{S}_{13} \cdot n(\text{H}_2\text{O})$ where n varies between 0 to 2, with a tetraalkylthiuram disulfide, produces a trinuclear sulfur-containing molybdenum dithiocarbamate.

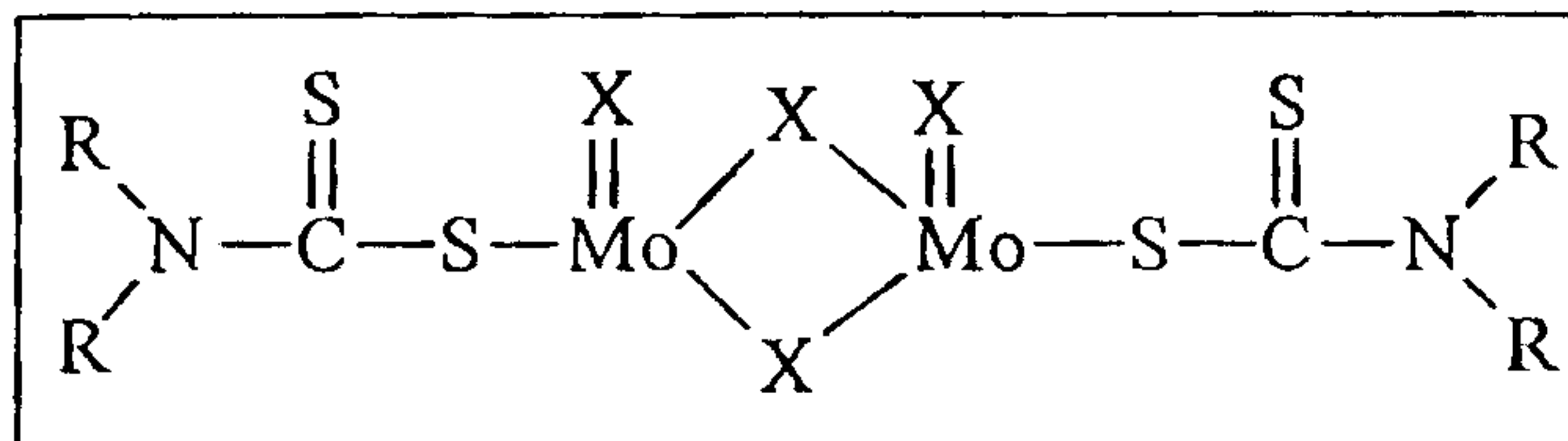
Examples of sulfur-containing organomolybdenum compounds appearing in patents and patent applications include the following:

1. Compounds prepared by reacting molybdenum trioxide with a secondary amine and carbon disulfide as defined in U. S. Patents 3,509,051 and 3,356,702.
2. Compounds prepared by reacting a sulfur-free molybdenum source with a secondary amine, carbon disulfide, and an additional sulfur source as defined in U. S. Patent 4,098,705.
3. Compounds prepared by reacting a molybdenum halide with a secondary amine and carbon disulfide as defined in U. S. Patent 4,178,258.
4. Compounds prepared by reacting a molybdenum source with a basic nitrogen compound and a sulfur source as defined in U. S. Patents 4,263,152, 4,265,773, 4,272,387, 4,285,822, 4,369,119, 4,395,343.
5. Compounds prepared by reacting ammonium tetrathiomolybdate with a basic nitrogen compound as defined in U. S. Patent 4,283,295.
6. Compounds prepared by reacting an olefin, sulfur, an amine and a molybdenum source as defined in U. S. Patent 4,362,633.
7. Compounds prepared by reacting ammonium tetrathiomolybdate with a basic nitrogen compound and an organic sulfur source as defined in U. S. Patent 4,402,840.
8. Compounds prepared by reacting a phenolic compound, an amine and a molybdenum source with a sulfur source as defined in U. S. Patent 4,466,901.
9. Compounds prepared by reacting a triglyceride, a basic nitrogen compound, a molybdenum source, and a sulfur source as defined in U. S. Patent 4,765,918.
10. Compounds prepared by reacting alkali metal alkylthioxanthate salts with molybdenum halides as defined in U. S. Patent 4,966,719.

11. Compounds prepared by reacting a tetralkylthiuram disulfide with molybdenum hexacarbonyl as defined in U. S. Patent 4,978,464.
12. Compounds prepared by reacting an alkyl dixanthogen with molybdenum hexacarbonyl as defined in U. S. Patent 4,990,271.
13. Compounds prepared by reacting alkali metal alkylxanthate salts with dimolybdenum tetra-acetate as defined in U. S. Patent 4,995,996.
14. Compounds prepared by reacting $(\text{NH}_4)_2 \text{Mo}_3\text{S}_{13} \cdot 2\text{H}_2\text{O}$ with an alkali metal dialkyldithiocarbamate or tetralkyl thiuram disulfide as define in U. S. Patent 6,232,276.
15. Compounds prepared by reacting an ester or acid with a diamine, a molybdenum source and carbon disulfide as defined in U. S. Patent 6,103,674.
16. Compounds prepared by reacting an alkali metal dialkyldithiocarbamate with 3-chloropropionic acid, followed by molybdenum trioxide, as defined in U. S. Patent 6,117,826.

Examples of commercial sulfur-containing oil soluble molybdenum compounds are Sakura-Lube 100, Sakura-Lube 155, Sakura-Lube 165, and Sakura-Lube 180 from Asahi Denka Kogyo K.K., Molyvan® A, Molyvan® 807 and Molyvan® 822 from R. T. Vanderbilt Company, and Naugalube MolyFM^{*} from Crompton Corporation.

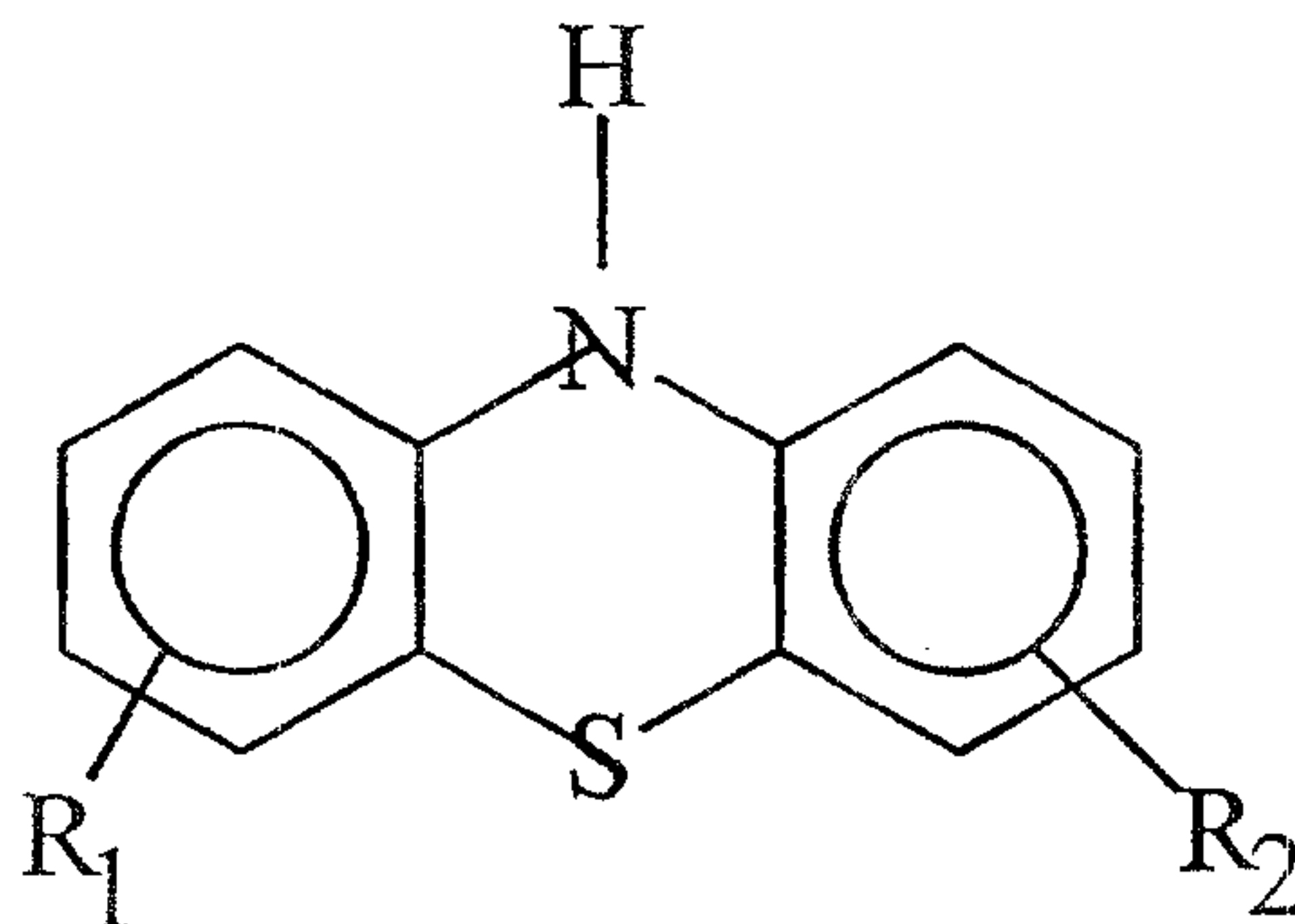
Molybdenum dithiocarbamates are illustrated with the following structure, where R is an alkyl group containing 4 to 18 carbons or H, and X is O or S.



*Trade-mark

II. Alkylated Phenothiazine

An alkylated phenothiazine suitable for this invention must be oil soluble or dispersible and correspond to the general formula below wherein R_1 is a linear or branched C_4 - C_{24} alkyl, heteroalkyl or alkylaryl group and R_2 is H or a linear or branched C_4 - C_{24} alkyl, heteroalkyl or alkylaryl group.



Typical examples of alkylphenothiazine include but are not limited to monotetradecylphenothiazine, ditetradecylphenothiazine, monodecylphenothiazine, didecylphenothiazine monononylphenothiazine, dinonylphenothiazine, monoctylphenothiazine and dioctylphenothiazine.

General Preparation of an Alkylphenothiazine

Non-limiting examples of the preparation of alkylphenothiazine are mentioned in US patents 5,614,124 and 2,781,318.

Diphenylamine can be alkylated with an olefin in the presence of a catalyst. Typical catalysts are acid clay or AlCl_3 . The alkyldiphenylamine can then be sulfurized in the presence of a sulfurizing agent and a catalyst. The preferred sulfur reagent and catalyst are elemental sulfur and iodine, respectively. Non-limiting other sulfurization catalysts are aluminum bromide, aluminum chloride, copper iodide, sulfur iodide, antimony chloride or Iron (III) chloride.

Thus, the alkyldiphenylamine can be of any structure so long as it contains at least one nitrogen atom, two aromatic rings such that each aromatic ring has at least one open ortho position to effect sulfurization and be oil soluble. A partial list of non-limiting alkyldiphenylamines suitable for sulfurization includes: monoctyldiphenylamine, dioctyldiphenylamine, monononyldiphenylamine, dinonyldiphenylamine, monodecyldiphenylamine, didecyldiphenylamine, monotetradecyldiphenylamine, ditetradecyldiphenylamine as well as various mixtures and combinations of these alkyldiphenylamines. Names of commercial alkyldiphenylamines suitable for use with this invention are Naugalube^{*} N-438L, manufactured by CK Witco, and Goodrite^{*} 3190NT, manufactured by Noveon.

Example-1 C₁₄ Alkylphenothiazine Synthesis

Into a round bottom flask equipped with a stirrer, reflux condenser, thermometer, thermocouple and nitrogen gas inlet tube are added the following: C₁₄ alkyldiphenylamine (374 gms, 0.680 mols), elemental sulfur (65 gms, 2.04 mols), iodine (5.7 gms, 0.022 mols) and xylenes (344 ml). Nitrogen gas was bubbled into the reaction mixture at 200ml/min and with vigorous agitation the reaction mixture was cooked at

^{*}Trade-mark

140°C for 4 hours. The product was stripped of solvent and iodine to yield 396 gms of product. Found analytical data: wt. %N = 2.9, wt. %S = 7.89 and 100°C KV = 31.43.

Example-2 Mixed Mono and Di-C₉ Alkylphenothiazine Synthesis

Into a round bottom flask equipped with a stirrer, reflux condenser, thermometer, thermocouple and nitrogen gas inlet tube are added the following: C₉ alkyl diphenylamine (264.9 gms, 0.680 mols), elemental sulfur (65 gms, 2.04 mols), iodine (5.7 gms, 0.022 mols), base oil (286.7gms) and xylenes (344 ml). Nitrogen gas was bubbled into the reaction mixture at 200ml/min and with vigorous agitation the reaction mixture was cooked at 140°C for 4 hours. The product was stripped of solvent and iodine to yield 533 gms of product. Found analytical data: wt. %N = 1.56, wt. %S = 5.45, and 100°C KV = 30.0.

III. Alkylated Diarylamine

The diarylamines that may optionally be used, and that have been found to be useful in this invention are well known antioxidants and there is no known restriction on the type of diarylamine that can be used. Preferably, the diarylamine has the formula:



wherein R' and R'' each independently represents a substituted or unsubstituted aryl group having from 6 to 30 carbon atoms. Illustrative of substituents for the aryl group include aliphatic hydrocarbon groups such as alkyls having from 1 to 30 carbon atoms, hydroxy groups, halogen radicals, carboxylic acid or ester groups, or nitro groups. The aryl is preferably substituted or unsubstituted phenyl or naphthyl, particularly wherein one or

both of the aryl groups are substituted with at least one alkyl having from 4 to 30 carbon atoms, preferably from 4 to 18 carbon atoms, most preferably from 4 to 9 carbon atoms. It is preferred that one or both aryl groups be substituted, e.g. mono-alkylated diphenylamine, di-alkylated diphenylamine, or mixtures of mono- and di-alkylated diphenylamines.

The diarylamines used in this invention can be of a structure other than that shown in the above formula that shows but one nitrogen atom in the molecule. Thus the diarylamine can be of a different structure provided that at least one nitrogen has 2 aryl groups attached thereto, e.g. as in the case of various diamines having a secondary nitrogen atom as well as two aryl groups bonded to one of the nitrogen atoms.

The diarylamines used in this invention should be soluble in the formulated crankcase oil package. Examples of some diarylamines that may be used in this invention include: diphenylamine; various alkylated diphenylamines; 3-hydroxydiphenylamine; N-phenyl-1,2-phenylenediamine; N-phenyl-1,4-phenylenediamine; monobutyldiphenylamine; dibutyldiphenylamine; monooctyldiphenylamine; dioctyldiphenylamine; monononyldiphenylamine; dinonyldiphenylamine; monotetradecyldiphenylamine; ditetradecyldiphenylamine; phenyl-alpha-naphthylamine; monooctyl phenyl-alpha-naphthylamine; phenyl-beta-naphthylamine; monoheptyldiphenylamine; diheptyldiphenylamine; p-oriented styrenated diphenylamine; mixed butyloctyldiphenylamine; and mixed octylstryryldiphenylamine, and mixtures thereof. Examples of commercial diarylamines include, for example, Irganox^{*} L06, Irganox L57 and Irganox L67 from Ciba Specialty Chemicals; Naugalube AMS, Naugalube 438, Naugalube 438R, Naugalube 438L, Naugalube 500, Naugalube 640, Naugalube 680, and Naugard PANA from Crompton Corporation; Goodrite 3123, Goodrite 3190X36, Goodrite 3127, Goodrite 3128, Goodrite 3185X1, Goodrite 3190X29, Goodrite 3190X40, ^{*}Trade-mark

Goodrite 3191 and Goodrite 3192 from Noveon Specialty Chemicals; Vanlube^{*} DND, Vanlube NA, Vanlube PNA, Vanlube SL, Vanlube SLHP, Vanlube SS, Vanlube 81, Vanlube 848, and Vanlube 849 from R. T. Vanderbilt Company Inc.

IV. Evaluation of Passenger Car Engine Oils in the Micro-Oxidation Test

Preparation of Additized Test Oils

Passenger car engine oils were blended as described in Table 1. The preblend used was a 5W-30 passenger car engine oil formulated in Group II basestock containing 500 ppm of phosphorus derived from ZDDP, detergents, dispersants, pour point depressants and viscosity index improvers but no supplemental ashless antioxidants. The alkylated diphenylamine used was HiTEC® 4793 additive, a styryl octyl alkylated diphenylamine available from Ethyl Corporation. The tetradecyl diphenylamine used was obtained from the R. T. Vanderbilt Company. Molybdenum compound M-1 was HiTEC® 4716 additive, an organomolybdenum complex available from Ethyl Corporation containing approximately 8.0 wt. % molybdenum. Molybdenum compound M-2 was Sakura-lube 165, a molybdenum dithiocarbamate available from Asahi Denka Kogyo K. K. containing approximately 4.5 wt. % molybdenum. Molybdenum compound M-3 was an experimental organomolybdenum complex prepared at Ethyl Corporation containing approximately 8.2 wt. % molybdenum. Molybdenum compound M-4 was an experimental organomolybdenum complex prepared at Ethyl Corporation containing approximately 8.3 wt. % molybdenum. The calcium phenate used was LZ-6499^{*} available from Lubrizol Corporation and contained approximately 8.9 wt. % calcium, 3.3 wt. % sulfur, and had a total base number (TBN) of 247 mg KOH/g. The tetradecylphenothiazine used was an experimental product prepared from the

*Trade-mark

tetradecyldiphenylamine at Ethyl Corporation and contained approximately 8.1 wt. % sulfur and 2.7 wt. % nitrogen. The process oil used was a 100N paraffinic process oil. The components were blended into the preblend at 50°C for approximately 3 hours and cooled.

Evaluation of Additized Test Oils For Deposit Control

The Micro-Oxidation Test is a commonly used technique for evaluating the deposit forming tendencies of a wide variety of passenger car and diesel lubricants as well as mineral and synthetic basestocks. The test measures the oxidative stability and deposit forming tendencies of lubricants under high temperature thin-film oxidation conditions. The ability to easily vary test conditions and the flexibility of presenting test results makes it a valuable research tool for screening a wide variety of lubricant products.

In this test, a thin-film of finished oil is accurately weighed onto an indented low carbon steel sample holder sitting in a glass impinger tube. The sample, coupon and impinger tube assembly is then immersed in a high temperature bath. Dry air is passed, at a specific rate, through the impinger tube, over the oil sample, and out of the impinger tube to the atmosphere. At specific time intervals the carbon steel sample holders are removed from the high temperature bath, rinsed with solvent to remove any remaining oil, and oven dried. The solvent washes are filtered to collect any deposits that dislodge from the carbon steel holders. The sample holders and collected deposits are weighed to determine the amount of deposit formed at the sampling interval. Results are reported as the percent of oil forming deposit at a specific time interval. The induction time to deposit formation can also be determined by calculating the intercept between the

baseline formed where minimal deposits are seen, and the slope formed where a rapid rise in deposit formation is seen. Longer induction times correspond to improved deposit control. Another parameter of value in this test is the Performance Index (PI). The performance index represents the reduction in deposit formation of the additized finished oil over the entire sampling range of testing versus the baseline finished oil over the same sampling range. The formula for calculating PI is as follows:

$$PI = [((\text{area of baseline oil} / \text{area of additized oil}) - 1) \times 100]$$

A larger Performance Index (PI) corresponds to improved deposit control.

The test conditions used to evaluate the additized test oils were as follows: gas = dry air, flow = 20 cc/minute, temperature = 230°C, sampling interval = 50, 60, 70, 80, 90, 100, 110, 120 minutes, sample size = approximately 20 microL accurately weighed.

The deposit control results are shown in the attached Table 1. The results show consistently that with all molybdenum additive types, the combination of molybdenum and alkylated phenothiazine (Oils 8, 9, 10, and 11) is effective at improving deposit control relative to oils not containing both molybdenum and alkylated phenothiazine. Oils containing only molybdenum (Oils 2, 3 and 4), or only alkylated phenothiazine (Oil 5), or only tetradecyldiphenylamine (Oil 6), are less effective at controlling deposits. The oil containing molybdenum and tetradecyldiphenylamine (Oil 7) is also less effective at controlling deposits, indicating that the tetradecylphenothiazine/molybdenum combination is unique for controlling deposits. Oil 12 is an example of the deposit control technology disclosed in U. S. Patent 6,174,842. Note that the inventive combination of molybdenum compound M-3 and alkylated phenothiazine affords

improved deposit control over the results from Oil 12 obtained from the technology disclosed in U.S. Patent 6,174,842.

Evaluation of Passenger Car Engine Oils in the Thermo-Oxidation Engine Oil Simulation Test (TEOST MHT-4)

The TEOST MHT-4 is a standard lubricant industry test for the evaluation of the oxidation and carbonaceous deposit-forming characteristics of engine oils. The test is designed to simulate high temperature deposit formation in the piston ring belt area of modern engines. The test utilizes a patented instrument (U.S. Patent 5,401,661 and U.S. Patent 5,287,731) with the MHT-4 protocol being a relatively new modification to the test. Details of the test operation and specific MHT-4 conditions have been published by Selby and Florkowski in a paper entitled, "The Development of the TEOST Protocol MHT as a Bench Test of Engine Oil Piston Deposit Tendency," presented at the 12th International Colloquium Technische Akademie Esslingen, January 11-13, 2000, Wilfried J. Bartz editor.

Oils #4 through #10 and #12 were evaluated in the TEOST MHT-4 with the results shown in the attached Table 1. Note that oils containing tetradecylphenothiazine and molybdenum (Oils #8, 9, and 10) showed improved deposit control versus the corresponding molybdenum compound alone (Oil #4), tetradecylphenothiazine alone (Oil #5), tetradecyldiphenylamine alone (Oil #6), and a combination of tetradecyldiphenylamine and molybdenum (Oil #7).

Evaluation of Passenger Car Engine Oils in the Hot Oil Oxidation Test

Oils #1, #5 and #10 were evaluated for oxidative stability in the Hot Oil Oxidation Test. In this test 25.0 grams of the test oil is treated with an

iron(III)naphthenate catalyst to deliver approximately 250 ppm oil soluble iron to the test oil. The test oil is oxidized in a test tube by bubbling dry air through the oil at a specific rate (10 L/hour) and temperature (160°C) and for a specific time period. At various time intervals (24, 32, 48, 56, 72, 80 hours) the oxidized oil is removed from the test apparatus and analyzed for viscosity at 40°C. The percent viscosity increase (PVI) of the oxidized oil (Ox) versus the fresh oil without catalyst (Fresh) is determined using the following formula: $PVI @ 40^{\circ}C = ((40^{\circ}C \text{ viscosity Ox} - 40^{\circ}C \text{ viscosity Fresh}) / (40^{\circ}C \text{ viscosity Fresh})) \times 100$.

An increase in PVI corresponds to an increase in the rate of oil oxidation. The Hot Oil Oxidation Test results are shown in Table 2. Note that the combination of alkylated phenothiazine and molybdenum in oil #10 affords excellent oxidation control versus the lower performance of oil with only alkylated phenothiazine (#5) or the oil with no alkylated phenothiazine and no molybdenum (#1).

Table 2. Evaluation Of Crankcase Lubricants in the Hot Oil Oxidation Test

Time (min)	Oil #1	Oil #5	Oil #10
24 h % visc inc	-27.8	-30.6	-28.8
32 h % visc inc	-13.2	-30.1	-28.2
48 h % visc inc	56.3	-29.4	-28.0
56 h % visc inc		-21.0	-25.5
72 h % visc inc	1886.3	34.9	-23.6
80 h % visc inc	TVTM	82.3	-22.8

TVTM - Too viscous to measure

This invention is susceptible to considerable variation in its practice.

Accordingly, this invention is not limited to the specific exemplifications set forth hereinabove. Rather, this invention is within the spirit and scope of the appending claims, including the equivalents thereof available as a matter of law.

The patentee does not intend to dedicate any disclosed embodiments to the public, and to the extent that any disclosed modifications or alterations may not literally fall within the scope of the claims, they are considered to be part of the invention under the doctrine of equivalents.

Table 1. Evaluation Of Crankcase Lubricants For Deposit Control

Crankcase Oil Composition

Oil Number	Oil #1	Oil #2	Oil #3	Oil #4	Oil #5	Oil #6	Oil #7	Oil #8	Oil #9	Oil #10	Oil #11	Oil #12*
Preblend	wt. %	97.30	97.30	97.30	97.30	97.30	97.30	97.30	97.30	97.30	97.30	97.30
Alkylated diphenylamine	wt. %	0.70	0.70	0.70	0.70	0.70	0.70	0.70	0.70	0.70	0.70	0.70
Tetradecyl diphenylamine	wt. %				0.40		0.40					
Molybdenum content	ppm		160	160	160	160	160	160	160	160	160	160
Molybdenum content	wt. %		0.20	0.36	0.20	0.20	0.20	0.20	0.36	0.20	0.20	0.20
Molybdenum Type			M-1	M-2	M-3	None	M-3	M-1	M-2	M-3	M-4	M-3
Tetradecylphenothiazine	wt. %				0.40			0.40	0.40	0.40	0.40	
Calcium Phenate	wt. %											0.40
Process Oil	wt. %	2.00	1.80	1.64	1.80	1.60	1.40	1.40	1.24	1.40	1.40	1.40

TEOST MHT-4 Results

Oil Number	Oil #1	Oil #2	Oil #3	Oil #4	Oil #5	Oil #6	Oil #7	Oil #8	Oil #9	Oil #10	Oil #11	Oil #12*
Total Deposits	mg			62.2	41.1	60.2	40.1	39.9	31.9	31.2		58.1

CMOT Results

Oil Number	Oil #1	Oil #2	Oil #3	Oil #4	Oil #5	Oil #6	Oil #7	Oil #8	Oil #9	Oil #10	Oil #11	Oil #12*
Percent Deposits												
50 min	wt. %	10.28	6.25	6.31	12.40	5.95	9.06	1.54	2.28	1.26	2.72	2.28
60 min	wt. %	11.07	6.33	6.59	12.42	5.98	9.09	5.79	3.00	1.28	3.38	2.38
70 min	wt. %	17.20	6.89	12.11	12.45	12.11	15.75	5.82	4.14	2.18	3.61	3.20
80 min	wt. %	19.12	19.95	14.55	21.14	14.51	17.07	4.76	9.78	2.18	3.99	8.40
90 min	wt. %	22.67	22.75	16.56	24.01	15.65	21.45	18.05	11.21	6.76	7.82	14.68
100 min	wt. %	26.77	27.16	19.12	23.98	18.33	23.53	18.84	14.09	8.74	11.66	16.93
110 min	wt. %	29.26	27.98	28.29	24.09	31.95	28.60	20.56	22.41	8.74	11.77	18.64
120 min	wt. %	32.66	25.09	28.13	24.07	30.00	24.62	23.77	21.15	8.54	11.97	26.64

Onset To Deposit Formation

min	55	70	59	68	61	<50	57	78	70	79	80	68
Performance Index $\left(\frac{\text{area No Mo}}{\text{area plus Mo}} - 1\right) \times 100$												
PI	0	19	28	9	26	-7	13	71	92	326	197	81

M-1 - HiTEC 4716 organomolybdenum complex from Ethyl Corporation (8.0 wt. % Mo)
 M-2 - Sakura-Lube 165 molybdenum dithiocarbamate from Asahi Denka Kogyo K. K. (4.5 wt. % Mo)
 M-3 - X-10826LC Experimental Organomolybdenum from Ethyl Corporation (8.2 wt. % Mo)
 M-4 - X-10826LC Experimental Organomolybdenum from Ethyl Corporation (8.3 wt. % Mo)
 Alkylated Diphenylamine - HiTEC 7190 from Ethyl Corporation
 Calcium Phenate - LZ-6499 From Lubrizol Corporation
 Tetradecylphenothiazine - Reaction product of tetradecyl diphenylamine and elemental sulfur
 Tetradecyl Diphenylamine - Obtained from R. T. Vanderbilt Chemical Company

* - Indicates deposit control technology disclosed in U. S. Patent 6,174,842

WHAT IS CLAIMED IS:

1. A lubricating composition comprising a major amount of lubricating oil, and a minor amount of an oil soluble secondary diarylamine, an oil soluble molybdenum compound, and an oil soluble alkylated phenothiazine.

2. The lubricating composition as described in claim 1, wherein the diarylamine comprises an alkylated diphenylamine.

3. The lubricating composition as described in claim 2, wherein the alkylated diphenylamine has a concentration of about 0.1 to 2.5 wt. % in the lubricating composition.

4. The lubricating composition as described in claim 3, wherein the alkylated diphenylamine has a concentration of about 0.2 to 1.5 wt. % in the lubricating composition.

5. The lubricating composition as described in claim 1, wherein the oil soluble molybdenum compound further comprises sulfur.

6. The lubricating composition as described in claim 1, wherein the oil soluble molybdenum compound has a concentration sufficient to provide about 20 to 1000 ppm of molybdenum in the lubricating composition.

7. The lubricating composition as described in claim 6, wherein the oil soluble molybdenum compound has a concentration sufficient to provide about 20 to 200 ppm of molybdenum in the lubricating composition.

8. The lubricating composition as described in claim 1, wherein the oil soluble alkylated phenothiazine has a concentration of about 0.05 to 1.5 wt. % in the lubricating composition.

9. The lubricating composition as described in claim 8, wherein the oil soluble alkylated phenothiazine has a concentration of about 0.1 to 1.0 wt. % in the lubricating composition.

10. The lubricating composition as described in claim 1, wherein at least one of the alkyl groups of the alkylated phenothiazine comprises from four to about twenty-four carbon atoms.

11. The lubricating composition as described in claim 1, wherein the alkylated phenothiazine is disubstituted, with each substituted alkyl group comprising from four to about twenty-four carbon atoms.

12. The lubricating composition as described in claim 11, wherein each substituted alkyl group on the alkylated phenothiazine comprises four to, but including, eight carbon atoms.

13. The lubricating composition as described in claim 1, wherein the alkylated phenothiazine comprises dioctylphenothiazine.

14. The lubricating composition as described in claim 1, wherein the alkylated phenothiazine comprises monoethylphenothiazine.

15. The lubricating composition as described in claim 1, wherein the alkylated phenothiazine comprises dinonylphenothiazine.

16. The lubricating composition as described in claim 1, wherein the alkylated phenothiazine comprises monononylphenothiazine.

17. The lubricating composition as described in claim 1, wherein the alkylated phenothiazine comprises mono C₁₄ alkylphenothiazine.

18. The lubricating composition as described in claim 1, wherein the alkylated phenothiazine comprises di C₁₄ alkylphenothiazine.

19. A lubricating composition comprising a major amount of lubricating oil, an oil soluble molybdenum compound, and an oil soluble alkylated phenothiazine.

20. The lubricating composition as described in claim 19, wherein the oil soluble molybdenum compound further comprises sulfur.

21. The lubricating composition as described in claim 19, wherein the oil soluble molybdenum compound has a concentration sufficient to provide about 20 to about 1000 ppm of molybdenum in the lubricating composition.

22. The lubricating composition as described in claim 21, wherein the oil soluble molybdenum compound has a concentration sufficient to provide about 20 to about 200 ppm of molybdenum in the lubricating composition.

23. The lubricating composition as described in claim 19, wherein the oil soluble alkylated phenothiazine has a concentration of about 0.05 to 1.5 wt. % in the lubricating composition.

24. A lubricating composition as described in claim 23, wherein the oil soluble alkylated phenothiazine has a concentration of about 0.1 to 1.0 wt. % in the lubricating composition.

25. A lubricating composition as described in claim 19, wherein at least one of the alkyl groups of the alkylated phenothiazine comprises from four to about twenty-four carbon atoms.

26. The lubricating composition as described in claim 19, wherein the alkylated phenothiazine is disubstituted, with each substituted alkyl group comprising from about four to about twenty-four carbon atoms.

27. The lubricating composition as described in claim 19, wherein each substituted alkyl group has four to, but including, eight carbon atoms.
28. A lubricating composition as described in claim 19, wherein the alkylated phenothiazine comprises dioctylphenothiazine.
29. The lubricating composition as described in claim 19, wherein the alkylated phenothiazine comprises monoctylphenothiazine.
30. The lubricating composition as described in claim 19, wherein the alkylated phenothiazine comprises dinonylphenothiazine.
31. The lubricating composition as described in claim 19, wherein the alkylated phenothiazine comprises monononylphenothiazine.
32. The lubricating composition as described in claim 19, wherein the alkylated phenothiazine comprises mono C₁₄ alkylphenothiazine.
33. The lubricating composition as described in claim 19, wherein the alkylated phenothiazine comprises di C₁₄ alkylphenothiazine.
34. A lubricating composition additive comprising an oil soluble secondary diarylamine, an oil soluble molybdenum compound, and an oil soluble alkylated phenothiazine.

35. The lubricating composition additive as described in claim 34, wherein the diarylamine is an alkylated diphenylamine.

36. The lubricating composition additive as described in claim 34, wherein the oil soluble molybdenum compound further comprises sulfur.

37. A lubricating composition additive as described in claim 34, wherein the oil soluble molybdenum compound has a concentration sufficient to provide about 20 to 1000 ppm of molybdenum in the lubricating composition.

38. The lubricating composition additive as described in claim 34, wherein the oil soluble molybdenum compound has a concentration sufficient to provide about 20 to 200 ppm of molybdenum in the lubricating composition.

39. A lubricating composition additive as described in claim 34, wherein at least one of the alkyl groups of the alkylated phenothiazine comprises from four to about twenty-four carbon atoms.

40. The lubricating composition additive as described in claim 34, wherein the alkylated phenothiazine is disubstituted, with each substituted alkyl group comprising from about four to about twenty-four carbon atoms.

41. The lubricating composition additive as described in claim 40, wherein each substituted alkyl group comprises four to, but including, eight carbon atoms.

42. The lubricating composition additive as described in claim 34, wherein the alkylated phenothiazine comprises dioctylphenothiazine.

43. The lubricating composition additive as described in claim 34, wherein the alkylated phenothiazine comprises mono-octylphenothiazine.

44. The lubricating composition additive as described in claim 34, wherein the alkylated phenothiazine comprises dinonylphenothiazine.

45. The lubricating composition additive as described in claim 34, wherein the alkylated phenothiazine comprises monononylphenothiazine.

46. The lubricating composition additive as described in claim 34, wherein the alkylated phenothiazine comprises mono C₁₄ alkylphenothiazine.

47. The lubricating composition additive as described in claim 34, wherein the alkylated phenothiazine comprises di C₁₄ alkylphenothiazine.

48. A lubricating composition additive comprising an oil soluble molybdenum compound and an oil soluble alkylated phenothiazine.

49. The lubricating composition additive as described in claim 48, wherein the oil soluble molybdenum compound further comprises sulfur.

50. The lubricating composition additive as described in claim 48, wherein at least one of the alkyl groups of the alkylated phenothiazine comprises from four to about twenty-four carbon atoms.

51. The lubricating composition additive as described in claim 48, wherein the alkylated phenothiazine is disubstituted, with each substituted alkyl group comprising from about four to about twenty-four carbon atoms.

52. The lubricating composition additive as described in claim 51, wherein each substituted alkyl group comprises four to, but including, eight carbon atoms.

53. The lubricating composition additive as described in claim 48, wherein the alkylated phenothiazine comprises dioctylphenothiazine.

54. The lubricating composition additive as described in claim 48, wherein the alkylated phenothiazine comprises monoctylphenothiazine.

55. The lubricating composition additive as described in claim 48, wherein the alkylated phenothiazine comprises dinonylphenothiazine.

56. The lubricating composition additive as described in claim 48, wherein the alkylated phenothiazine comprises monononylphenothiazine.

57. The lubricating composition additive as described in claim 48, wherein the alkylated phenothiazine comprises mono C₁₄ alkylphenothiazine.

58. The lubricating composition additive as described in claim 48, wherein the alkylated phenothiazine comprises di C₁₄ alkylphenothiazine.

59. A method for improving the antioxidancy and/or anti-wear properties of a lubricating composition comprising including in the lubricating composition an oil soluble molybdenum compound and an oil soluble alkylated phenothiazine.

60. The method as described in claim 59, further comprising including in the lubricating composition an oil soluble secondary diarylamine.

61. The method as described in claim 60, wherein the diarylamine is an alkylated diphenylamine.

62. The method as described in claim 60, wherein the secondary diarylamine has a concentration of about 0.1 to 2.5 wt. % in the lubricating composition.

63. The method as described in claim 60, wherein the secondary diarylamine has a concentration of about 0.2 to 1.5 wt. % in the lubricating composition.

64. The method as described in claim 59, wherein the oil soluble molybdenum compound further comprises sulfur.

65. The method as described in claim 59, wherein the oil soluble molybdenum compound has a concentration sufficient to provide about 20 to about 1000 ppm of molybdenum in the lubricating composition.

66. The method as described in claim 65, wherein the oil soluble molybdenum compound has a concentration sufficient to provide about 20 to 200 ppm of molybdenum in the lubricating composition.

67. The method as described in claim 59, wherein the oil soluble alkylated phenothiazine has a concentration of about 0.05 to 1.5 wt. % in the lubricating composition.

68. The method as described in claim 67, wherein the oil soluble alkylated phenothiazine has a concentration of about 0.1 to 1.0 wt. % in the lubricating composition.

69. The method as described in claim 59, wherein at least one of the alkyl groups of the alkylated phenothiazine comprises from four to about twenty-four carbon atoms.

70. The method as described in claim 59, wherein the alkylated phenothiazine is disubstituted, with each substituted alkyl group comprising from about four to about twenty-four carbon atoms.

71. The method as described in claim 70, wherein each substituted alkyl group has four to but including eight carbon atoms.

72. The method as described in claim 59, wherein the alkylated phenothiazine comprises dioctylphenothiazine.

73. The method as described in claim 59, wherein the alkylated phenothiazine comprises monoctylphenothiazine.

74. The method as described in claim 59, wherein the alkylated phenothiazine comprises dinonylphenothiazine.

75. The method as described in claim 59, wherein the alkylated phenothiazine comprises monononylphenothiazine.

76. The method as described in claim 59, wherein the alkylated phenothiazine comprises mono C₁₄ alkylphenothiazine.

77. The method as described in claim 59, wherein the alkylated phenothiazine comprises di C₁₄ alkylphenothiazine.

78. The method as described in claim 59, further comprising including in the lubricating composition an oil soluble alkylated diphenylamine, an oil soluble phosphorus compound, and an oil soluble hindered phenolic derived from 2,6-di-tert-butylphenol.

79. The method as described in claim 59, further comprising including in the lubricating composition an oil soluble alkylated diphenylamine, an oil soluble phosphorus, and an oil soluble calcium-containing detergent.

80. A method for lubricating an engine, comprising lubricating said engine with a lubricating composition of claim 1.

81. A method for lubricating an engine, comprising lubricating said engine with a lubricating composition of claim 19.

82. A method for lubricating an engine, comprising lubricating said engine with a lubricant containing the lubricant composition additive of claim 34.

83. A method for lubricating an engine, comprising lubricating said engine with a lubricant containing the lubricant composition additive of claim 48.

84. The composition of claim 1, wherein the composition comprises zero phosphorus.

85. The composition of claim 1, wherein the composition comprises essentially zero phosphorus.

86. The composition of claim 19, wherein the composition comprises zero phosphorus.

87. The composition of claim 19, wherein the composition comprises essentially zero phosphorus.

88. The composition of claim 34, wherein the composition comprises zero phosphorus.

89. The composition of claim 34, wherein the composition comprises essentially zero phosphorus.