



US00D650010S

(12) **United States Design Patent**  
**Dewberry**

(10) **Patent No.:** **US D650,010 S**

(45) **Date of Patent:** **\*\* Dec. 6, 2011**

(54) **PEN CAP**

(76) Inventor: **Rob Dewberry**, Madison, AL (US)

(\*\*) Term: **14 Years**

(21) Appl. No.: **29/362,272**

(22) Filed: **May 21, 2010**

(51) **LOC (9) Cl.** ..... **19-06**

(52) **U.S. Cl.** ..... **D19/42**

(58) **Field of Classification Search** ..... D19/35,  
D19/36, 41-51, 54-58; 24/11 F, 11 P, 11 R;  
401/52, 99, 100, 104-109, 192, 195, 196;  
D21/750; 473/291

See application file for complete search history.

|                |         |                       |         |
|----------------|---------|-----------------------|---------|
| D364,435 S *   | 11/1995 | Wood .....            | D21/750 |
| D368,127 S *   | 3/1996  | Solheim .....         | D21/748 |
| 5,547,426 A *  | 8/1996  | Wood .....            | 473/290 |
| 5,562,551 A *  | 10/1996 | Rife .....            | 473/291 |
| 5,573,241 A *  | 11/1996 | Anderson .....        | 473/282 |
| D376,632 S *   | 12/1996 | Simmons .....         | D21/750 |
| 5,616,086 A *  | 4/1997  | Chappell .....        | 473/290 |
| 5,658,209 A *  | 8/1997  | Blakemore .....       | 473/350 |
| D388,487 S *   | 12/1997 | Sheets .....          | D21/749 |
| D393,280 S *   | 4/1998  | Cheng .....           | D19/42  |
| D395,476 S *   | 6/1998  | Pond et al. ....      | D21/747 |
| D399,276 S *   | 10/1998 | Hettinger et al. .... | D21/747 |
| 5,984,803 A *  | 11/1999 | Chappell .....        | 473/291 |
| D426,276 S *   | 6/2000  | Besnard et al. ....   | D21/747 |
| 6,093,113 A *  | 7/2000  | Mertens .....         | 473/328 |
| D434,462 S *   | 11/2000 | Reed et al. ....      | D21/747 |
| 6,179,726 B1 * | 1/2001  | Satoh et al. ....     | 473/290 |
| 6,290,607 B1 * | 9/2001  | Gilbert et al. ....   | 473/291 |
| D449,866 S *   | 10/2001 | Miller .....          | D21/747 |

(Continued)

(56) **References Cited**

U.S. PATENT DOCUMENTS

|               |         |                       |         |
|---------------|---------|-----------------------|---------|
| D148,193 S *  | 12/1947 | Smith .....           | D21/750 |
| D164,597 S *  | 9/1951  | Penna .....           | D21/751 |
| 3,079,157 A * | 2/1963  | Turner .....          | 473/328 |
| D243,706 S *  | 3/1977  | Hall .....            | D21/750 |
| D249,374 S *  | 9/1978  | Jeghers .....         | D21/750 |
| D265,113 S *  | 6/1982  | Lyons, Jr. ....       | D21/750 |
| D275,744 S *  | 10/1984 | McJunkin et al. ....  | D11/157 |
| 4,715,601 A * | 12/1987 | Lamanna .....         | 473/291 |
| D294,850 S *  | 3/1988  | Simmons .....         | D21/750 |
| D299,505 S *  | 1/1989  | Honma .....           | D21/750 |
| 4,992,236 A * | 2/1991  | Shira .....           | 419/28  |
| D319,089 S *  | 8/1991  | Mendralla .....       | D21/750 |
| D320,426 S *  | 10/1991 | Antonious .....       | D21/750 |
| 5,056,788 A * | 10/1991 | Katayama .....        | 473/291 |
| D332,123 S *  | 12/1992 | Morin .....           | D21/750 |
| 5,209,473 A * | 5/1993  | Fisher .....          | 473/291 |
| D343,435 S *  | 1/1994  | Poincenot et al. .... | D21/750 |
| 5,316,297 A * | 5/1994  | Chappell .....        | 473/291 |
| 5,333,872 A * | 8/1994  | Manning et al. ....   | 473/291 |
| D353,862 S *  | 12/1994 | Saito .....           | D21/750 |
| 5,375,840 A * | 12/1994 | Hirsch et al. ....    | 473/291 |
| D357,294 S *  | 4/1995  | Solheim .....         | D21/748 |
| 5,433,439 A * | 7/1995  | Hsien .....           | 473/290 |
| D362,884 S *  | 10/1995 | Blough et al. ....    | D21/750 |
| D363,962 S *  | 11/1995 | Smith .....           | D21/748 |

Primary Examiner — Elizabeth Albert

(74) *Attorney, Agent, or Firm* — QuickPatents, Inc.; Kevin Prince

(57) **CLAIM**

What is claimed is the ornamental design for a pen cap, as shown and described.

**DESCRIPTION**

FIG. 1 is a perspective view of a pen cap, showing the new design;

FIG. 2 is a front elevational view thereof;

FIG. 3 is a rear elevational view thereof;

FIG. 4 is a right-side elevational view thereof;

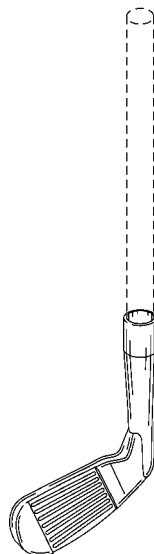
FIG. 5 is a left-side elevational view thereof;

FIG. 6 is a top plan view thereof; and,

FIG. 7 is a bottom plan view thereof.

The broken lines showing a pen in FIG. 1 are included for the purpose of illustrating the invention in use, and form no part of the claimed design.

**1 Claim, 3 Drawing Sheets**



# US D650,010 S

Page 2

---

## U.S. PATENT DOCUMENTS

|           |    |   |         |                  |       |         |              |    |   |         |                  |       |         |
|-----------|----|---|---------|------------------|-------|---------|--------------|----|---|---------|------------------|-------|---------|
| D457,211  | S  | * | 5/2002  | Bakke            | ..... | D21/747 | 6,719,642    | B2 | * | 4/2004  | Wahl et al.      | ..... | 473/291 |
| 6,482,103 | B1 | * | 11/2002 | Vache            | ..... | 473/282 | D492,376     | S  | * | 6/2004  | Nicolette et al. | ..... | D21/747 |
| D468,382  | S  | * | 1/2003  | Wahl et al.      | ..... | D21/747 | 6,860,819    | B2 | * | 3/2005  | Gilbert          | ..... | 473/291 |
| 6,517,448 | B1 | * | 2/2003  | Takeda           | ..... | 473/324 | D507,029     | S  | * | 7/2005  | Burrows          | ..... | D21/747 |
| D473,606  | S  | * | 4/2003  | Mickelson et al. | ..... | D21/747 | 6,935,967    | B2 | * | 8/2005  | Mahaffey et al.  | ..... | 473/291 |
| D476,048  | S  | * | 6/2003  | Cleveland et al. | ..... | D21/747 | 7,022,027    | B2 | * | 4/2006  | Chen             | ..... | 473/291 |
| D476,707  | S  | * | 7/2003  | Walker           | ..... | D21/747 | D533,610     | S  | * | 12/2006 | Cleveland        | ..... | D21/747 |
| D483,408  | S  | * | 12/2003 | Smiskol et al.   | ..... | D19/42  | 2003/0084756 | A1 | * | 5/2003  | Schroder et al.  | ..... | 81/20   |

\* cited by examiner

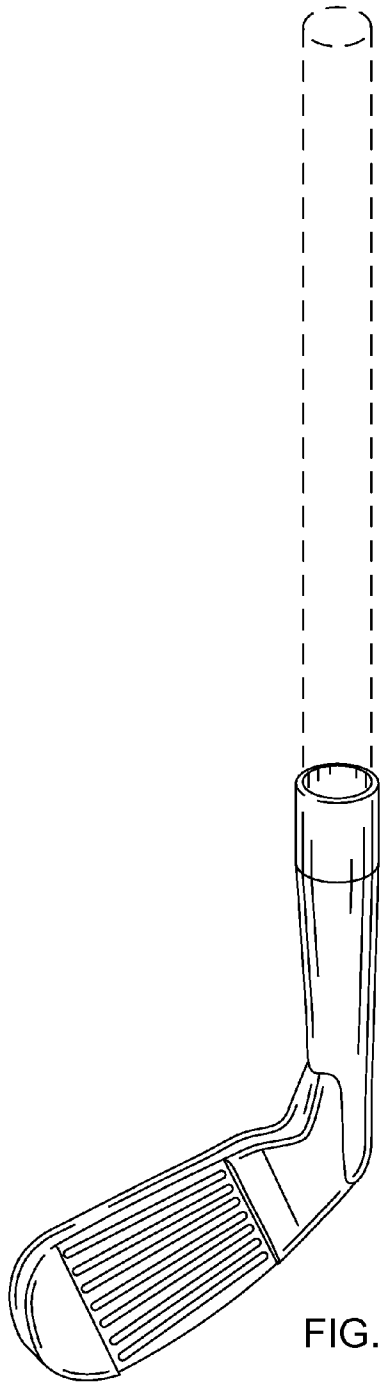


FIG. 1

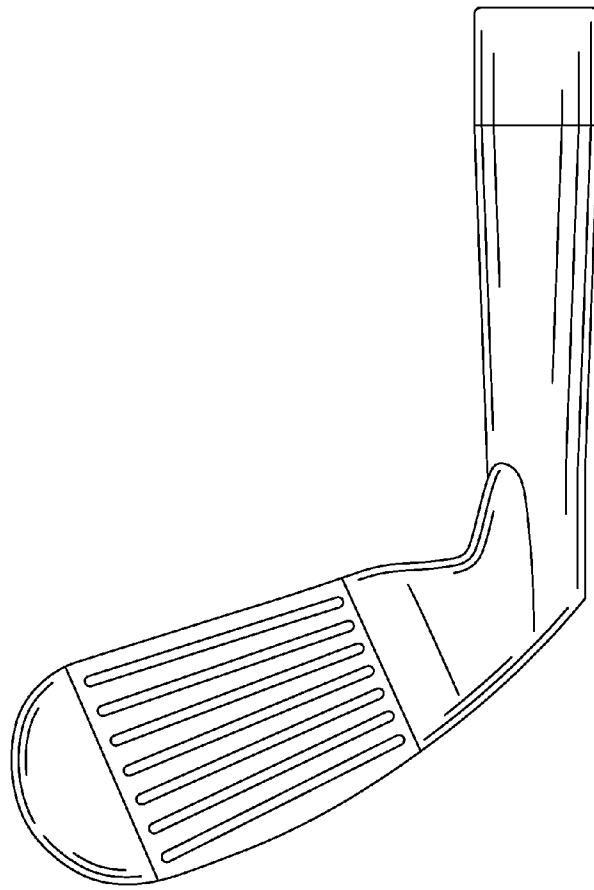


FIG. 2

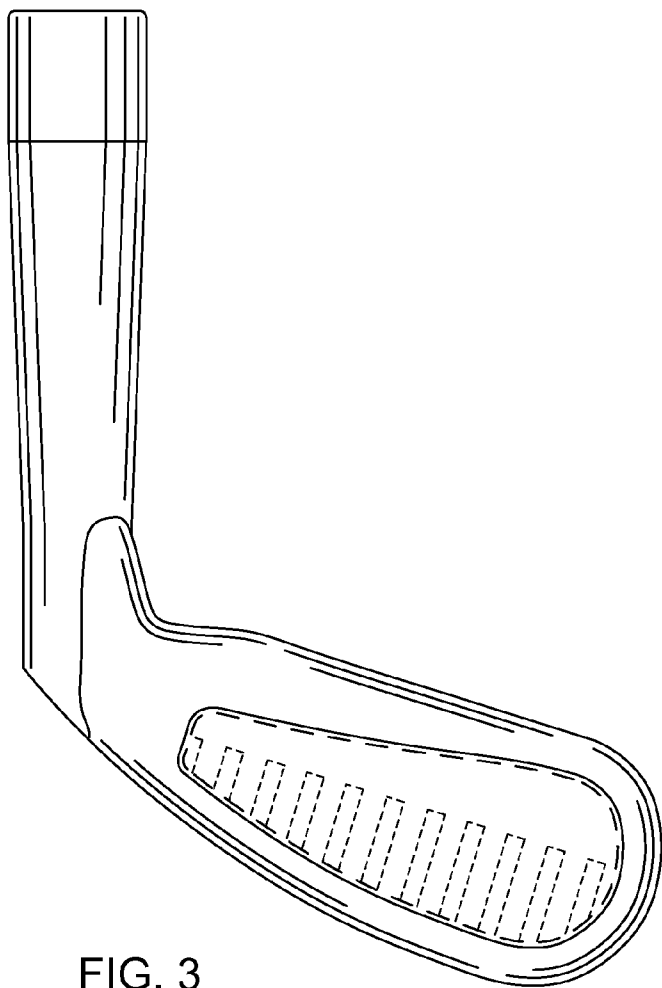


FIG. 3



FIG. 4

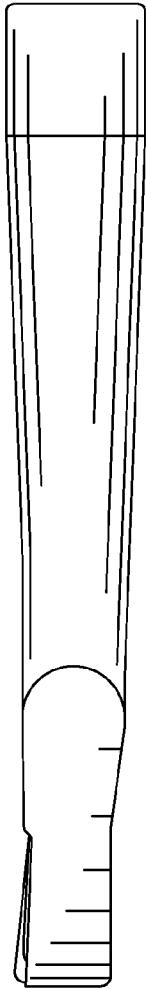


FIG. 5

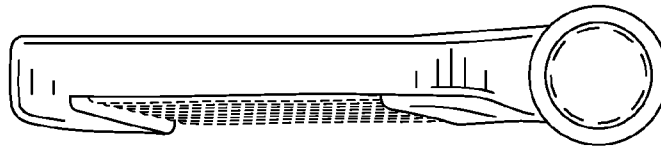


FIG. 6

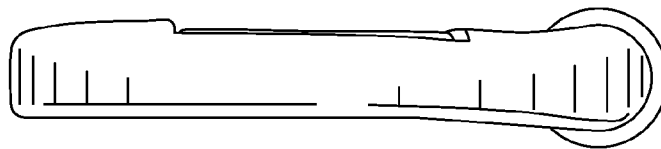


FIG. 7