

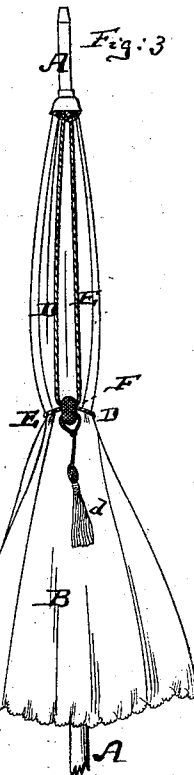
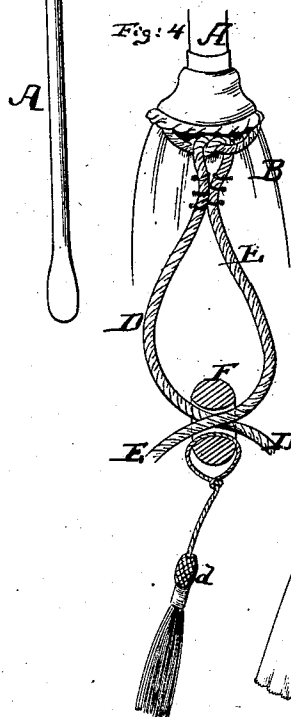
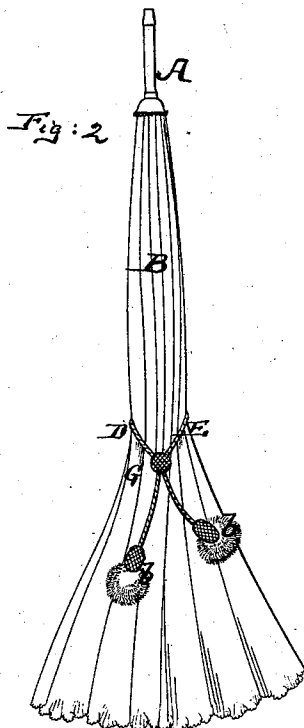
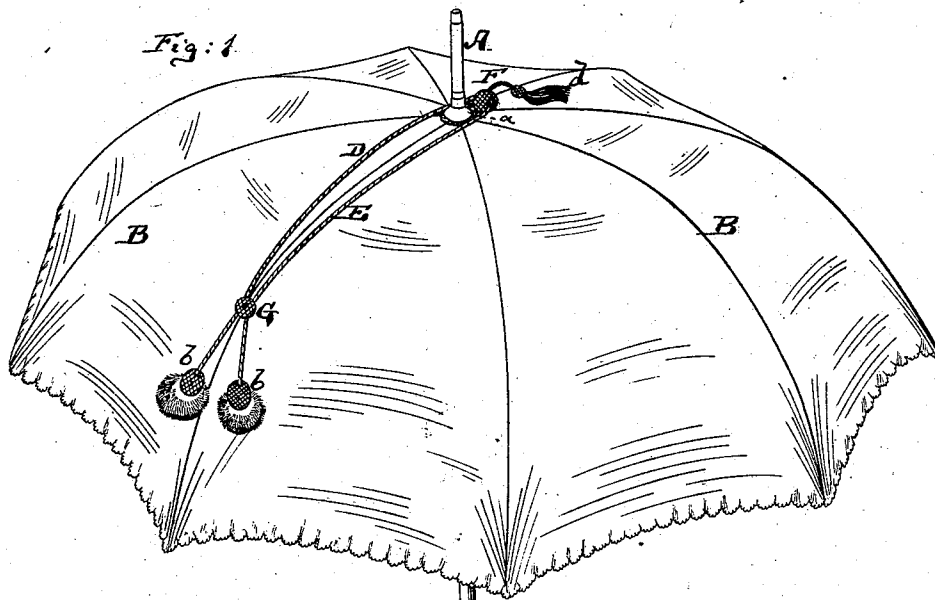
(Model.)

H. MAUL & F. LANDENBERGER.

PARASOL.

No. 256,580.

Patented Apr. 18, 1882.



Witnesses:
Harry F. Parker
John C. Tunbridge.

Inventor:
Hugo Maul
Frederick Landenberger
by their attorneys
Bonieson & Betts

UNITED STATES PATENT OFFICE.

HUGO MAUL AND FREDERIK LANDENBERGER, OF NEW YORK, N. Y.

PARASOL.

SPECIFICATION forming part of Letters Patent No. 256,580, dated April 18, 1882.

Application filed February 21, 1882. (Model.)

To all whom it may concern :

Be it known that we, HUGO MAUL and FREDERIK LANDENBERGER, of New York, county and State of New York, have invented an Improvement in Parasols, of which the following is a specification.

Figure 1 is a perspective view of our improved parasol, showing it spread open. Figs. 2 and 3 are side views of the same, showing it contracted or folded. Fig. 4 is a detail sectional face view, on an enlarged scale, of the parts used for holding the parasol contracted.

The object of this invention is to produce a convenient apparatus or attachment to parasols, umbrellas, and the like for holding them folded together and permitting them to be readily spread open.

Heretofore means have been devised for holding parasols closed, either in form of elastic bands slipped over them or in form of metallic rings adapted to receive the ends of the ribs. The sliding bands were unsightly and apt to be lost, and the metallic rings were not only expensive attachments, but, moreover, required the ribs to project beyond the covering, in order to be enabled to engage into the metallic receivers, thereby to an extent also making the parasols unsightly.

Our invention consists in placing on the outer side of the parasol-covering a pair of crossing cords provided with a slide, through which they both pass in such a manner that when this slide is moved toward the center of the covering—that is to say, toward the stem of the parasol—the latter can be opened; but when the slide is pulled down on the closed parasol, the parasol will thereby be held closed. These cords, with their slide, constitute an ornamental attachment to the parasol, making it look handsome in every respect, are inexpensive, and absolutely effective for the purpose for which they have been designed.

In the drawings, the letter A represents the stem of the parasol.

B is the silk or other covering of the parasol.

D and E are the two cords which are fastened to the upper part of the stem, or to the covering where it joins the upper part of the stem, and which are crossed and passed through a slide or button, F, as shown in Fig. 4. The lower ends of these cords are at G fastened to the covering B of the parasol.

The point of attachment G is diametrically opposite the point of attachment *a* of the upper ends of the cords to or near the parasol-stem, so that when the parasol is expanded, as in Fig. 1, the top of the stem A will protrude through the loop made by the cords D E. When the parasol is contracted it is only necessary to pull the slide F downward, thereby increasing its distance from the point of attachment *a* until the slide F is nearly opposite the point of attachment G. (See Figs. 2 and 3.) The lower parts of the cords D E, which are between the slide F and the point of attachment G, now form a small loop, which will hold the parasol contracted.

For releasing the parasol it is only necessary to raise the slide F toward the upper part of the stem A, thereby relieving the cover from all interference by said cords D and E.

The slide F may be a perforated button or a ring, as shown in Fig. 4, or plate, and has for greater convenience, and also for improving its appearance, a suspended tassel *d*, which will also answer as a handle for readily moving it. In like manner the cords D E may have tassels *b b* at their lower ends, beyond or near the point G of attachment, to heighten the effect of the attachment as far as appearance goes.

We have said that the cords D and E are attached at *a*; but it is quite clear that instead of using two separate cords, D and E, the two strands D and E may be parts of the same cord, which may be tied around the upper part of the parasol and stitched or otherwise fastened thereto, as is clearly indicated in Fig. 4, and when we speak of the two cords D and E we desire to embrace also the two strands D and E when part of one and the same cord.

We claim—

The parasol attachment consisting of the two strands or cords D E, connected to the parasol at *a* and at G, and combined with the slide F, through which said cords or strands are passed, and in which they are crossed, substantially as and for the purpose specified.

HUGO MAUL.
FREDERIK LANDENBERGER.

Witnesses:

GUSTAV SCHNEPPE,
WILLY G. E. SCHULTZ.