



US 20060005313A1

(19) **United States**

(12) **Patent Application Publication**
Fluellen

(10) **Pub. No.: US 2006/0005313 A1**

(43) **Pub. Date: Jan. 12, 2006**

(54) **FACE/HEADREST ATTACHMENT FOR
LOUNGE CHAIRS**

Publication Classification

(51) **Int. Cl.**

A47C 17/66 (2006.01)

(52) **U.S. Cl.** **5/638; 297/219.1; 297/900**

(76) **Inventor: Kevin Lynn Fluellen, Columbus, OH
(US)**

Correspondence Address:

Jason H. Foster

Kremblas, Foster, Phillips & Pollick

7632 Slate Ridge Blvd.

Reynoldsburg, OH 43068 (US)

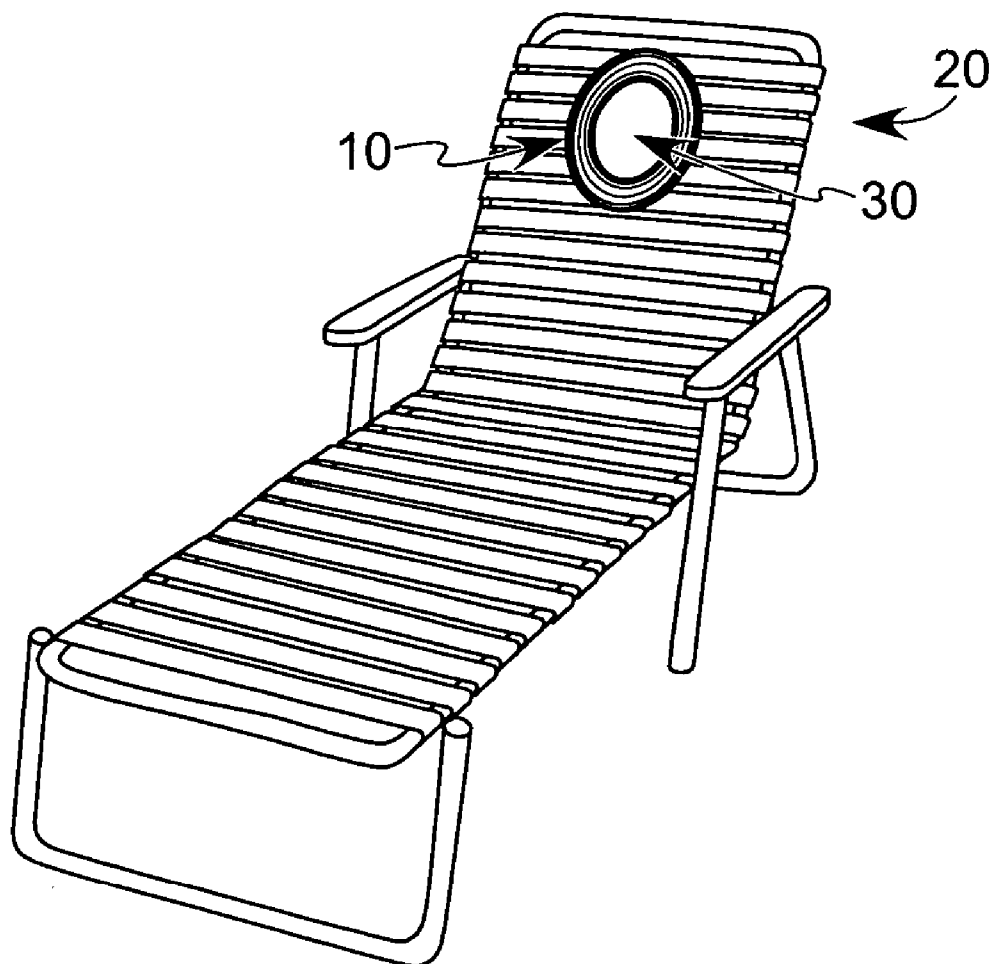
(21) **Appl. No.: 10/886,141**

(22) **Filed: Jul. 7, 2004**

(57)

ABSTRACT

A face/headrest attachment for lounge chairs having an annular cushion forming a hole through the back of the chair, where a person's head would typically rest. A two-piece plastic ring that is held together by fasteners such as screws and adhesive frames the hole through the back of the chair. The backing of the chair material is placed between the rings to allow for the continuing support of the remainder of the chair's surface.



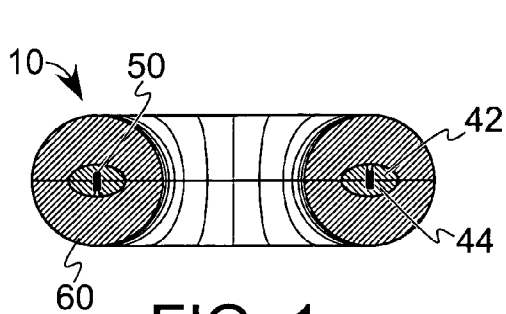


FIG. 1

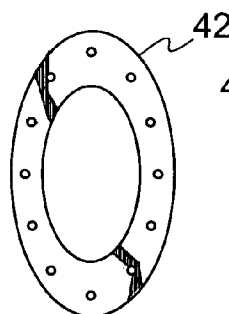


FIG. 2

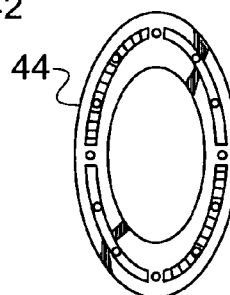


FIG. 2A

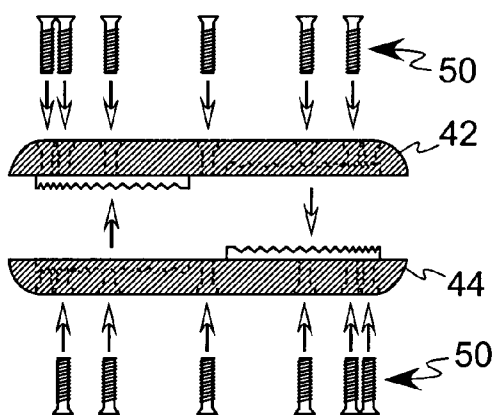


FIG. 2B

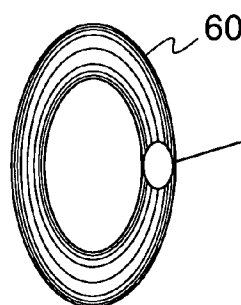


FIG. 3

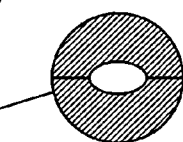


FIG. 3A

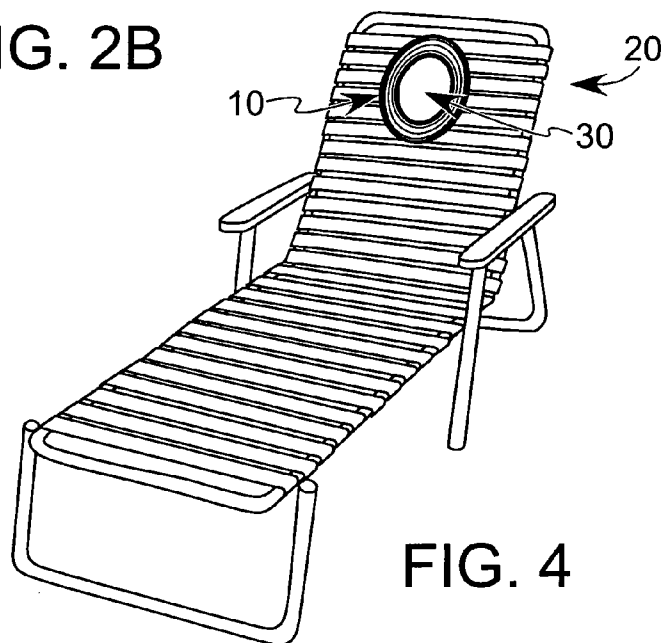


FIG. 4

FACE/HEADREST ATTACHMENT FOR LOUNGE CHAIRS

CROSS-REFERENCES TO RELATED APPLICATIONS

[0001] (Not Applicable)

STATEMENT REGARDING FEDERALLY-SPONSORED RESEARCH AND DEVELOPMENT

[0002] (Not Applicable)

REFERENCE TO AN APPENDIX

[0003] (Not Applicable)

BACKGROUND OF THE INVENTION

[0004] 1. Field Of The Invention

[0005] The present invention relates generally to seating cushions for outdoor chairs and, more particularly, to an annular, tubular facial/head rest support being attachable with conventional lounge chairs.

[0006] 2. Description Of The Related Art

[0007] The perfect, golden tan is a pursuit many. Whether acquired at the beach or the backyard, the most common way of obtaining a tan is by simply laying on a lounge chair. This method works well, and is generally free, other than the time spent. While the lounge chair works well for most positions, one that it does not, is when the person is laying face down. Generally, the person must turn their head to one side or the other to be comfortable. This affect the amount of sun hitting one side of a person's face, and will affect the amount of sun hitting the rear neck area. If not controlled properly, the tan will be uneven and blotchy.

BRIEF SUMMARY OF THE INVENTION

[0008] The invention is a face/headrest attachment for lounge chairs that has an annular cushion forming a hole through the back of the chair, where a person's head would typically rest. A two-piece plastic ring that is held together by fasteners, such as screws and adhesive, frames the hole through the back of the chair. The backing of the chair material is placed between the rings to allow for the continuing support of the remainder of the chair's surface.

BRIEF DESCRIPTION OF THE SEVERAL VIEWS OF THE DRAWINGS

[0009] FIG. 1 is a perspective view in section illustrating the preferred embodiment of the present invention.

[0010] FIG. 2 is a top view illustrating the plastic ring.

[0011] FIG. 2a is a bottom view illustrating the plastic ring.

[0012] FIG. 2b is a side view illustrating the plastic rings.

[0013] FIG. 3 is a side view illustrating a cushion.

[0014] FIG. 3a is an enlarged cross-sectional view of the cushion.

[0015] FIG. 4 is a perspective view illustrating the preferred embodiment of the present invention.

DETAILED DESCRIPTION OF THE INVENTION

[0016] Referring now to the drawings 1-4, a face/headrest attachment 10 for lounge chairs is provided as a device that is installed on a lounge chair 20 to allow a person to lay face down comfortably for the purpose of tanning. Upon initial observation of a lounge chair equipped with the invention, nothing appears amiss. However, after close observation, it can be seen that a hole 30 through the back of the chair, where a person's head would typically rest is provided. The hole 30 is (framed) by a two-piece plastic ring that is held together by fasteners 50 such as screws and adhesive. The rings 42 and 44 are placed on top, and the other on bottom where the person's head will rest, followed by screws and adhesive if needed to hold the webbing or cloth together. The center webbing or cloth is cut out. The cushion 60 is then placed on the inside of the rings 42 and 44 for comfort. The screws and adhesive in the rings allow for continued support of the remainder of the chair's surface. A foam-cushioned tube is then attached to the ring to provide comfort for the user.

[0017] The invention allows the user to lay face down on the lounge chair 20, much in the same manner as a massage table. The user can also lie face-up using the invention as a type of cushioned headrest as well. Should a person's head become stuck in the invention, it can be disassembled using the aforementioned screws, or cut off with wire cutters.

[0018] The use of the face/headrest attachment for lounge chairs provides sunbathers with a unique and comfortable way to obtain a rich, even tan over all areas of their bodies in a manner which is quick, easy and effective. The user can also read a book, under the chair, while laying face down.

1. A face/headrest attachment for lounge chairs comprising: an annular cushion forming a hole through the back of the chair, where a person's head would typically rest, said hole framed by a two-piece plastic ring that is held together by fasteners such as screws, and adhesive; wherein the backing of the chair material is placed between the ring to allow for the continuing support of the remainder of the chair's surface.

* * * * *